

**20<sup>th</sup>-21<sup>st</sup> April 2024**

**Round 1 – Clockwise**



**S.M.A.R.T.**

**Scottish Motorsports Automatic Race Timing**

Ravenslea, Melrose Road, Galashiels, TD1 2AT

Telephone : 01896 – 752447

**KMSC/SMRC - Best of Scottish Motorsport****Sorted on best lap time**

Scottish Legends Cars Championship

Knockhill 1.267 miles

Paid Practice - Session 1

20/04/2024 09:00

Practice (15:00 Time) started at 9:00:17

Pos	No.	Name	Make/Model	CC	Class	Laps	Best Tm	Diff	Best Speed	2nd Best
1	14	Daniel CLARK	Legend Coupe	890	L	8	<b>58.067</b>		78.544	58.365
2	52	Stewart BLACK	Legend Coupe	1250	L	8	<b>58.451</b>	0.384	78.028	59.071
3	24	Matthew PAPE	Legend Coupe	1250	L	13	<b>59.405</b>	1.338	76.775	59.450
4	85	Mark BEATY	Legend Coupe	1250	L	9	<b>59.665</b>	1.598	76.441	59.969
5	95	Maxim POPELYUSHKO	Legend Coupe	850	L	12	<b>59.991</b>	1.924	76.025	1:00.058
6	72	Glenn BURTENSHAW	Legend Sedan	1250	L	10	<b>1:00.082</b>	2.015	75.910	1:00.175
7	10	Ross HODGSON	Legend Coupe	1300	L	11	<b>1:00.146</b>	2.079	75.829	1:00.292
8	17	Billy WAIT	Legend Coupe	1250	L	15	<b>1:00.451</b>	2.384	75.447	1:00.561
9	26	Scott HYNDS	Legend Coupe	1250	L	14	<b>1:00.475</b>	2.408	75.417	1:00.511
10	16	Chris LAPIT	Legend Sedan	1250	L	7	<b>1:00.950</b>	2.883	74.829	1:01.248
11	15	Elby CLARK	Legend Coupe	890	L	7	<b>1:01.663</b>	3.596	73.964	1:02.145
12	48	Declan BURKE	Legend Coupe	1250	Gue	9	<b>1:01.938</b>	3.871	73.636	1:02.199
13	46	Brent BOWIE	Legend Coupe	1250	L	5	<b>1:02.042</b>	3.975	73.512	1:02.393
14	55	Stuart McANDREW	Legend Coupe	1250	L	13	<b>1:02.154</b>	4.087	73.380	1:02.509
15	333	William READ	Legend Coupe	890	L	12	<b>1:02.832</b>	4.765	72.588	1:03.246
16	4	Christopher WALLACE	Legend Coupe	1250	L R	14	<b>1:02.884</b>	4.817	72.528	1:02.923
17	127	Phil ROWLANDS	Legend Coupe	1250	L R	6	<b>1:02.886</b>	4.819	72.526	1:03.272
18	27	Grant HUNTER	Legend Coupe	890	L R	4	<b>1:03.264</b>	5.197	72.092	1:05.128

Clerk of the Course

Orbits

Sig : Time :  
 Chief Timekeeper - Ian Sharp (SMART Timing)  
 Results available at [www.smart-timing.co.uk](http://www.smart-timing.co.uk) and [www.speedhive.com](http://www.speedhive.com)

Printed: 20/04/2024 09:18:23



motor  
sport  
UK

RACE  
WITH  
RESPECT

# KMSC/SMRC - Best of Scottish Motorsport

## Scottish Legends Cars Championship

Knockhill 1.267 miles

### Paid Practice - Session 1

20/04/2024 09:00

### Practice (15:00 Time) started at 9:00:17

Lap	Time of Day	Lap Tm	SFSpd	S1	S2	S3
(14) Daniel CLARK						
1	9:01:29.362		91.6		24.115	18.477
2	9:02:31.348	1:01.986	91.4	20.304	23.892	17.790
3	9:03:31.133	59.785	94.4	19.825	22.211	17.749
4	9:04:30.966	59.833	94.1	19.291	22.754	17.788
5	9:05:29.331	58.365	94.9	19.173	21.921	17.271
6	9:06:28.980	59.649	94.3	19.741	22.372	17.536
7	9:07:27.047	58.067	93.5	18.972	21.812	17.283
8	9:08:30.198	1:03.151	31.7	18.990	21.960	22.201

(52) Stewart BLACK						
1	9:01:32.370		92.3		26.030	18.616
2	9:02:32.111	59.741	92.6	19.368	22.900	17.473
3	9:03:31.403	59.292	93.3	19.334	22.323	17.635
4	9:04:30.566	59.163	92.7	19.208	22.533	17.422
5	9:05:29.017	58.451	91.7	18.791	22.134	17.526
6	9:06:28.646	59.629	91.6	19.735	22.384	17.510
7	9:07:27.717	59.071	88.6	18.901	22.126	18.044
8	9:08:51.222	1:23.505	18.3	22.944	30.802	29.759

(24) Matthew PAPE						
1	9:01:24.918		90.0		26.862	19.460
2	9:02:26.763	1:01.845	90.7	20.133	23.345	18.367
3	9:03:27.708	1:00.945	91.1	19.832	22.918	18.195
4	9:04:28.228	1:00.520	90.8	19.692	22.752	18.076
5	9:05:28.070	59.842	92.1	19.433	22.607	17.802
6	9:06:29.514	1:01.444	89.8	20.257	23.069	18.118
7	9:07:28.919	59.405	91.1	19.290	22.451	17.664
8	9:08:28.369	59.450	90.7	19.207	22.420	17.823
9	9:09:28.083	59.714	91.4	19.318	22.512	17.884
10	9:10:27.632	59.549	92.7	19.161	22.445	17.943
11	9:11:28.125	1:00.493	91.7	19.957	22.437	18.099
12	9:12:28.195	1:00.070	90.9	19.619	22.623	17.828
13	9:13:31.822	1:03.627	38.9	19.191	23.925	20.511

(85) Mark BEATY						
1	9:01:12.177		91.1		23.429	18.218
2	9:02:13.344	1:01.167	90.0	19.964	23.134	18.069
3	9:03:13.897	1:00.553	89.8	19.578	23.106	17.869
4	9:04:13.866	59.969	90.3	19.491	22.645	17.833
5	9:05:13.875	1:00.009	90.1	19.515	22.569	17.925
6	9:06:13.540	59.665	90.6	19.387	22.438	17.840
7	9:07:13.796	1:00.256	90.4	19.365	22.976	17.915
8	9:08:13.943	1:00.147	90.1	19.306	22.842	17.999
9	9:09:19.152	1:05.209	31.1	19.609	23.134	22.466

(95) Maxim POPELYUSHKO						
1	9:01:17.355		90.9		24.839	18.836
2	9:02:21.199	1:03.844	87.4	20.358	24.658	18.828
3	9:03:22.149	1:00.950	91.8	19.934	23.050	17.966
4	9:04:22.742	1:00.593	92.7	19.740	23.294	17.559
5	9:05:24.010	1:01.268	91.8	20.643	22.795	17.830
6	9:06:24.001	59.991	91.9	19.323	22.576	18.092
7	9:07:24.660	1:00.659	91.8	19.999	22.810	17.850
8	9:08:24.718	1:00.058	91.3	19.699	22.658	17.701
9	9:09:26.678	1:01.960	90.4	21.006	22.840	18.114
10	9:10:27.427	1:00.749	91.3	19.746	22.726	18.277
11	9:11:30.160	1:02.733	91.3	21.345	23.742	17.646
12	9:12:36.063	1:05.903	41.1	20.129	23.904	21.870

(72) Glenn BURTENSHAW						
1	9:01:12.681		90.6		24.064	18.707
2	9:02:14.357	1:01.676	90.7	20.363	23.173	18.140
3	9:03:15.076	1:00.719	89.7	19.597	23.187	17.935
4	9:04:15.251	1:00.175	89.7	19.478	22.771	17.926

Lap	Time of Day	Lap Tm	SFSpd	S1	S2	S3
5	9:05:15.333	1:00.082	89.7	19.342	22.710	18.030
6	9:06:15.859	1:00.526	89.1	19.670	22.884	17.972
7	9:07:16.433	1:00.574	89.6	19.665	23.029	17.880
8	9:08:24.166	1:07.733	63.0	19.527	25.657	22.549
9	9:09:36.534	1:12.368	89.6	25.986	25.997	20.385
10	9:10:48.176	1:11.642	29.8	19.783	23.528	28.331

(10) Ross HODGSON						
1	9:01:30.319		90.7		27.297	18.698
2	9:02:32.286	1:01.967	93.3	20.306	23.839	17.822
3	9:03:32.782	1:00.496	90.9	19.593	22.958	17.945
4	9:04:33.074	1:00.292	90.0	19.691	22.982	17.619
5	9:05:33.889	1:00.815	89.8	19.744	23.006	18.065
6	9:06:34.337	1:00.448	89.6	19.782	22.960	17.706
7	9:07:34.483	1:00.146	90.0	19.460	22.980	17.706
8	9:08:42.690	1:08.207	89.0	24.680	25.488	18.039
9	9:09:43.386	1:00.696	89.7	19.994	22.904	17.798
10	9:10:43.984	1:00.598	89.4	19.731	23.073	17.794
11	9:12:08.867	1:24.883	18.1	20.363	32.235	32.285

(17) Billy WAIT						
1	9:01:29.857		90.7		26.956	19.262
2	9:02:33.898	1:04.041	89.5	20.952	24.461	18.628
3	9:03:35.487	1:01.589	89.7	20.129	23.114	18.346
4	9:04:36.454	1:00.967	89.5	19.559	23.060	18.348
5	9:05:37.948	1:01.494	89.6	20.417	23.053	18.024
6	9:06:38.509	1:00.561	88.8	19.510	22.933	18.118
7	9:07:38.960	1:00.451	88.9	19.548	22.920	17.983
8	9:08:43.475	1:04.515	90.2	21.429	24.230	18.656
9	9:09:46.616	1:03.141	89.0	19.595	25.231	18.315
10	9:10:47.525	1:00.909	89.7	19.756	23.172	17.981
11	9:11:49.338	1:01.813	88.4	19.501	23.955	18.357
12	9:12:50.742	1:01.404	89.1	19.933	23.305	18.166
13	9:13:52.052	1:01.310	89.0	19.933	23.095	18.282
14	9:14:53.781	1:01.729	88.9	19.837	23.639	18.253
15	9:15:55.250	1:01.469	79.6	19.666	23.437	18.366

(26) Scott HYNDS						
1	9:01:17.980		88.8		24.485	19.286
2	9:02:20.744	1:02.764	88.0	20.033	23.912	18.819
3	9:03:21.671	1:00.927	90.2	19.666	23.271	17.990
4	9:04:22.541	1:00.870	89.2	19.310	23.188	18.372
5	9:05:23.146	1:00.605	89.5	19.747	22.871	17.987
6	9:06:23.621	1:00.475	90.0	19.482	22.954	18.039
7	9:07:24.132	1:00.511	89.8	19.529	22.875	18.107
8	9:08:24.647	1:00.515	89.1	19.526	22.757	18.232
9	9:09:25.833	1:01.186	89.7	20.002	23.090	18.094
10	9:10:26.439	1:00.606	91.8	19.851	22.943	17.812
11	9:11:27.617	1:01.178	89.1	19.442	23.429	18.307
12	9:12:28.927	1:01.310	90.1	20.344	22.839	18.127
13	9:13:45.035	1:16.108	63.7	21.440	28.492	26.176
14	9:15:15.458	1:30.423	28.0	28.339	30.701	31.383

(16) Chris LAPIT						
1	9:01:25.385		89.8		26.469	19.798
2	9:02:28.600	1:03.215	90.4	20.473	24.132	18.610
3	9:03:30.995	1:02.395	90.1	20.088	23.772	18.535
4	9:04:33.266	1:02.271	92.4	20.522	23.634	18.115
5	9:05:34.514	1:01.248	90.9	19.871	23.359	18.018
6	9:06:35.464	1:00.950	90.6	19.757	23.305	17.888
7	9:07:56.370	1:20.906	22.2	19.806	28.536	32.564

(15) Elby CLARK						
1	9:01:55.500		90.4		27.328	20.427
2	9:03:00.123	1:04.623	91.2	21.223	24.932	18.468
3	9:04:03.473	1:03.350	91.1	20.409	24.498	18.443

### Clerk of the Course

Sig : Time :  
Chief Timekeeper - Ian Sharp (SMART Timing)

Results available at [www.smart-timing.co.uk](http://www.smart-timing.co.uk) and [www.speedhive.com](http://www.speedhive.com)

Printed: 20/04/2024 09:18:59

### Orbits



motor  
sport  
UK

RACE  
WITH  
RESPECT

# KMSC/SMRC - Best of Scottish Motorsport

## Scottish Legends Cars Championship

Knockhill 1.267 miles

### Paid Practice - Session 1

20/04/2024 09:00

### Practice (15:00 Time) started at 9:00:17

Lap	Time of Day	Lap Tm	SFSpd	S1	S2	S3
4	9:05:07.701	1:04.228	90.6	21.618	24.423	18.187
5	9:06:09.846	1:02.145	92.1	20.120	23.989	18.036
6	9:07:11.509	1:01.663	92.2	20.198	23.647	17.818
7	9:08:19.172	1:07.663	27.6	20.004	24.181	23.478

#### (48) Declan BURKE

1	9:01:27.325		83.6		28.151	21.118
2	9:02:35.307	1:07.982	79.2	21.900	25.704	20.378
3	9:03:42.140	1:06.833	84.9	22.263	25.067	19.503
4	9:04:46.865	1:04.725	87.6	21.125	24.515	19.085
5	9:05:51.153	1:04.288	87.8	21.554	24.175	18.559
6	9:06:54.787	1:03.634	88.8	20.868	24.597	18.169
7	9:07:56.725	1:01.938	88.9	19.918	23.963	18.057
8	9:08:58.924	1:02.199	88.5	19.757	24.125	18.317
9	9:10:21.734	1:22.810	25.1	22.621	31.156	29.033

#### (46) Brent BOWIE

1	9:01:11.705		86.1		24.078	18.607
2	9:02:14.098	1:02.393	85.5	20.872	23.044	18.477
3	9:03:16.778	1:02.680	84.7	20.182	23.939	18.559
4	9:04:18.820	1:02.042	83.4	19.946	23.533	18.563
5	9:05:31.236	1:12.416	32.2	20.439	26.017	25.960

#### (55) Stuart McANDREW

1	9:01:33.862		89.0		28.179	23.102
2	9:02:38.552	1:04.690	90.1	20.889	24.482	19.319
3	9:03:41.288	1:02.736	89.6	20.370	23.959	18.407
4	9:04:47.222	1:05.934	37.9	20.808	23.457	21.669
5	9:06:56.160	2:08.938	90.2	1:24.244	25.240	19.454
6	9:08:12.248	1:16.088	88.5	19.902	37.167	19.019
7	9:09:16.323	1:04.075	88.9	20.598	24.297	19.180
8	9:10:18.944	1:02.621	88.9	20.110	23.889	18.622
9	9:11:21.968	1:03.024	88.8	20.439	23.866	18.719
10	9:12:24.122	1:02.154	88.4	20.067	23.446	18.641
11	9:13:33.393	1:09.271	88.9	21.996	27.480	19.795
12	9:14:36.682	1:03.289	89.0	20.292	24.032	18.965
13	9:15:39.191	1:02.509	88.8	20.188	23.669	18.652

#### (333) William READ

1	9:01:55.387		79.9		49.311	23.110
2	9:03:04.193	1:08.806	87.7	23.143	25.673	19.990
3	9:04:09.498	1:05.305	87.2	21.372	24.675	19.258
4	9:05:23.170	1:13.672	28.6	21.401	24.701	27.570
5	9:08:16.151	2:52.981	85.3	2:05.363	27.322	20.296
6	9:09:21.630	1:05.479	87.5	21.320	24.837	19.322
7	9:10:26.363	1:04.733	88.0	21.018	24.724	18.991
8	9:11:31.257	1:04.894	87.3	21.830	24.127	18.937
9	9:12:34.648	1:03.391	88.4	20.517	24.278	18.596
10	9:13:41.334	1:06.686	87.3	20.771	25.784	20.131
11	9:14:44.580	1:03.246	88.4	20.429	24.280	18.537
12	9:15:47.412	1:02.832	86.6	20.300	24.072	18.460

#### (4) Christopher WALLACE

1	9:01:46.648		61.6		31.094	26.042
2	9:02:58.168	1:11.520	86.5	25.184	25.719	20.617
3	9:04:03.404	1:05.236	88.8	21.714	24.272	19.250
4	9:05:08.811	1:05.407	87.8	22.256	24.375	18.776
5	9:06:11.695	1:02.884	86.0	20.449	23.616	18.819
6	9:07:15.132	1:03.437	88.5	20.619	24.080	18.738
7	9:08:18.215	1:03.083	88.3	20.213	24.189	18.681
8	9:09:21.138	1:02.923	87.4	20.408	24.000	18.515
9	9:10:24.210	1:03.072	87.4	20.525	23.705	18.842
10	9:11:27.994	1:03.784	89.6	20.913	24.083	18.788
11	9:12:37.217	1:09.223	88.6	20.770	29.481	18.972
12	9:13:40.400	1:03.183	88.1	20.346	23.738	19.099
13	9:14:43.540	1:03.140	84.2	20.329	23.985	18.826

Lap	Time of Day	Lap Tm	SFSpd	S1	S2	S3
14	9:15:46.648	1:03.108	86.5	20.565	23.755	18.788

#### (127) Phil ROWLANDS

1	9:01:43.790		83.2		26.609	21.252
2	9:02:48.937	1:05.147	85.3	21.074	24.590	19.483
3	9:03:55.078	1:06.141	86.5	22.334	24.504	19.303
4	9:04:58.350	1:03.272	86.1	20.645	23.957	18.670
5	9:06:01.236	1:02.886	85.4	20.404	23.678	18.804
6	9:07:08.397	1:07.161	28.2	20.259	23.583	23.319

#### (27) Grant HUNTER

1	9:03:19.174		87.7		28.002	20.210
2	9:04:24.302	1:05.128	88.3	21.084	24.755	19.289
3	9:05:27.566	1:03.264	90.6	20.709	23.842	18.713
4	9:06:50.094	1:22.528	28.7	22.886	30.586	29.056

### Clerk of the Course

Sig : Time :  
 Chief Timekeeper - Ian Sharp (SMART Timing)  
 Results available at [www.smart-timing.co.uk](http://www.smart-timing.co.uk) and [www.speedhive.com](http://www.speedhive.com)

Printed: 20/04/2024 09:18:59

### Orbits



**KMSC/SMRC - Best of Scottish Motorsport****Sorted on best lap time**

Scottish Legends Cars Championship

Knockhill 1.267 miles

Paid Practice - Session 2

20/04/2024 10:15

Practice (15:00 Time) started at 10:15:45

Pos	No.	Name	Make/Model	CC	Class	Laps	Best Tm	Diff	Best Speed	2nd Best
1	14	Daniel CLARK	Legend Coupe	890	L	7	58.976		77.334	58.988
2	24	Matthew PAPE	Legend Coupe	1250	L	11	59.387	0.411	76.799	59.423
3	85	Mark BEATY	Legend Coupe	1250	L	11	59.696	0.720	76.401	59.895
4	22	Chris DEWEY	Legend Coupe	1250	L	12	1:00.033	1.057	75.972	1:00.061
5	15	Elby CLARK	Legend Coupe	890	L	8	1:00.112	1.136	75.872	1:00.333
6	10	Ross HODGSON	Legend Coupe	1300	L	15	1:00.207	1.231	75.753	1:00.536
7	72	Glenn BURTENSHAW	Legend Sedan	1250	L	9	1:00.222	1.246	75.734	1:00.350
8	17	Billy WAIT	Legend Coupe	1250	L	12	1:00.295	1.319	75.642	1:00.584
9	48	Declan BURKE	Legend Coupe	1250	Gue	10	1:00.555	1.579	75.317	1:00.694
10	16	Chris LAPIT	Legend Sedan	1250	L	10	1:01.199	2.223	74.525	1:01.277
11	55	Stuart McANDREW	Legend Coupe	1250	L	11	1:01.303	2.327	74.398	1:01.377
12	127	Phil ROWLANDS	Legend Coupe	1250	L R	11	1:01.563	2.587	74.084	1:01.779
13	333	William READ	Legend Coupe	890	L	12	1:02.239	3.263	73.279	1:02.456
14	4	Christopher WALLACE	Legend Coupe	1250	L R	14	1:02.296	3.320	73.212	1:02.642

Clerk of the Course

Orbits

Sig : Time :  
 Chief Timekeeper - Ian Sharp (SMART Timing)  
 Results available at [www.smart-timing.co.uk](http://www.smart-timing.co.uk) and [www.speedhive.com](http://www.speedhive.com)

Printed: 20/04/2024 10:37:39



motor  
sport  
UK

RACE  
WITH  
RESPECT



# KMSC/SMRC - Best of Scottish Motorsport

## Scottish Legends Cars Championship

Knockhill 1.267 miles

### Paid Practice - Session 2

20/04/2024 10:15

### Practice (15:00 Time) started at 10:15:45

Lap	Time of Day	Lap Tm	SFSpd	S1	S2	S3
<b>(14) Daniel CLARK</b>						
1	10:16:53.200		91.6		23.657	17.854
2	10:17:52.892	<b>59.692</b>	<b>95.2</b>	19.505	22.213	17.974
3	10:18:51.880	<b>58.988</b>	93.2	19.314	22.280	<b>17.394</b>
4	10:19:52.845	<b>1:00.965</b>	91.9	20.459	23.026	17.480
5	10:20:51.821	<b>58.976</b>	92.2	19.307	<b>22.187</b>	17.482
6	10:21:50.908	<b>59.087</b>	92.7	19.212	22.379	17.496
7	10:22:55.382	<b>1:04.474</b>	28.6	<b>19.141</b>	22.226	23.107

<b>(24) Matthew PAPE</b>						
1	10:16:51.721		<b>91.8</b>		24.859	18.807
2	10:17:52.466	<b>1:00.745</b>	90.6	19.472	23.066	18.207
3	10:18:52.381	<b>59.915</b>	91.6	19.457	22.517	17.941
4	10:19:53.990	<b>1:01.609</b>	89.7	20.412	23.169	18.028
5	10:20:55.561	<b>1:01.571</b>	90.9	20.261	23.448	17.862
6	10:21:54.984	<b>59.423</b>	90.8	<b>19.218</b>	22.467	<b>17.738</b>
7	10:22:54.520	<b>59.536</b>	90.4	19.250	22.518	17.768
8	10:23:54.115	<b>59.595</b>	90.8	19.236	22.590	17.769
9	10:24:53.502	<b>59.387</b>	90.8	19.224	<b>22.399</b>	17.764
10	10:25:53.103	<b>59.601</b>	91.4	19.239	22.588	17.774
11	10:27:13.279	<b>1:20.176</b>	32.1	21.982	30.354	27.840

<b>(85) Mark BEATY</b>						
1	10:17:01.247		90.8		23.995	18.416
2	10:18:01.938	<b>1:00.691</b>	92.7	19.688	22.693	18.310
3	10:19:02.969	<b>1:01.031</b>	91.2	19.441	23.798	<b>17.792</b>
4	10:20:03.808	<b>1:00.839</b>	91.3	19.358	23.422	18.059
5	10:21:04.248	<b>1:00.440</b>	<b>93.1</b>	19.396	22.981	18.063
6	10:22:04.315	<b>1:00.067</b>	90.1	19.578	22.660	17.829
7	10:23:04.011	<b>59.696</b>	90.0	<b>19.284</b>	<b>22.476</b>	17.936
8	10:24:03.906	<b>59.895</b>	89.7	19.309	22.559	18.027
9	10:25:03.802	<b>59.896</b>	90.0	19.328	22.711	17.857
10	10:26:04.168	<b>1:00.366</b>	90.3	19.316	23.098	17.952
11	10:27:05.968	<b>1:01.800</b>	40.8	19.421	22.616	19.763

<b>(22) Chris DEWEY</b>						
1	10:16:48.703		91.7		24.180	18.328
2	10:17:50.266	<b>1:01.563</b>	90.2	19.814	23.542	18.207
3	10:18:50.379	<b>1:00.113</b>	89.4	19.527	22.557	18.029
4	10:19:55.189	<b>1:04.810</b>	90.9	24.031	22.757	18.022
5	10:20:56.610	<b>1:01.421</b>	<b>92.8</b>	19.601	23.523	18.297
6	10:21:56.671	<b>1:00.061</b>	92.2	19.584	<b>22.445</b>	18.032
7	10:22:56.704	<b>1:00.033</b>	92.7	<b>19.298</b>	23.011	<b>17.724</b>
8	10:23:57.281	<b>1:00.577</b>	89.5	19.580	22.773	18.224
9	10:24:57.441	<b>1:00.160</b>	89.0	19.458	22.799	17.903
10	10:25:57.853	<b>1:00.412</b>	89.6	19.746	22.710	17.956
11	10:26:58.179	<b>1:00.326</b>	89.6	19.414	22.948	17.964
12	10:28:11.768	<b>1:13.589</b>	31.4	21.115	25.865	26.609

<b>(15) Elby CLARK</b>						
1	10:16:51.002		90.6		23.605	18.196
2	10:17:52.781	<b>1:01.779</b>	91.6	19.905	23.098	18.776
3	10:18:53.307	<b>1:00.526</b>	91.6	20.097	<b>22.820</b>	<b>17.609</b>
4	10:19:54.480	<b>1:01.173</b>	<b>93.3</b>	20.294	22.933	17.946
5	10:20:56.104	<b>1:01.624</b>	92.2	20.146	23.525	17.953
6	10:21:56.437	<b>1:00.333</b>	92.3	19.434	22.939	17.960
7	10:22:56.549	<b>1:00.112</b>	89.5	<b>19.280</b>	22.985	17.847
8	10:24:03.734	<b>1:07.185</b>	27.7	20.558	23.268	23.359

<b>(10) Ross HODGSON</b>						
1	10:17:10.084		<b>90.6</b>		26.268	18.129
2	10:18:10.854	<b>1:00.770</b>	89.8	19.741	23.141	17.888
3	10:19:11.464	<b>1:00.610</b>	89.4	19.716	22.834	18.060
4	10:20:15.783	<b>1:04.319</b>	90.3	21.521	25.052	17.746
5	10:21:15.990	<b>1:00.207</b>	90.3	<b>19.436</b>	22.966	17.805

Lap	Time of Day	Lap Tm	SFSpd	S1	S2	S3
6	10:22:17.405	<b>1:01.415</b>	89.5	19.528	23.043	18.844
7	10:23:18.936	<b>1:01.531</b>	88.5	19.854	23.264	18.413
8	10:24:19.971	<b>1:01.035</b>	89.7	19.887	23.130	18.018
9	10:25:20.653	<b>1:00.682</b>	90.1	19.754	23.008	17.920
10	10:26:21.272	<b>1:00.619</b>	90.4	19.881	23.067	<b>17.671</b>
11	10:27:22.134	<b>1:00.862</b>	88.9	19.681	23.205	17.976
12	10:28:23.689	<b>1:01.555</b>	67.2	19.918	23.115	18.522
13	10:29:30.392	<b>1:06.703</b>	89.0	25.698	23.111	17.894
14	10:30:30.928	<b>1:00.536</b>	89.2	19.800	<b>22.832</b>	17.904
15	10:31:32.269	<b>1:01.341</b>	88.9	19.753	23.502	18.086

<b>(72) Glenn BURTENSHAW</b>						
1	10:17:01.798		90.0		24.060	18.566
2	10:18:02.340	<b>1:00.542</b>	91.6	19.593	22.827	18.122
3	10:19:03.499	<b>1:01.159</b>	90.2	20.150	23.063	17.946
4	10:20:04.110	<b>1:00.611</b>	91.8	19.447	23.311	<b>17.853</b>
5	10:21:04.594	<b>1:00.484</b>	91.7	19.480	22.917	18.087
6	10:22:04.955	<b>1:00.361</b>	<b>92.6</b>	19.821	<b>22.681</b>	17.859
7	10:23:05.305	<b>1:00.350</b>	91.1	19.618	22.711	18.021
8	10:24:05.527	<b>1:00.222</b>	89.0	<b>19.302</b>	22.937	17.983
9	10:25:25.698	<b>1:20.171</b>	27.6	20.103	31.639	28.429

<b>(17) Billy WAIT</b>						
1	10:16:59.524		91.6		24.664	18.474
2	10:18:00.801	<b>1:01.277</b>	91.4	20.034	23.210	18.033
3	10:19:01.908	<b>1:01.107</b>	90.8	20.119	23.093	17.895
4	10:20:03.259	<b>1:01.351</b>	90.6	19.737	23.751	<b>17.863</b>
5	10:21:04.142	<b>1:00.883</b>	90.3	19.508	23.419	17.956
6	10:22:04.822	<b>1:00.680</b>	90.6	20.026	<b>22.564</b>	18.090
7	10:23:05.117	<b>1:00.295</b>	88.5	19.518	22.582	18.195
8	10:24:05.701	<b>1:00.584</b>	<b>92.1</b>	19.813	22.725	18.046
9	10:25:06.319	<b>1:00.618</b>	89.7	19.426	23.056	18.136
10	10:26:07.946	<b>1:01.627</b>	89.5	20.088	23.383	18.156
11	10:27:08.924	<b>1:00.978</b>	87.0	<b>19.337</b>	22.970	18.671
12	10:28:41.419	<b>1:32.495</b>	23.6	23.288	34.341	34.866

<b>(48) Declan BURKE</b>						
1	10:16:48.436		89.0		24.393	18.200
2	10:17:50.554	<b>1:02.118</b>	90.9	19.864	23.800	18.454
3	10:18:51.485	<b>1:00.931</b>	89.7	19.694	23.253	17.984
4	10:19:54.041	<b>1:02.556</b>	90.4	20.486	23.919	18.151
5	10:20:56.453	<b>1:02.412</b>	<b>91.7</b>	19.998	24.161	18.253
6	10:21:58.009	<b>1:01.556</b>	90.0	20.374	23.215	17.967
7	10:22:58.564	<b>1:00.555</b>	90.1	19.662	<b>23.151</b>	<b>17.742</b>
8	10:23:59.698	<b>1:01.134</b>	90.0	19.759	23.468	17.907
9	10:25:00.392	<b>1:00.694</b>	89.0	<b>19.489</b>	23.248	17.957
10	10:26:17.126	<b>1:16.734</b>	22.5	21.878	26.254	28.602

<b>(16) Chris LAPIT</b>						
1	10:16:57.674		90.3		24.510	18.691
2	10:18:00.491	<b>1:02.817</b>	90.1	20.352	23.749	18.716
3	10:19:04.302	<b>1:03.811</b>	90.1	20.581	24.223	19.007
4	10:20:10.928	<b>1:06.626</b>	86.6	22.855	24.774	18.997
5	10:21:14.067	<b>1:03.139</b>	90.0	20.522	23.785	18.832
6	10:22:16.427	<b>1:02.360</b>	89.5	20.126	23.791	18.443
7	10:23:19.094	<b>1:02.667</b>	91.4	20.207	23.500	18.960
8	10:24:20.371	<b>1:01.277</b>	<b>91.6</b>	20.182	<b>23.155</b>	<b>17.940</b>
9	10:25:21.570	<b>1:01.199</b>	82.8	<b>19.753</b>	23.293	18.153
10	10:26:36.816	<b>1:15.246</b>	25.8	22.814	24.129	28.303

<b>(55) Stuart McANDREW</b>						
1	10:17:02.998		<b>91.9</b>		25.946	20.923
2	10:18:05.049	<b>1:02.051</b>	91.6	20.025	23.744	<b>18.282</b>
3	10:19:06.426	<b>1:01.377</b>	91.3	<b>19.682</b>	<b>23.123</b>	18.572
4	10:20:31.596	<b>1:25.170</b>	90.1	20.324	45.306	19.540
5	10:21:33.312	<b>1:01.716</b>	90.3	20.023	23.132	18.561

Clerk of the Course

Orbits

**Sig :** \_\_\_\_\_ **Time :** \_\_\_\_\_  
**Chief Timekeeper - Ian Sharp (SMART Timing)**  
**Results available at [www.smart-timing.co.uk](http://www.smart-timing.co.uk) and [www.speedhive.com](http://www.speedhive.com)**  
**Printed: 20/04/2024 10:37:56**



# KMSC/SMRC - Best of Scottish Motorsport

Scottish Legends Cars Championship

Knockhill 1.267 miles

Paid Practice - Session 2

20/04/2024 10:15

Practice (15:00 Time) started at 10:15:45

Lap	Time of Day	Lap Tm	SFSpd	S1	S2	S3
6	10:22:35.317	1:02.005	90.1	19.822	23.296	18.887
7	10:23:36.620	1:01.303	89.5	19.683	23.244	18.376
8	10:24:39.506	1:02.886	89.7	20.025	23.973	18.888
9	10:25:42.246	1:02.740	90.1	20.116	23.580	19.044
10	10:26:45.121	1:02.875	89.6	20.015	23.886	18.974
11	10:27:55.552	1:10.431	30.6	19.753	23.572	27.106

(127) Phil ROWLANDS

1	10:16:58.795		88.0			
2	10:18:01.747	1:02.952	88.4	20.372		
3	10:19:05.022	1:03.275	88.1	21.283	23.539	18.453
4	10:20:08.780	1:03.758	87.7	20.671		
5	10:21:10.343	1:01.563	87.2	20.084	23.370	18.109
6	10:22:12.222	1:01.879	86.0	20.135		
7	10:23:14.161	1:01.939	86.3	20.012	23.686	18.241
8	10:24:15.940	1:01.779	85.9	19.983		
9	10:25:17.869	1:01.929	85.8	20.135		
10	10:26:19.689	1:01.820	86.7	20.114	23.481	18.225
11	10:27:28.425	1:08.736	27.7	20.165		

(333) William READ

1	10:16:55.220		88.1		25.077	19.234
2	10:17:58.325	1:03.105	88.1	20.445	23.915	18.745
3	10:19:00.781	1:02.456	87.8	20.167	23.728	18.561
4	10:20:05.195	1:04.414	89.4	20.465	25.224	18.725
5	10:21:12.216	1:07.021	33.2	20.101	23.792	23.128
6	10:24:27.893	3:15.677	87.2	2:31.984	24.587	19.106
7	10:25:31.079	1:03.186	87.6	20.354	24.114	18.718
8	10:26:33.615	1:02.536	88.8	20.060	23.867	18.609
9	10:27:36.266	1:02.651	87.7	20.009	24.023	18.619
10	10:28:38.505	1:02.239	87.8	20.082	23.691	18.466
11	10:29:58.919	1:20.414	79.5	19.939	23.827	36.648
12	10:31:02.433	1:03.514	88.2	21.459	23.765	18.290

(4) Christopher WALLACE

1	10:17:18.168		76.8		33.250	24.229
2	10:18:25.423	1:07.255	86.9	22.542	24.923	19.790
3	10:19:28.942	1:03.519	87.3	20.294	24.069	19.156
4	10:20:32.883	1:03.941	88.8	20.420	24.494	19.027
5	10:21:35.525	1:02.642	88.6	20.475	23.501	18.666
6	10:22:38.304	1:02.779	88.0	20.436	23.727	18.616
7	10:23:40.600	1:02.296	87.5	20.392	23.527	18.377
8	10:24:43.426	1:02.826	87.5	20.606	23.443	18.777
9	10:25:46.197	1:02.771	88.0	20.580	23.465	18.726
10	10:26:49.281	1:03.084	87.7	20.603	23.617	18.864
11	10:27:51.940	1:02.659	87.5	20.238	23.540	18.881
12	10:28:54.910	1:02.970	86.9	20.286	23.680	19.004
13	10:29:59.306	1:04.396	89.6	20.499	23.667	20.230
14	10:31:13.020	1:13.714	38.5	20.663	27.754	25.297

Clerk of the Course

Orbits

Sig : Time :  
Chief Timekeeper - Ian Sharp (SMART Timing)  
Results available at [www.smart-timing.co.uk](http://www.smart-timing.co.uk) and [www.speedhive.com](http://www.speedhive.com)



RACE  
WITH  
RESPECT

**KMSC/SMRC - Best of Scottish Motorsport****Sorted on best lap time**

Scottish Legends Cars Championship

Knockhill 1.267 miles

Familiarisation 1 - Q1

20/04/2024 11:30

Practice (10:00 Time) started at 11:29:48

Pos	No.	Name	Make/Model	CC	Class	Laps	Best Tm	Diff	Best Speed	2nd Best
1	14	Daniel CLARK	Legend Coupe	890	L	8	58.125		78.466	58.732
2	52	Stewart BLACK	Legend Coupe	1250	L	10	58.750	0.625	77.631	59.156
3	85	Mark BEATY	Legend Coupe	1250	L	10	59.209	1.084	77.030	59.706
4	24	Matthew PAPE	Legend Coupe	1250	L	10	59.331	1.206	76.871	59.687
5	95	Maxim POPELYUSHKO	Legend Coupe	850	L	10	59.351	1.226	76.845	59.586
6	8	Steve WHITELEGG	Legend Coupe	1250	L T	10	59.508	1.383	76.642	59.662
7	22	Chris DEWEY	Legend Coupe	1250	L	9	59.541	1.416	76.600	59.832
8	37	Ivor GREENWOOD	Legend Coupe	1250	L	10	1:00.035	1.910	75.970	1:00.610
9	72	Glenn BURTENSHAW	Legend Sedan	1250	L	10	1:00.041	1.916	75.962	1:00.286
10	43	Jonty NORMAN	Legend Sedan	1250	L	10	1:00.095	1.970	75.894	1:00.107
11	9	Colin ATKINSON	Legend Coupe	899	L	10	1:00.224	2.099	75.731	1:00.394
12	28	David ALLAN	Legend Coupe	890	L	10	1:00.271	2.146	75.672	1:00.398
13	17	Billy WAIT	Legend Coupe	1250	L	9	1:00.350	2.225	75.573	1:00.578
14	48	Declan BURKE	Legend Coupe	1250	Gue	4	1:00.868	2.743	74.930	1:02.455
15	10	Ross HODGSON	Legend Coupe	1300	L	8	1:00.921	2.796	74.865	1:01.004
16	333	William READ	Legend Coupe	890	L	10	1:00.994	2.869	74.775	1:01.286
17	4	Christopher WALLACE	Legend Coupe	1250	L R	9	1:02.529	4.404	72.940	1:03.887
18	15	Elby CLARK	Legend Coupe	890	L	4	1:02.651	4.526	72.798	1:02.940
19	55	Stuart McANDREW	Legend Coupe	1250	L	9	1:02.723	4.598	72.714	1:02.751
20	6	Gary ATKINSON	Legend Sedan-Van	899	L R	10	1:02.765	4.640	72.665	1:02.768
21	77	Michael WEDDELL	Legend Coupe	1250	L R	8	1:03.290	5.165	72.063	1:03.773
22	78	David HEADEN	Legend Sedan	1250	L R	8	1:03.501	5.376	71.823	1:03.690
23	127	Phil ROWLANDS	Legend Coupe	1250	L R	4	1:04.353	6.228	70.872	1:05.069
24	53	Stuart ROBERTSON	Legend Coupe	850	L	7	1:04.626	6.501	70.573	1:05.258
25	25	Graham MOORE	Legend Coupe	1250	L R	9	1:04.778	6.653	70.407	1:04.978
26	66	Alastair CALDERWOOD	Legend Sedan	1250	L	9	1:07.260	9.135	67.809	1:07.464
27	46	Brent BOWIE	Legend Coupe	1250	L	8	1:12.312	14.187	63.072	1:16.167
28	27	Grant HUNTER	Legend Coupe	890	L R	1			-	
29	16	Chris LAPIT	Legend Sedan	1250	L				-	
30	26	Scott HYNDS	Legend Coupe	1250	L				-	

**Announcements**

Car No's 53 &amp; 78 - No working transponders - Please fix before 1st Race

Clerk of the Course

Orbits

Sig : Time :

Chief Timekeeper - Ian Sharp (SMART Timing)

Results available at [www.smart-timing.co.uk](http://www.smart-timing.co.uk) and [www.speedhive.com](http://www.speedhive.com)

Printed: 20/04/2024 11:43:05

**RACE WITH RESPECT**



# KMSC/SMRC - Best of Scottish Motorsport

## Scottish Legends Cars Championship

Knockhill 1.267 miles

### Familiarisation 1 - Q1

20/04/2024 11:30

### Practice (10:00 Time) started at 11:29:48

Lap	Time of Day	Lap Tm	SFSpd	S1	S2	S3
(14) Daniel CLARK						
1	11:31:31.635		90.9		23.497	18.446
2	11:32:31.853	<b>1:00.218</b>	92.3	19.686	22.389	18.143
3	11:33:31.515	<b>59.662</b>	93.3	19.873	22.494	17.295
4	11:34:30.247	<b>58.732</b>	<b>93.9</b>	19.238	22.259	<b>17.235</b>
5	11:35:29.518	<b>59.271</b>	92.7	19.287	22.636	17.348
6	11:36:27.643	<b>58.125</b>	92.8	<b>18.866</b>	<b>21.990</b>	17.269
7	11:37:32.841	<b>1:05.198</b>	36.3	19.469	23.815	21.914
8	11:39:57.166	<b>2:24.325</b>	92.3	1:44.393	22.439	17.493

Lap	Time of Day	Lap Tm	SFSpd	S1	S2	S3
(52) Stewart BLACK						
1	11:31:10.423		93.5		23.445	18.111
2	11:32:11.107	<b>1:00.684</b>	92.4	19.486	23.711	17.487
3	11:33:11.134	<b>1:00.027</b>	92.8	19.594	22.755	17.678
4	11:34:12.714	<b>1:01.580</b>	<b>93.6</b>	20.041	23.166	18.373
5	11:35:13.027	<b>1:00.313</b>	91.3	19.327	23.626	<b>17.360</b>
6	11:36:11.777	<b>58.750</b>	90.4	19.016	<b>22.283</b>	17.451
7	11:37:10.933	<b>59.156</b>	91.1	19.067	22.587	17.502
8	11:38:10.325	<b>59.392</b>	92.7	19.113	22.697	17.582
9	11:39:09.756	<b>59.431</b>	91.3	19.386	22.380	17.665
10	11:40:10.107	<b>1:00.351</b>	83.9	<b>18.956</b>	22.485	18.910

Lap	Time of Day	Lap Tm	SFSpd	S1	S2	S3
(85) Mark BEATY						
1	11:31:11.049		92.1		23.359	18.466
2	11:32:11.908	<b>1:00.859</b>	91.1	19.518	23.495	17.846
3	11:33:11.701	<b>59.793</b>	91.8	19.455	22.444	17.894
4	11:34:13.126	<b>1:01.425</b>	<b>92.8</b>	19.705	23.063	18.657
5	11:35:13.824	<b>1:00.698</b>	92.1	19.510	23.533	<b>17.655</b>
6	11:36:13.530	<b>59.706</b>	90.7	19.391	22.507	17.808
7	11:37:12.739	<b>59.209</b>	91.4	<b>19.188</b>	<b>22.340</b>	17.681
8	11:38:12.513	<b>59.774</b>	91.1	19.210	22.731	17.833
9	11:39:12.839	<b>1:00.326</b>	92.1	19.782	22.669	17.875
10	11:40:12.650	<b>59.811</b>	90.7	19.352	22.746	17.713

Lap	Time of Day	Lap Tm	SFSpd	S1	S2	S3
(24) Matthew PAPE						
1	11:31:09.288		<b>93.1</b>		24.686	18.665
2	11:32:10.340	<b>1:01.052</b>	91.4	19.672	23.459	17.921
3	11:33:11.096	<b>1:00.756</b>	90.4	19.979	23.067	<b>17.710</b>
4	11:34:13.517	<b>1:02.421</b>	93.1	20.635	23.062	18.724
5	11:35:14.390	<b>1:00.873</b>	91.8	19.877	22.911	18.085
6	11:36:14.328	<b>59.938</b>	91.1	19.414	22.785	17.739
7	11:37:14.015	<b>59.687</b>	90.6	19.267	22.655	17.765
8	11:38:13.346	<b>59.331</b>	92.4	<b>19.094</b>	<b>22.504</b>	17.733
9	11:39:14.617	<b>1:01.271</b>	90.6	19.780	23.605	17.886
10	11:40:14.760	<b>1:00.143</b>	89.6	19.436	22.896	17.811

Lap	Time of Day	Lap Tm	SFSpd	S1	S2	S3
(95) Maxim POPELYUSHKO						
1	11:31:01.178		90.4		23.528	18.799
2	11:32:05.813	<b>1:04.635</b>	90.9	20.177	26.253	18.205
3	11:33:07.250	<b>1:01.437</b>	90.6	19.872	23.680	17.885
4	11:34:11.803	<b>1:04.553</b>	90.7	21.489	25.256	17.808
5	11:35:13.456	<b>1:01.653</b>	92.3	19.834	23.946	17.873
6	11:36:12.807	<b>59.351</b>	91.1	<b>19.125</b>	<b>22.694</b>	<b>17.532</b>
7	11:37:12.393	<b>59.586</b>	90.8		17.959	17.959
8	11:38:12.636	<b>1:00.243</b>	<b>92.8</b>		18.068	18.068
9	11:39:17.237	<b>1:04.601</b>	90.4	21.095	25.138	18.368
10	11:40:18.304	<b>1:01.067</b>	90.6	20.378	22.758	17.931

Lap	Time of Day	Lap Tm	SFSpd	S1	S2	S3
(8) Steve WHITELEGG						
1	11:31:26.384		<b>92.4</b>		24.488	18.388
2	11:32:28.947	<b>1:02.563</b>	90.6	19.899	24.776	17.888
3	11:33:29.297	<b>1:00.350</b>	90.9	19.761	22.775	17.814
4	11:34:29.499	<b>1:00.202</b>	91.9	19.628	22.911	17.663
5	11:35:30.603	<b>1:01.104</b>	91.6	19.569	23.698	17.837
6	11:36:30.111	<b>59.508</b>	90.2	19.166	22.774	<b>17.568</b>

Lap	Time of Day	Lap Tm	SFSpd	S1	S2	S3
7	11:37:30.222	<b>1:00.111</b>	90.3	19.389	22.756	17.966
8	11:38:30.992	<b>1:00.770</b>	89.8	20.347	<b>22.745</b>	17.678
9	11:39:31.434	<b>1:00.442</b>	90.2	19.210	23.510	17.722
10	11:40:31.096	<b>59.662</b>	90.0	<b>19.124</b>	22.911	17.627

Lap	Time of Day	Lap Tm	SFSpd	S1	S2	S3
(22) Chris DEWEY						
1	11:31:25.412		92.4		24.274	18.366
2	11:32:25.372	<b>59.960</b>	89.6	19.668	22.425	17.867
3	11:33:25.204	<b>59.832</b>	90.7	19.436	<b>22.387</b>	18.009
4	11:34:25.313	<b>1:00.109</b>	89.6	19.637	22.413	18.059
5	11:35:24.854	<b>59.541</b>	90.3	<b>19.320</b>	22.470	<b>17.751</b>
6	11:36:25.127	<b>1:00.273</b>	91.4	19.499	22.648	18.126
7	11:37:26.333	<b>1:01.206</b>	<b>92.6</b>	20.255	23.041	17.910
8	11:38:26.597	<b>1:00.264</b>	89.7	19.741	22.647	17.876
9	11:39:26.910	<b>1:20.313</b>	33.4	23.692	30.526	26.095

Lap	Time of Day	Lap Tm	SFSpd	S1	S2	S3
(37) Ivor GREENWOOD						
1	11:31:18.715		<b>92.6</b>		25.052	18.778
2	11:32:20.605	<b>1:01.890</b>	91.6	20.304	23.534	18.052
3	11:33:20.640	<b>1:00.035</b>	90.6	<b>19.540</b>	<b>22.429</b>	18.066
4	11:34:22.416	<b>1:01.776</b>	90.0	20.083	23.297	18.396
5	11:35:23.032	<b>1:00.616</b>	92.1	19.849	22.883	17.884
6	11:36:24.382	<b>1:01.350</b>	90.2	19.786	22.842	18.722
7	11:37:26.246	<b>1:01.864</b>	91.2	20.765	22.982	18.117
8	11:38:26.856	<b>1:00.610</b>	92.2	20.063	22.915	<b>17.632</b>
9	11:39:32.940	<b>1:06.084</b>	89.6	22.094	25.909	18.081
10	11:40:38.524	<b>1:05.584</b>	19.0	19.716	23.040	22.828

Lap	Time of Day	Lap Tm	SFSpd	S1	S2	S3
(72) Glenn BURTENSHAW						
1	11:31:10.047		90.8		24.020	18.688
2	11:32:12.169	<b>1:02.122</b>	90.7	20.262	23.578	18.282
3	11:33:12.210	<b>1:00.041</b>	<b>91.2</b>	19.559	<b>22.726</b>	<b>17.756</b>
4	11:34:14.046	<b>1:01.836</b>	<b>92.2</b>	20.385	22.926	18.525
5	11:35:15.706	<b>1:01.660</b>	89.8	20.302	23.440	17.918
6	11:36:16.425	<b>1:00.719</b>	89.7	19.595	23.199	17.925
7	11:37:16.976	<b>1:00.551</b>	88.6	19.519	23.027	18.005
8	11:38:17.262	<b>1:00.286</b>	89.2	<b>19.472</b>	22.842	17.972
9	11:39:17.561	<b>1:00.299</b>	91.8	19.554	22.819	17.926
10	11:40:18.777	<b>1:01.216</b>	81.9	19.588	23.005	18.623

Lap	Time of Day	Lap Tm	SFSpd	S1	S2	S3
(43) Jonty NORMAN						
1	11:31:26.086		91.4		24.693	18.335
2	11:32:27.953	<b>1:01.867</b>	90.8	19.916	24.139	17.812
3	11:33:28.773	<b>1:00.820</b>	91.9	20.146	22.915	17.759
4	11:34:29.085	<b>1:00.312</b>	91.8	19.739	22.964	17.609
5	11:35:30.102	<b>1:01.017</b>	91.9	19.676	23.466	17.875
6	11:36:30.197	<b>1:00.095</b>	<b>92.3</b>	<b>19.317</b>	22.874	17.904
7	11:37:30.684	<b>1:00.487</b>	90.4	19.779	<b>22.626</b>	18.082
8	11:38:33.520	<b>1:02.836</b>	90.7	20.622	24.153	18.061
9	11:39:33.627	<b>1:00.107</b>	91.9	19.453	23.184	<b>17.470</b>
10	11:41:16.723	<b>1:43.096</b>	26.1	20.877	53.671	28.548

Lap	Time of Day	Lap Tm	SFSpd	S1	S2	S3
(9) Colin ATKINSON						
1	11:31:06.493		89.4		23.692	18.259
2	11:32:09.270	<b>1:02.777</b>	90.6	20.111	24.448	18.218
3	11:33:11.779	<b>1:02.509</b>	90.9	20.644	23.265	18.600
4	11:34:14.367	<b>1:02.588</b>	<b>92.8</b>	20.471	22.981	19.136
5	11:35:16.352	<b>1:01.985</b>	90.6	20.522	23.474	17.989
6	11:36:16.760	<b>1:00.408</b>	91.2	19.645	22.840	17.923
7	11:37:17.771	<b>1:01.011</b>	89.7	19.905	22.603	18.503
8	11:38:18.165	<b>1:00.394</b>	90.8	19.897	22.633	<b>17.864</b>
9	11:39:18.389	<b>1:00.224</b>	91.3	<b>19.626</b>	<b>22.556</b>	18.042
10	11:40:19.266	<b>1:00.877</b>	90.2	19.968	22.697	18.212

Lap	Time of Day	Lap Tm
-----	-------------	--------

# KMSC/SMRC - Best of Scottish Motorsport

## Scottish Legends Cars Championship

Knockhill 1.267 miles

### Familiarisation 1 - Q1

20/04/2024 11:30

### Practice (10:00 Time) started at 11:29:48

Lap	Time of Day	Lap Tm	SFSpd	S1	S2	S3
2	11:31:57.268	<b>1:03.060</b>	88.2	20.192	24.064	18.804
3	11:32:58.734	<b>1:01.466</b>	90.2	20.262	23.035	18.169
4	11:34:00.208	<b>1:01.474</b>	89.2	19.878	22.931	18.665
5	11:35:00.606	<b>1:00.398</b>	<b>91.2</b>	19.901	22.906	<b>17.591</b>
6	11:36:01.447	<b>1:00.841</b>	90.7	19.708	22.831	18.302
7	11:37:03.329	<b>1:01.882</b>	90.4	19.960	23.765	18.157
8	11:38:04.673	<b>1:01.344</b>	89.8	20.338	22.847	18.159
9	11:39:05.640	<b>1:00.967</b>	90.3	19.506		
10	11:40:05.911	<b>1:00.271</b>	86.7	<b>19.475</b>	<b>22.826</b>	17.970

(17) Billy WAIT

1	11:31:18.554		89.7		24.800	18.475
2	11:32:21.032	<b>1:02.478</b>	<b>91.9</b>	20.776	23.620	18.082
3	11:33:21.382	<b>1:00.350</b>	91.1	<b>19.367</b>	22.981	<b>18.002</b>
4	11:34:22.255	<b>1:00.873</b>	90.2	19.649	23.063	18.161
5	11:35:22.833	<b>1:00.578</b>	89.6	19.598	<b>22.719</b>	18.261
6	11:36:23.931	<b>1:01.098</b>	88.1	19.371	23.153	18.574
7	11:37:26.401	<b>1:02.470</b>	78.2	20.907	22.927	18.636
8	11:38:48.758	<b>1:22.357</b>	82.0	26.456	34.013	21.888
9	11:39:51.724	<b>1:02.966</b>	75.3	19.931	22.907	20.128

(48) Declan BURKE

1	11:31:40.581		<b>89.7</b>		24.524	20.645
2	11:32:43.036	<b>1:02.455</b>	89.5	20.163	24.230	18.062
3	11:33:43.904	<b>1:00.868</b>	89.4	<b>19.459</b>	<b>23.560</b>	<b>17.849</b>
4	11:35:05.071	<b>1:21.167</b>	25.1	22.247	29.496	29.424

(10) Ross HODGSON

1	11:31:43.475		<b>90.2</b>		24.562	18.370
2	11:32:48.065	<b>1:04.590</b>	88.8	20.598	25.863	18.129
3	11:33:48.986	<b>1:00.921</b>	89.5	19.978	<b>23.108</b>	17.835
4	11:34:49.990	<b>1:01.004</b>	89.8	19.950	23.344	<b>17.710</b>
5	11:35:51.950	<b>1:01.960</b>	88.8	19.722	24.222	18.016
6	11:36:53.495	<b>1:01.545</b>	86.5	<b>19.689</b>	23.170	18.686
7	11:37:57.939	<b>1:04.444</b>	68.1	19.837	23.353	21.254
8	11:39:22.955	<b>1:25.016</b>	18.9	25.381	31.932	27.703

(333) William READ

1	11:31:00.889		88.8		24.405	18.547
2	11:32:05.264	<b>1:04.375</b>	89.6	20.126	25.897	18.352
3	11:33:07.532	<b>1:02.268</b>	90.0	20.123	23.808	18.337
4	11:34:12.692	<b>1:05.160</b>	90.3	21.504	25.205	18.451
5	11:35:17.106	<b>1:04.414</b>	89.6	21.311	24.081	19.022
6	11:36:18.100	<b>1:00.994</b>	<b>90.7</b>	19.808	<b>23.336</b>	<b>17.850</b>
7	11:37:19.411	<b>1:01.311</b>	89.1	<b>19.792</b>	23.411	18.108
8	11:38:21.085	<b>1:01.674</b>	89.5	19.880	23.699	18.095
9	11:39:23.437	<b>1:02.352</b>	89.5	20.136	23.850	18.366
10	11:40:24.723	<b>1:01.286</b>	90.3	19.900	23.383	18.003

(4) Christopher WALLACE

1	11:31:25.446		85.4		26.980	20.698
2	11:32:32.448	<b>1:07.002</b>	<b>90.1</b>	22.797	25.305	18.900
3	11:33:37.501	<b>1:05.053</b>	88.4	21.123	25.205	18.725
4	11:34:40.030	<b>1:02.529</b>	88.3	<b>20.506</b>	23.499	<b>18.524</b>
5	11:35:44.219	<b>1:04.189</b>	87.8	20.747	24.362	19.080
6	11:36:48.604	<b>1:04.385</b>	84.0	20.631	24.345	19.409
7	11:37:53.536	<b>1:04.932</b>	82.2	20.847	24.708	19.377
8	11:38:57.423	<b>1:03.887</b>	87.4	20.974	24.144	18.769
9	11:40:03.267	<b>1:05.844</b>	34.2	21.091	<b>23.432</b>	21.321

(15) Elby CLARK

1	11:31:23.295		<b>92.7</b>		26.007	<b>18.116</b>
2	11:32:25.946	<b>1:02.651</b>	90.1	<b>20.248</b>	23.834	18.569
3	11:33:28.886	<b>1:02.940</b>	85.3	20.534	<b>23.552</b>	18.854
4	11:34:38.242	<b>1:09.356</b>	28.6	21.121	24.305	23.930

Lap	Time of Day	Lap Tm	SFSpd	S1	S2	S3
(55) Stuart McANDREW						
1	11:31:45.419		86.7		27.233	20.427
2	11:32:49.683	<b>1:04.264</b>	<b>92.4</b>	20.476	25.154	18.634
3	11:33:53.548	<b>1:03.865</b>	90.9	21.126	23.657	19.082
4	11:34:57.868	<b>1:04.320</b>	91.4	21.312	23.690	19.318
5	11:36:01.846	<b>1:03.978</b>	91.4	20.708	24.191	19.079
6	11:37:05.115	<b>1:03.269</b>	89.8	20.249	24.275	18.745
7	11:38:09.874	<b>1:04.759</b>	91.9	<b>20.215</b>	25.222	19.322
8	11:39:12.625	<b>1:02.751</b>	88.9	20.363	<b>23.518</b>	18.870
9	11:40:15.348	<b>1:02.723</b>	91.4	20.619	23.653	<b>18.451</b>

(6) Gary ATKINSON

1	11:31:04.910		88.8		24.544	18.444
2	11:32:09.001	<b>1:04.091</b>	88.6	20.486	25.279	18.326
3	11:33:14.828	<b>1:05.827</b>	<b>89.7</b>	23.183	24.168	18.476
4	11:34:17.787	<b>1:02.959</b>	88.9	20.659	<b>23.857</b>	18.443
5	11:35:20.552	<b>1:02.765</b>	89.5	20.402	23.913	18.450
6	11:36:24.365	<b>1:03.813</b>	88.9	20.373	24.253	19.187
7	11:37:31.793	<b>1:07.428</b>	88.9	21.822	25.521	20.085
8	11:38:35.119	<b>1:03.326</b>	89.5	20.906	24.185	<b>18.235</b>
9	11:39:37.887	<b>1:02.768</b>	88.9	20.313	24.022	18.433
10	11:40:43.608	<b>1:05.721</b>	88.6	<b>20.082</b>	27.261	18.378

(77) Michael WEDDELL

1	11:31:09.215		<b>88.6</b>		<b>23.837</b>	<b>18.543</b>
2	11:32:22.051	<b>1:12.836</b>	27.1	20.466	27.413	24.957
3	11:34:53.930	<b>2:31.879</b>	84.4	1:48.680	24.264	18.935
4	11:35:57.703	<b>1:03.773</b>	83.8	20.472	24.431	18.870
5	11:37:02.301	<b>1:04.598</b>	85.7	20.362	24.826	19.410
6	11:38:05.591	<b>1:03.290</b>	82.8	<b>20.348</b>	23.886	19.056
7	11:39:10.427	<b>1:04.836</b>	76.6	20.594	24.434	19.808
8	11:40:36.685	<b>1:26.258</b>	20.9	29.300	27.633	29.325

(78) David HEADEN

1	11:31:42.340					
2	11:32:49.359	<b>1:07.019</b>				
3	11:33:53.049	<b>1:03.690</b>				
4	11:34:57.302	<b>1:04.253</b>				
5	11:36:00.803	<b>1:03.501</b>				
6	11:37:05.511	<b>1:04.708</b>				
7	11:38:11.217	<b>1:05.706</b>				
8	11:39:25.158	<b>1:13.941</b>				

(127) Phil ROWLANDS

1	11:33:35.487		86.7		25.983	19.531
2	11:34:40.556	<b>1:05.069</b>	<b>87.0</b>	21.746	<b>24.066</b>	19.257
3	11:35:44.909	<b>1:04.353</b>	87.0	20.789	24.605	<b>18.959</b>
4	11:36:55.348	<b>1:10.439</b>	28.7	<b>20.374</b>		

(53) Stuart ROBERTSON

1	11:31:55.660					
2	11:33:04.126	<b>1:08.466</b>				
3	11:34:13.740	<b>1:09.614</b>				
4	11:35:18.998	<b>1:05.258</b>				
5	11:36:23.624	<b>1:04.626</b>				
6	11:37:28.905	<b>1:05.281</b>				
7	11:38:38.449	<b>1:09.544</b>				

(25) Graham MOORE

1	11:31:49.942		88.9		26.381	18.786
2	11:32:55.852	<b>1:05.910</b>	<b>89.1</b>	21.022	26.463	<b>18.425</b>
3	11:34:09.921	<b>1:14.069</b>	86.4	27.004	27.330	19.735
4	11:35:17.411	<b>1:07.490</b>	86.9	21.434	26.656	19.400
5	11:36:25.452	<b>1:08.041</b>	84.5	21.148	25.222	21.671
6	11:37:31.739	<b>1:06.287</b>	88.2	21.126	25.589	19.572
7	11:38:36.717	<b>1:04.978</b>	87.3	21.275	24.766	18.937

Clerk of the Course

Orbits

Sig : Time :  
Chief Timekeeper - Ian Sharp (SMART Timing)

Results available at [www.smart-timing.co.uk](http://www.smart-timing.co.uk) and [www.speedhive.com](http://www.speedhive.com)

Printed: 20/04/2024 11:43:21



# KMSC/SMRC - Best of Scottish Motorsport

Scottish Legends Cars Championship

Knockhill 1.267 miles

Familiarisation 1 - Q1

20/04/2024 11:30

Practice (10:00 Time) started at 11:29:48



Lap	Time of Day	Lap Tm	SFSpd	S1	S2	S3
8	11:39:41.495	<b>1:04.778</b>	85.6	<b>20.817</b>	<b>24.727</b>	19.234
9	11:41:07.701	<b>1:26.206</b>	27.3	21.625	29.184	35.397
<b>(66) Alastair CALDERWOOD</b>						
1	11:31:22.920		83.5		28.322	21.335
2	11:32:30.952	<b>1:08.032</b>	<b>87.5</b>	22.629	25.707	19.696
3	11:33:38.416	<b>1:07.464</b>	87.5	21.685	25.815	19.964
4	11:34:45.979	<b>1:07.563</b>	82.5	21.920	25.813	19.830
5	11:35:54.868	<b>1:08.889</b>	83.8	<b>21.582</b>	26.356	20.951
6	11:37:02.128	<b>1:07.260</b>	84.7	21.847	25.766	19.647
7	11:38:09.816	<b>1:07.688</b>	84.8	22.955	25.144	<b>19.589</b>
8	11:39:19.196	<b>1:09.380</b>	80.9	23.025	25.444	20.911
9	11:40:32.038	<b>1:12.842</b>	32.1	22.400	<b>25.033</b>	25.409
<b>(46) Brent BOWIE</b>						
1	11:31:34.104		58.9		31.185	25.980
2	11:32:59.690	<b>1:25.586</b>	63.0	27.707	33.774	24.105
3	11:34:26.727	<b>1:27.037</b>	63.7	27.851	32.786	26.400
4	11:35:43.970	<b>1:17.243</b>	58.7	26.219	27.938	23.086
5	11:37:04.116	<b>1:20.146</b>	<b>69.7</b>	25.453	31.174	23.519
6	11:38:16.428	<b>1:12.312</b>	66.1	<b>23.437</b>	<b>27.266</b>	<b>21.609</b>
7	11:39:32.595	<b>1:16.167</b>	63.0	24.579	28.406	23.182
8	11:41:00.870	<b>1:28.275</b>	29.5	24.394	34.243	29.638
<b>(27) Grant HUNTER</b>						
1	11:31:52.409		17.8		<b>36.608</b>	<b>36.930</b>

Clerk of the Course

Orbits

Sig : Time :  
 Chief Timekeeper - Ian Sharp (SMART Timing)  
 Results available at [www.smart-timing.co.uk](http://www.smart-timing.co.uk) and [www.speedhive.com](http://www.speedhive.com)



**KMSC/SMRC - Best of Scottish Motorsport****Sorted on Laps**

Scottish Legends Cars Championship

Knockhill 1.267 miles

Race 1 - Heat 1a

20/04/2024 12:40

Race (10 Laps) started at 12:48:57

Pos	No.	Name	Make/Model	CC	Class	Laps	Total Tm	Diff	Best Tm	In Lap	2nd Best
1	14	Daniel CLARK	Legend Coupe	890	L	10	12:51.277		58.360	9	58.688
2	52	Stewart BLACK	Legend Coupe	1250	L	10	12:54.547	3.270	58.347	7	58.796
3	8	Steve WHITELEGG	Legend Coupe	1250	L T	10	12:58.067	6.790	59.139	9	59.270
4	15	Elby CLARK	Legend Coupe	890	L	10	12:59.776	8.499	59.441	10	59.846
5	95	Maxim POPELYUSHKO	Legend Coupe	850	L	10	13:00.664	9.387	59.872	10	1:00.135
6	26	Scott HYNDS	Legend Coupe	1250	L	10	13:02.495	11.218	1:00.060	8	1:00.158
7	24	Matthew PAPE	Legend Coupe	1250	L	10	13:02.606	11.329	59.130	10	59.441
8	43	Jonty NORMAN	Legend Sedan	1250	L	10	13:08.408	17.131	1:00.020	8	1:00.156
9	72	Glenn BURTENSCHAW	Legend Sedan	1250	L	10	13:08.999	17.722	1:00.697	8	1:00.729
10	46	Brent BOWIE	Legend Coupe	1250	L	10	13:09.165	17.888	1:00.507	10	1:00.967
11	9	Colin ATKINSON	Legend Coupe	899	L	10	13:09.979	18.702	1:00.410	9	1:00.599
12	22	Chris DEWEY	Legend Coupe	1250	L	10	13:09.999	18.722	1:00.216	6	1:00.827
13	10	Ross HODGSON	Legend Coupe	1300	L	10	13:10.714	19.437	1:00.312	6	1:00.386
14	17	Billy WAIT	Legend Coupe	1250	L	10	13:13.441	22.164	1:00.884	8	1:01.125
15	333	William READ	Legend Coupe	890	L	10	13:16.246	24.969	1:01.537	7	1:01.581
16	55	Stuart McANDREW	Legend Coupe	1250	L	10	13:16.821	25.544	1:01.102	8	1:01.158
17	48	Declan BURKE	Legend Coupe	1250	Gue	10	13:19.887	28.610	1:00.391	10	1:00.500
18	28	David ALLAN	Legend Coupe	890	L	10	13:21.603	30.326	1:00.316	10	1:00.380
19	27	Grant HUNTER	Legend Coupe	890	L R	10	13:21.992	30.715	59.974	10	1:00.390
20	6	Gary ATKINSON	Legend Sedan-Van	899	L R	10	13:24.021	32.744	1:01.714	10	1:02.247
21	53	Stuart ROBERTSON	Legend Coupe	850	L	10	13:34.769	43.492	1:02.968	9	1:03.130
22	4	Christopher WALLACE	Legend Coupe	1250	L R	10	13:35.062	43.785	1:03.300	5	1:03.742
23	78	David HEADEN	Legend Sedan	1250	L R	10	13:35.474	44.197	1:02.646	6	1:03.140
24	66	Alastair CALDERWOOD	Legend Sedan	1250	L	10	13:44.791	53.514	1:05.998	5	1:06.056
25	25	Graham MOORE	Legend Coupe	1250	L R	10	13:44.948	53.671	1:03.396	6	1:04.407

**Not classified**

DNF	85	Mark BEATY	Legend Coupe	1250	L	9	12:04.190	DNF	59.808	7	59.879
DNF	77	Michael WEDDELL	Legend Coupe	1250	L R	6	9:22.907	DNF	1:04.267	5	1:10.104
DNF	127	Phil ROWLANDS	Legend Coupe	1250	L R		7.282	DNF		0	
DNS	16	Chris LAPIT	Legend Sedan	1250	L			DNS		0	
DNS	37	Ivor GREENWOOD	Legend Coupe	1250	L			DNS		0	

**Announcements**

Race distance increased to 10 Laps - 2 Laps completed behind the Safety Car  
Car No.53 - Intermittent transponder signal - Please check before next Race

Margin of Victory	Avg. Speed	Best Lap Tm	Best Speed	Best Lap by
3.270	59.134	58.347	78.168	52 - Stewart BLACK

**Clerk of the Course**

Sig : Time :  
Chief Timekeeper - Ian Sharp (SMART Timing)

Results available at [www.smart-timing.co.uk](http://www.smart-timing.co.uk) and [www.speedhive.com](http://www.speedhive.com)

Printed: 20/04/2024 13:05:33

**Orbits**



# KMSC/SMRC - Best of Scottish Motorsport

## Scottish Legends Cars Championship

Knockhill 1.267 miles

### Race 1 - Heat 1a

20/04/2024 12:40

### Race (10 Laps) started at 12:48:57

Lap	Time of Day	Lap Tm	SFSpd	S1	S2	S3
(14) Daniel CLARK						
1	12:50:13.597	<b>1:14.126</b>	42.1	25.251	23.815	25.060
2	12:52:02.664	<b>1:49.067</b>	44.0	37.393	40.167	31.507
3	12:54:24.321	<b>2:21.657</b>	55.0	48.642	1:01.335	31.680
4	12:55:55.705	<b>1:31.384</b>	91.9	32.561	35.080	23.743
5	12:56:54.645	<b>58.940</b>	<b>93.9</b>	19.078	22.295	17.567
6	12:57:53.704	<b>59.059</b>	92.4	19.298	22.270	17.491
7	12:58:52.764	<b>59.060</b>	92.3	19.118	22.479	17.463
8	12:59:51.566	<b>58.802</b>	92.4	19.101	22.390	<b>17.311</b>
9	13:00:49.926	<b>58.360</b>	92.7	<b>18.989</b>	<b>21.946</b>	17.425
10	13:01:48.614	<b>58.688</b>	92.3	19.112	22.146	17.430

(52) Stewart BLACK						
1	12:50:19.514	<b>1:17.207</b>	32.9	23.179	25.197	28.831
2	12:52:08.388	<b>1:48.874</b>	47.8	37.240	40.160	31.474
3	12:54:31.353	<b>2:22.965</b>	56.7	47.333	1:01.925	33.707
4	12:55:58.238	<b>1:26.885</b>	<b>94.5</b>	29.319	34.239	23.327
5	12:56:57.654	<b>59.416</b>	91.2	<b>18.953</b>	22.066	18.397
6	12:57:56.774	<b>59.120</b>	91.8	19.233	22.490	17.397
7	12:58:55.121	<b>58.347</b>	92.8	19.002	<b>21.957</b>	<b>17.388</b>
8	12:59:53.917	<b>58.796</b>	91.3	19.044	22.264	17.488
9	13:00:52.949	<b>59.032</b>	91.6	19.097	22.432	17.503
10	13:01:51.884	<b>58.935</b>	91.6	19.096	22.253	17.586

(8) Steve WHITELEGG						
1	12:50:15.085	<b>1:14.721</b>	39.0	24.542	24.088	26.091
2	12:52:04.605	<b>1:49.520</b>	41.9	37.495	40.354	31.671
3	12:54:26.368	<b>2:21.763</b>	49.7	48.051	1:01.648	32.064
4	12:55:56.574	<b>1:30.206</b>	91.4	31.954	34.782	23.470
5	12:56:57.114	<b>1:00.540</b>	91.8	19.646	22.637	18.257
6	12:57:57.455	<b>1:00.341</b>	<b>92.2</b>	19.257	23.396	17.688
7	12:58:57.001	<b>59.546</b>	91.1	19.242	22.777	<b>17.527</b>
8	12:59:56.271	<b>59.270</b>	90.4	19.089	22.559	17.622
9	13:00:55.410	<b>59.139</b>	90.2	<b>19.037</b>	<b>22.547</b>	17.555
10	13:01:55.404	<b>59.994</b>	90.1	19.343	23.034	17.617

(15) Elby CLARK						
1	12:50:14.280	<b>1:15.383</b>	42.6	25.860	24.116	25.407
2	12:52:03.718	<b>1:49.438</b>	43.0	37.366	40.239	31.833
3	12:54:25.450	<b>2:21.732</b>	55.7	48.241	1:01.392	32.099
4	12:55:56.050	<b>1:30.600</b>	91.7	32.232	34.660	23.708
5	12:56:56.678	<b>1:00.628</b>	92.3	19.830	22.642	18.156
6	12:57:57.662	<b>1:00.984</b>	<b>94.8</b>	19.516	23.514	17.954
7	12:58:57.680	<b>1:00.018</b>	94.8	19.602	22.775	17.641
8	12:59:57.826	<b>1:00.146</b>	93.3	19.444	22.743	17.959
9	13:00:57.672	<b>59.846</b>	92.6	19.835	22.538	<b>17.473</b>
10	13:01:57.113	<b>59.441</b>	90.6	<b>19.270</b>	<b>22.431</b>	17.740

(95) Maxim POPELYUSHKO						
1	12:50:12.547	<b>1:14.707</b>	43.9	26.679	23.321	24.707
2	12:52:00.727	<b>1:48.180</b>	46.0	37.240	40.193	30.747
3	12:54:22.723	<b>2:21.996</b>	49.8	49.438	1:01.091	31.467
4	12:55:55.572	<b>1:32.849</b>	90.1	33.269	35.360	24.220
5	12:56:56.229	<b>1:00.657</b>	91.3			17.902
6	12:57:56.960	<b>1:00.731</b>	<b>94.0</b>	19.819	23.092	17.820
7	12:58:57.518	<b>1:00.558</b>	92.4	19.529	23.188	17.841
8	12:59:57.653	<b>1:00.135</b>	90.7	<b>19.323</b>	<b>22.713</b>	18.099
9	13:00:58.129	<b>1:00.476</b>	91.3			18.077
10	13:01:58.001	<b>59.872</b>	91.4			<b>17.753</b>

(26) Scott HYNDS						
1	12:50:15.903	<b>1:15.574</b>	38.8	24.751	24.044	26.779
2	12:52:05.511	<b>1:49.608</b>	42.9	37.368	40.452	31.788
3	12:54:27.671	<b>2:22.160</b>	48.8	47.833	1:01.900	32.427
4	12:55:56.804	<b>1:29.133</b>	<b>92.8</b>	31.170	34.894	23.069

Lap	Time of Day	Lap Tm	SFSpd	S1	S2	S3
5	12:56:57.380	<b>1:00.576</b>	91.2	19.585	<b>22.523</b>	18.468
6	12:57:58.126	<b>1:00.746</b>	90.3	19.829	22.662	18.255
7	12:58:58.872	<b>1:00.746</b>	90.6	19.883	22.906	17.957
8	12:59:58.932	<b>1:00.060</b>	90.6	19.597	22.633	<b>17.830</b>
9	13:00:59.674	<b>1:00.742</b>	90.3	19.646	23.050	18.046
10	13:01:59.832	<b>1:00.158</b>	89.5	<b>19.423</b>	22.680	18.055

(24) Matthew PAPE						
1	12:50:21.150	<b>1:19.280</b>	29.1	24.651	24.801	29.828
2	12:52:11.709	<b>1:50.559</b>	47.0	38.142	39.967	32.450
3	12:54:33.212	<b>2:21.503</b>	50.6	45.600	1:03.389	32.514
4	12:55:59.382	<b>1:26.170</b>	92.3	28.976	33.921	23.273
5	12:57:00.854	<b>1:01.472</b>	92.6	19.432	23.689	18.351
6	12:58:01.304	<b>1:00.450</b>	<b>93.2</b>	19.562	22.668	18.220
7	12:59:01.744	<b>1:00.440</b>	91.3	20.085	22.681	17.674
8	13:00:01.372	<b>59.628</b>	91.1	19.235	22.679	17.714
9	13:01:00.813	<b>59.441</b>	91.4	<b>19.221</b>	22.596	17.624
10	13:01:59.943	<b>59.130</b>	92.4	19.240	<b>22.269</b>	<b>17.621</b>

(43) Jonty NORMAN						
1	12:50:23.122	<b>1:20.183</b>	24.1	24.410	25.477	30.296
2	12:52:14.661	<b>1:51.539</b>	49.6	39.187	41.162	31.190
3	12:54:37.027	<b>2:22.366</b>	49.3	46.117	1:03.432	32.817
4	12:56:01.497	<b>1:24.470</b>	91.8	27.725	33.946	22.799
5	12:57:02.137	<b>1:00.640</b>	92.2	19.791	22.956	17.893
6	12:58:02.789	<b>1:00.652</b>	<b>93.3</b>	19.943	22.818	17.891
7	12:59:04.072	<b>1:01.283</b>	92.8	20.181	23.137	17.965
8	13:00:04.092	<b>1:00.020</b>	93.1	<b>19.635</b>	<b>22.664</b>	17.721
9	13:01:04.248	<b>1:00.156</b>	91.1	19.666	22.780	<b>17.710</b>
10	13:02:05.745	<b>1:01.497</b>	90.8	20.447	23.125	17.925

(72) Glenn BURTENSHAW						
1	12:50:21.951	<b>1:19.560</b>	26.8	24.458	25.509	29.593
2	12:52:12.962	<b>1:51.011</b>	48.5	38.553	40.460	31.998
3	12:54:35.121	<b>2:22.159</b>	49.8	45.786	1:03.813	32.560
4	12:56:00.212	<b>1:25.091</b>	90.8	28.005	33.863	23.223
5	12:57:01.272	<b>1:01.060</b>	91.2	19.722	23.264	18.074
6	12:58:02.178	<b>1:00.906</b>	<b>92.7</b>	19.963	<b>22.935</b>	18.008
7	12:59:03.662	<b>1:01.484</b>	90.6	20.277	23.200	18.007
8	13:00:04.359	<b>1:00.697</b>	92.3	<b>19.523</b>	22.951	18.223
9	13:01:05.607	<b>1:01.248</b>	90.0	20.202	23.064	<b>17.982</b>
10	13:02:06.336	<b>1:00.729</b>	90.7	19.697	23.030	18.002

(46) Brent BOWIE						
1	12:50:18.618	<b>1:19.056</b>	32.3	25.577	25.603	27.876
2	12:52:07.442	<b>1:48.824</b>	46.4	37.275	39.742	31.807
3	12:54:30.239	<b>2:22.797</b>	53.7	47.430	1:01.840	33.527
4	12:55:58.197	<b>1:27.958</b>	90.2	29.821	34.497	23.640
5	12:57:00.606	<b>1:02.409</b>	89.0	19.674	24.551	18.184
6	12:58:01.996	<b>1:01.390</b>	89.4	20.354	22.954	18.082
7	12:59:02.963	<b>1:00.967</b>	89.4	20.223	<b>22.909</b>	<b>17.835</b>
8	13:00:04.025	<b>1:01.062</b>	89.4	<b>19.554</b>	23.512	17.996
9	13:01:05.995	<b>1:01.970</b>	90.6	20.803	23.215	17.952
10	13:02:06.502	<b>1:00.507</b>	<b>90.8</b>	19.677	22.929	17.901

(9) Colin ATKINSON						
1	12:50:22.346	<b>1:19.051</b>	25.6	23.870	25.341	29.840
2	12:52:13.796	<b>1:51.450</b>	48.3	38.878	40.870	31.702
3	12:54:36.230	<b>2:22.434</b>	47.1	45.873	1:03.864	32.697
4	12:56:00.984	<b>1:24.754</b>	91.1	27.715	34.017	23.022
5	12:57:01.865	<b>1:00.881</b>	91.3	19.767	22.945	18.169
6	12:58:02.698	<b>1:00.833</b>	91.4	19.763	22.815	18.255
7	12:59:05.156	<b>1:02.458</b>	89.6	20.415	23.177	18.866
8	13:00:05.755	<b>1:00.599</b>	90.9	20.251	<b>22.489</b>	<b>17.859</b>
9	13:01:06.165	<b>1:00.410</b>	<b>93.3</b>	<b>19.743</b>	22.714	17.953
10	13:02:07.316	<b>1:01.151</b>	89.6	20.192	22.796	18.163

Clerk of the Course

Orbits

 Sig : Time :  
 Chief Timekeeper - Ian Sharp (SMART Timing)

 Results available at [www.smart-timing.co.uk](http://www.smart-timing.co.uk) and [www.speedhive.com](http://www.speedhive.com)

Printed: 20/04/2024 13:05:50





# KMSC/SMRC - Best of Scottish Motorsport

## Scottish Legends Cars Championship

Knockhill 1.267 miles

### Race 1 - Heat 1a

20/04/2024 12:40

### Race (10 Laps) started at 12:48:57

Lap	Time of Day	Lap Tm	SFSpd	S1	S2	S3
<b>(22) Chris DEWEY</b>						
1	12:50:20.148	<b>1:18.842</b>	30.1	24.450	25.139	29.253
2	12:52:09.419	<b>1:49.271</b>	46.9	37.775	40.409	31.087
3	12:54:32.289	<b>2:22.870</b>	56.3	47.012	1:02.710	33.148
4	12:55:58.679	<b>1:26.390</b>	92.9	29.315	33.635	23.440
5	12:57:00.615	<b>1:01.936</b>	91.8	19.533	24.123	18.280
6	12:58:00.831	<b>1:00.216</b>	87.4	<b>19.433</b>	22.900	<b>17.883</b>
7	12:59:04.195	<b>1:03.364</b>	<b>94.1</b>	21.774	23.319	18.271
8	13:00:05.022	<b>1:00.827</b>	90.2	19.759	<b>22.614</b>	18.454
9	13:01:06.374	<b>1:01.352</b>	92.3	19.982	23.142	18.228
10	13:02:07.336	<b>1:00.962</b>	90.8	20.145	22.712	18.105

<b>(10) Ross HODGSON</b>						
1	12:50:25.164	<b>1:21.891</b>	27.5	24.907	25.349	31.635
2	12:52:17.277	<b>1:52.113</b>	47.8	39.398	41.645	31.070
3	12:54:39.953	<b>2:22.676</b>	46.4	46.680	1:03.836	32.160
4	12:56:03.763	<b>1:23.810</b>	88.5	27.380	33.329	23.101
5	12:57:04.434	<b>1:00.671</b>	<b>92.1</b>	19.897	22.982	17.792
6	12:58:04.746	<b>1:00.312</b>	90.0	19.588	23.047	<b>17.677</b>
7	12:59:05.132	<b>1:00.386</b>	90.2	<b>19.576</b>	22.919	17.891
8	13:00:06.050	<b>1:00.918</b>	91.4	19.797	23.061	18.060
9	13:01:06.640	<b>1:00.590</b>	91.2	19.644	<b>22.798</b>	18.148
10	13:02:08.051	<b>1:01.411</b>	90.3	20.070	23.178	18.163

<b>(17) Billy WAIT</b>						
1	12:50:17.483	<b>1:16.560</b>	32.9	24.355	24.178	28.027
2	12:52:06.772	<b>1:49.289</b>	48.4	37.198	40.126	31.965
3	12:54:29.071	<b>2:22.299</b>	62.1	47.356	1:02.155	32.788
4	12:55:57.422	<b>1:28.351</b>	91.3	30.653	34.550	23.148
5	12:56:59.878	<b>1:02.456</b>	89.1	19.425	24.876	18.155
6	12:58:01.108	<b>1:01.230</b>	91.6	19.528	23.591	18.111
7	12:59:02.366	<b>1:01.258</b>	91.4	20.556	<b>22.561</b>	18.141
8	13:00:03.250	<b>1:00.884</b>	89.6	<b>19.319</b>	23.515	<b>18.050</b>
9	13:01:04.375	<b>1:01.125</b>	<b>92.6</b>	19.657	23.399	18.069
10	13:02:10.778	<b>1:06.403</b>	77.9	23.886	24.148	18.369

<b>(333) William READ</b>						
1	12:50:23.700	<b>1:22.450</b>	25.4	25.697	26.049	30.704
2	12:52:15.543	<b>1:51.843</b>	51.6	39.562	41.096	31.185
3	12:54:37.760	<b>2:22.217</b>	50.9	45.976	1:03.318	32.923
4	12:56:02.163	<b>1:24.403</b>	89.7	27.679	33.748	22.976
5	12:57:04.184	<b>1:02.021</b>	88.6	20.110	23.523	18.388
6	12:58:06.869	<b>1:02.685</b>	88.9	20.614	23.676	18.395
7	12:59:08.406	<b>1:01.537</b>	88.9	19.746	<b>23.366</b>	18.425
8	13:00:09.987	<b>1:01.581</b>	<b>90.4</b>	19.750	23.759	<b>18.072</b>
9	13:01:11.631	<b>1:01.644</b>	88.4	<b>19.743</b>	23.734	18.167
10	13:02:13.583	<b>1:01.952</b>	88.4	19.801	23.676	18.475

<b>(55) Stuart McANDREW</b>						
1	12:50:26.023	<b>1:25.053</b>	28.5	25.646	26.124	33.283
2	12:52:18.310	<b>1:52.287</b>	47.2	39.302	41.748	31.237
3	12:54:40.980	<b>2:22.670</b>	43.3	47.335	1:03.429	31.906
4	12:56:04.111	<b>1:23.131</b>	90.7	28.102	33.263	21.766
5	12:57:06.508	<b>1:02.397</b>	<b>91.1</b>	20.551	23.475	18.371
6	12:58:08.711	<b>1:02.203</b>	90.8	19.916	23.635	18.652
7	12:59:09.869	<b>1:01.158</b>	90.8	19.798	<b>23.122</b>	<b>18.238</b>
8	13:00:10.971	<b>1:01.102</b>	90.6	19.658	23.168	18.276
9	13:01:12.254	<b>1:01.283</b>	90.3	<b>19.600</b>	23.315	18.368
10	13:02:14.158	<b>1:01.904</b>	90.6	19.926	23.367	18.611

<b>(48) Declan BURKE</b>						
1	12:50:34.172	<b>1:29.288</b>	29.0	24.248	28.013	37.027
2	12:52:25.385	<b>1:51.213</b>	38.2	37.475	42.718	31.020
3	12:54:48.085	<b>2:22.700</b>	49.1	47.603	1:03.522	31.575
4	12:56:09.553	<b>1:21.468</b>	<b>91.1</b>	29.293	30.769	21.406

Lap	Time of Day	Lap Tm	SFSpd	S1	S2	S3
5	12:57:12.649	<b>1:03.096</b>	90.7	20.624	24.391	18.081
6	12:58:14.553	<b>1:01.904</b>	90.2	19.758	24.109	18.037
7	12:59:15.053	<b>1:00.500</b>	90.2	19.545	23.157	17.798
8	13:00:16.291	<b>1:01.238</b>	89.4	<b>19.282</b>	24.058	17.898
9	13:01:16.833	<b>1:00.542</b>	89.6	19.546	<b>23.132</b>	17.864
10	13:02:17.224	<b>1:00.391</b>	89.7	19.408	23.234	<b>17.749</b>

<b>(28) David ALLAN</b>						
1	12:50:36.097	<b>1:37.785</b>	29.6			37.088
2	12:52:27.231	<b>1:51.134</b>	38.8	36.960	42.983	31.191
3	12:54:50.542	<b>2:23.311</b>	46.0	48.273	1:04.146	30.892
4	12:56:11.923	<b>1:21.381</b>	91.6	29.452	29.600	22.329
5	12:57:13.641	<b>1:01.718</b>	94.0	19.832	23.439	18.447
6	12:58:15.785	<b>1:02.144</b>	<b>94.5</b>	19.889	23.801	18.454
7	12:59:17.471	<b>1:01.686</b>	91.3	19.920	23.371	18.395
8	13:00:17.851	<b>1:00.380</b>	92.2	19.594	22.801	17.985
9	13:01:18.824	<b>1:00.773</b>	91.4	<b>19.517</b>	23.293	<b>17.963</b>
10	13:02:18.940	<b>1:00.316</b>	91.6	19.534	<b>22.690</b>	18.092

<b>(27) Grant HUNTER</b>						
1	12:50:30.393	<b>1:26.428</b>	26.6	25.010	26.812	34.606
2	12:52:22.450	<b>1:52.057</b>	44.0	38.376	42.110	31.571
3	12:54:44.877	<b>2:22.427</b>	50.2	47.105	1:03.183	32.139
4	12:56:07.584	<b>1:22.707</b>	90.4	29.318	31.861	21.528
5	12:57:10.893	<b>1:03.309</b>	92.9	20.520	24.158	18.631
6	12:58:15.570	<b>1:04.677</b>	92.2	21.198	24.911	18.568
7	12:59:17.619	<b>1:02.049</b>	92.9	20.632	23.294	18.123
8	13:00:18.965	<b>1:01.346</b>	90.7	20.002	23.092	18.252
9	13:01:19.355	<b>1:00.390</b>	91.9	19.523	<b>22.709</b>	18.158
10	13:02:19.329	<b>59.974</b>	<b>93.1</b>	<b>19.396</b>	22.757	<b>17.821</b>

<b>(6) Gary ATKINSON</b>						
1	12:50:27.154	<b>1:24.262</b>	28.2	25.031	25.514	33.717
2	12:52:19.533	<b>1:52.379</b>	49.5	39.444	41.439	31.496
3	12:54:42.433	<b>2:22.900</b>	45.3	47.498	1:03.260	32.142
4	12:56:05.380	<b>1:22.947</b>	89.0	27.825	33.446	21.676
5	12:57:09.014	<b>1:03.634</b>	88.8	20.844	24.328	18.462
6	12:58:11.651	<b>1:02.637</b>	89.7	20.276	24.107	18.254
7	12:59:13.898	<b>1:02.247</b>	89.4	20.012	24.122	<b>18.113</b>
8	13:00:17.009	<b>1:03.111</b>	89.6	20.158	24.709	18.244
9	13:01:19.644	<b>1:02.635</b>	<b>90.2</b>	20.016	24.050	18.569
10	13:02:21.358	<b>1:01.714</b>	89.1	<b>19.967</b>	<b>23.527</b>	18.220

<b>(53) Stuart ROBERTSON</b>						
1	12:50:31.929	<b>1:25.920</b>		24.153		
2	12:52:23.755	<b>1:51.826</b>				
3	12:54:45.882	<b>2:22.127</b>				
4	12:56:09.001	<b>1:23.119</b>				
5	12:57:12.856	<b>1:03.855</b>				
6	12:58:16.839	<b>1:03.983</b>				
7	12:59:20.709	<b>1:03.870</b>				
8	13:00:26.008	<b>1:05.299</b>		22.159		
9	13:01:28.976	<b>1:02.968</b>		<b>20.319</b>		
10	13:02:32.106	<b>1:03.130</b>		20.798		

<b>(4) Christopher WALLACE</b>						
1	12:50:29.390	<b>1:25.697</b>	25.0	24.415	27.302	33.980
2	12:52:21.742	<b>1:52.352</b>	45.7	38.620	42.228	31.504
3	12:54:44.293	<b>2:22.551</b>	49.8	46.573	1:03.422	32.556
4	12:56:07.292	<b>1:22.999</b>	88.9	27.990	32.600	22.409
5	12:57:10.592	<b>1:03.300</b>	<b>90.2</b>	<b>20.529</b>	24.059	<b>18.712</b>
6	12:58:15.155	<b>1:04.563</b>	89.4	21.043	24.777	18.743
7	12:59:20.616	<b>1:05.461</b>	89.0	22.192	24.326	18.943
8	13:00:24.799	<b>1:04.183</b>	87.7	21.381	<b>23.872</b>	18.930
9	13:01:28.541	<b>1:03.742</b>	87.5	20.588	24.158	18.996
10	13:02:32.399	<b>1:03.858</b>	89.6	20.947	23.945	18.966

Clerk of the Course

Sig : Time :  
Chief Timekeeper - Ian Sharp (SMART Timing)

Results available at [www.smart-timing.co.uk](http://www.smart-timing.co.uk) and [www.speedhive.com](http://www.speedhive.com)

Printed: 20/04/2024 13:05:50

Orbits



# KMSC/SMRC - Best of Scottish Motorsport

Scottish Legends Cars Championship

Knockhill 1.267 miles

Race 1 - Heat 1a

20/04/2024 12:40

Race (10 Laps) started at 12:48:57

Lap	Time of Day	Lap Tm	SFSpd	S1	S2	S3	Lap	Time of Day	Lap Tm	SFSpd	S1	S2	S3
<b>(78) David HEADEN</b>													
1	12:50:35.371	<b>1:30.290</b>	28.7	24.664	26.960	38.666							
2	12:52:26.460	<b>1:51.089</b>	38.7	37.192	42.711	31.186							
3	12:54:49.641	<b>2:23.181</b>	49.6	47.850	1:03.814	31.517							
4	12:56:11.672	<b>1:22.031</b>	87.6	29.433	30.339	22.259							
5	12:57:15.231	<b>1:03.559</b>	<b>89.1</b>	20.751	24.097	18.711							
6	12:58:17.877	<b>1:02.646</b>	88.5	<b>20.237</b>	<b>23.796</b>	18.613							
7	12:59:22.604	<b>1:04.727</b>	88.6	21.256	24.628	18.843							
8	13:00:26.349	<b>1:03.745</b>	89.1	20.669	24.496	<b>18.580</b>							
9	13:01:29.671	<b>1:03.322</b>	87.7	20.312	24.136	18.874							
10	13:02:32.811	<b>1:03.140</b>	88.8	20.514	23.966	18.660							
<b>(66) Alastair CALDERWOOD</b>													
1	12:50:24.279	<b>1:25.307</b>	28.0	27.383	26.270	31.654							
2	12:52:16.459	<b>1:52.180</b>	48.2	39.449	41.523	31.208							
3	12:54:39.363	<b>2:22.904</b>	47.3	46.165	1:04.299	32.440							
4	12:56:03.632	<b>1:24.269</b>	86.7	27.392	33.518	23.359							
5	12:57:09.630	<b>1:05.998</b>	<b>88.5</b>	22.200	25.029	<b>18.769</b>							
6	12:58:15.690	<b>1:06.060</b>	88.5	<b>21.221</b>	25.009	19.830							
7	12:59:22.804	<b>1:07.114</b>	81.2	22.651	<b>24.614</b>	19.849							
8	13:00:29.407	<b>1:06.603</b>	88.1	22.572	25.230	18.801							
9	13:01:36.072	<b>1:06.665</b>	86.6	21.450	25.884	19.331							
10	13:02:42.128	<b>1:06.056</b>	87.6	21.672	25.297	19.087							
<b>(25) Graham MOORE</b>													
1	12:50:33.172	<b>1:29.104</b>	28.0	24.678	27.818	36.608							
2	12:52:24.697	<b>1:51.525</b>	39.6	37.791	42.491	31.243							
3	12:54:46.619	<b>2:21.922</b>	45.9	47.538	1:03.078	31.306							
4	12:56:09.215	<b>1:22.596</b>	90.4	29.909	31.176	21.511							
5	12:57:13.622	<b>1:04.407</b>	88.0	20.784	24.962	18.661							
6	12:58:17.018	<b>1:03.396</b>	<b>90.9</b>	<b>20.530</b>	24.545	<b>18.321</b>							
7	12:59:22.789	<b>1:05.771</b>	89.6	21.827	<b>24.278</b>	19.666							
8	13:00:28.049	<b>1:05.260</b>	86.8	22.207	24.415	18.638							
9	13:01:37.434	<b>1:09.385</b>	87.3	24.158	26.324	18.903							
10	13:02:42.285	<b>1:04.851</b>	89.7	21.373	24.458	19.020							
<b>(85) Mark BEATY</b>													
1	12:50:11.614	<b>1:11.661</b>	46.9	24.429	22.859	24.373							
2	12:51:59.358	<b>1:47.744</b>	46.4	37.007	39.993	30.744							
3	12:54:20.992	<b>2:21.634</b>	51.9	49.277	1:01.211	31.146							
4	12:55:54.605	<b>1:33.613</b>	88.9	33.347	36.392	23.874							
5	12:56:54.484	<b>59.879</b>	89.8	19.378	<b>22.535</b>	17.966							
6	12:57:54.864	<b>1:00.380</b>	91.4	19.785	22.848	17.747							
7	12:58:54.672	<b>59.808</b>	91.1	19.407	22.610	17.791							
8	12:59:54.658	<b>59.986</b>	<b>91.6</b>	19.663	22.692	<b>17.631</b>							
9	13:01:01.527	<b>1:06.869</b>	35.9	<b>19.302</b>	23.012	24.555							
<b>(77) Michael WEDDELL</b>													
1	12:50:28.547	<b>1:23.280</b>	25.5	23.414	26.192	33.674							
2	12:52:20.735	<b>1:52.188</b>	46.2	38.677	42.141	31.370							
3	12:54:43.465	<b>2:22.730</b>	46.5	46.935	1:03.288	32.507							
4	12:56:05.873	<b>1:22.408</b>	84.3	27.462	33.238	21.708							
5	12:57:10.140	<b>1:04.267</b>	<b>84.8</b>	<b>20.588</b>	<b>24.858</b>	<b>18.821</b>							
6	12:58:20.244	<b>1:10.104</b>	34.5	21.717	24.912	23.475							

Clerk of the Course

Orbits

Sig : Time :  
 Chief Timekeeper - Ian Sharp (SMART Timing)  
 Results available at [www.smart-timing.co.uk](http://www.smart-timing.co.uk) and [www.speedhive.com](http://www.speedhive.com)



RACE  
WITH  
RESPECT



# KMSC/SMRC - Best of Scottish Motorsport

# Lapchart

Scottish Legends Cars Championship

Knockhill 1.267 miles

Race 1 - Heat 1a

20/04/2024 12:40

Race (10 Laps) started at 12:48:57



Competitors	Laps											
	0	1	2	3	4	5	6	7	8	9	10	
Maxim POPELYUSHKO (95)	1	95	85	85	85	85	85	14	14	14	14	14
David ALLAN (28)	2	28	95	95	95	95	14	85	85	52	52	52
Elby CLARK (15)	3	15	14	14	14	14	95	52	52	85	8	8
Alastair CALDERWOOD (66)	4	66	15	15	15	15	15	95	8	8	15	15
Daniel CLARK (14)	5	14	8	8	8	8	8	8	95	95	95	95
Brent BOWIE (46)	6	46	26	26	26	26	26	15	15	15	26	26
Mark BEATY (85)	7	85	17	17	17	17	52	26	26	26	24	24
Scott HYNDS (26)	8	26	46	46	46	46	17	22	24	24	85	43
Steve WHITELEGG (8)	9	8	52	52	52	52	46	17	17	17	43	72
Billy WAIT (17)	10	17	22	22	22	22	22	24	46	46	17	46
Stuart McANDREW (55)	11	55	24	24	24	24	24	46	72	43	72	9
William READ (333)	12	333	72	72	72	72	72	72	43	72	46	22
Chris DEWEY (22)	13	22	9	9	9	9	9	9	22	22	9	10
Matthew PAPE (24)	14	24	43	43	43	43	43	43	10	9	22	17
Stewart BLACK (52)	15	52	333	333	333	333	333	10	9	10	10	333
Glenn BURTENSHAW (72)	16	72	66	66	66	66	10	333	333	333	333	55
Gary ATKINSON (6)	17	6	10	10	10	10	10	55	55	55	55	48
Jonty NORMAN (43)	18	43	55	55	55	55	6	6	6	48	48	28
Ross HODGSON (10)	19	10	6	6	6	6	66	48	48	6	28	27
Colin ATKINSON (9)	20	9	77	77	77	77	77	4	28	28	27	6
Christopher WALLACE (4)	21	4	4	4	4	4	4	27	27	27	6	53
Grant HUNTER (27)	22	27	27	27	27	27	27	66	4	4	4	4
Graham MOORE (25)	23	25	53	53	53	53	48	28	53	53	53	78
Phil ROWLANDS (127)	24	127	25	25	25	25	25	53	53	78	78	66
Declan BURKE (48)	25	48	48	48	48	48	25	25	25	25	66	25
David HEADEN (78)	26	78	78	78	78	78	28	78	66	66	25	
Michael WEDDELL (77)	27	77	28	28	28	28	78	77				
Stuart ROBERTSON (53)	28	53										
-	29											
-	30											

Clerk of the Course Orbits

Sig : Time :  
 Chief Timekeeper - Ian Sharp (SMART Timing)  
 Results available at [www.smart-timing.co.uk](http://www.smart-timing.co.uk) and [www.speedhive.com](http://www.speedhive.com)  
 Printed: 20/04/2024 13:06:17



**KMSC/SMRC - Best of Scottish Motorsport****Sorted on Laps**

Scottish Legends Cars Championship

Knockhill 1.267 miles

Race 2 - Heat 2a

20/04/2024 14:40

Race (8 Laps) started at 14:39:10

Pos	No.	Name	Make/Model	CC	Class	Laps	Total Tm	Diff	Best Tm	In Lap	2nd Best
1	52	Stewart BLACK	Legend Coupe	1250	L	8	7:57.752		58.938	5	59.030
2	14	Daniel CLARK	Legend Coupe	890	L	8	7:59.766	2.014	58.004	7	58.587
3	8	Steve WHITELEGG	Legend Coupe	1250	L T	8	8:05.562	7.810	59.180	6	59.475
4	24	Matthew PAPE	Legend Coupe	1250	L	8	8:05.673	7.921	58.833	8	59.285
5	43	Jonty NORMAN	Legend Sedan	1250	L	8	8:09.293	11.541	59.673	6	1:00.219
6	9	Colin ATKINSON	Legend Coupe	899	L	8	8:09.785	12.033	59.992	7	1:00.316
7	26	Scott HYNDS	Legend Coupe	1250	L	8	8:09.977	12.225	59.685	8	59.730
8	85	Mark BEATY	Legend Coupe	1250	L	8	8:10.631	12.879	59.659	8	59.691
9	17	Billy WAIT	Legend Coupe	1250	L	8	8:13.446	15.694	1:00.108	6	1:00.132
10	72	Glenn BURTENSHAW	Legend Sedan	1250	L	8	8:13.725	15.973	1:00.376	7	1:00.717
11	28	David ALLAN	Legend Coupe	890	L	8	8:18.439	20.687	1:00.334	4	1:00.711
12	95	Maxim POPELYUSHKO	Legend Coupe	850	L	8	8:19.504	21.752	59.870	5	1:00.191
13	27	Grant HUNTER	Legend Coupe	890	L R	8	8:20.481	22.729	59.774	7	59.968
14	46	Brent BOWIE	Legend Coupe	1250	L	8	8:25.109	27.357	1:00.986	7	1:01.016
15	48	Declan BURKE	Legend Coupe	1250	Gue	8	8:29.967	32.215	1:00.977	2	1:01.621
16	10	Ross HODGSON	Legend Coupe	1300	L	8	8:30.307	32.555	1:01.577	2	1:01.792
17	55	Stuart McANDREW	Legend Coupe	1250	L	8	8:30.839	33.087	1:02.266	8	1:02.482
18	6	Gary ATKINSON	Legend Sedan-Van	899	L R	8	8:35.903	38.151	1:02.320	3	1:02.493
19	16	Chris LAPIT	Legend Sedan	1250	L	8	8:37.152	39.400	1:01.678	7	1:01.870
20	127	Phil ROWLANDS	Legend Coupe	1250	L R	8	8:37.741	39.989	1:02.182	2	1:02.491
21	78	David HEADEN	Legend Sedan	1250	L R	8	8:39.217	41.465	1:02.498	7	1:02.539
22	4	Christopher WALLACE	Legend Coupe	1250	L R	8	8:42.367	44.615	1:02.381	3	1:02.591
23	25	Graham MOORE	Legend Coupe	1250	L R	8	8:45.154	47.402	1:03.488	5	1:03.978
24	66	Alastair CALDERWOOD	Legend Sedan	1250	L	8	9:15.961	1:18.209	1:05.364	4	1:06.030
Not classified											
DNF	22	Chris DEWEY	Legend Coupe	1250	L	7	7:10.735	DNF	59.793	7	59.901
DNF	15	Elby CLARK	Legend Coupe	890	L	7	7:31.175	DNF	1:00.166	6	1:00.483
DNF	333	William READ	Legend Coupe	890	L	5	5:37.444	DNF	1:02.930	2	1:03.396
DNF	77	Michael WEDDELL	Legend Coupe	1250	L R	5	5:40.089	DNF	1:02.677	2	1:04.040
DNF	53	Stuart ROBERTSON	Legend Coupe	850	L	4	4:20.556	DNF	1:03.079	3	1:04.129
DNS	37	Ivor GREENWOOD	Legend Coupe	1250	L			DNS		0	

Margin of Victory

Avg. Speed

Best Lap Tm

Best Speed

Best Lap by

2.014

76.372

58.004

78.630

14 - Daniel CLARK

Clerk of the Course

Orbits

Sig : Time :

Chief Timekeeper - Ian Sharp (SMART Timing)

Results available at [www.smart-timing.co.uk](http://www.smart-timing.co.uk) and [www.speedhive.com](http://www.speedhive.com)

Printed: 20/04/2024 14:50:47

motor  
sport  
UK**RACE  
WITH  
RESPECT**

# KMSC/SMRC - Best of Scottish Motorsport

## Scottish Legends Cars Championship

Knockhill 1.267 miles

### Race 2 - Heat 2a

20/04/2024 14:40

### Race (8 Laps) started at 14:39:10

Lap	Time of Day	Lap Tm	SFSpd	S1	S2	S3
<b>(52) Stewart BLACK</b>						
1	14:40:13.879	<b>1:02.886</b>	91.3	22.850	22.524	17.512
2	14:41:12.909	<b>59.030</b>	91.4	19.115	22.437	17.478
3	14:42:11.980	<b>59.071</b>	<b>91.7</b>	19.187	22.442	<b>17.442</b>
4	14:43:11.151	<b>59.171</b>	89.0	<b>19.073</b>	22.454	17.644
5	14:44:10.089	<b>58.938</b>	91.1	19.231	<b>22.208</b>	17.499
6	14:45:09.282	<b>59.193</b>	91.1	19.206	22.381	17.606
7	14:46:08.641	<b>59.359</b>	90.2	19.248	22.389	17.722
8	14:47:08.205	<b>59.564</b>	90.6	19.432	22.427	17.705

Lap	Time of Day	Lap Tm	SFSpd	S1	S2	S3
<b>(14) Daniel CLARK</b>						
1	14:40:19.415	<b>1:04.819</b>	92.3	23.092	23.997	17.730
2	14:41:18.340	<b>58.925</b>	<b>95.7</b>	19.161	22.221	17.543
3	14:42:17.657	<b>59.317</b>	93.6	19.497	21.992	17.828
4	14:43:16.441	<b>58.784</b>	91.8	19.199	22.179	17.406
5	14:44:15.032	<b>58.591</b>	92.2	19.181	22.132	17.278
6	14:45:13.628	<b>58.596</b>	91.3	19.178	22.088	17.330
7	14:46:11.632	<b>58.004</b>	91.9	<b>18.978</b>	<b>21.802</b>	<b>17.224</b>
8	14:47:10.219	<b>58.587</b>	92.9	18.995	22.247	17.345

Lap	Time of Day	Lap Tm	SFSpd	S1	S2	S3
<b>(8) Steve WHITELEGG</b>						
1	14:40:18.152	<b>1:04.441</b>	92.6	22.774	24.165	17.502
2	14:41:18.190	<b>1:00.038</b>	93.5	19.484	22.935	17.619
3	14:42:18.371	<b>1:00.181</b>	93.5	20.133	22.494	17.554
4	14:43:17.846	<b>59.475</b>	<b>93.7</b>	19.500	<b>22.416</b>	17.559
5	14:44:17.526	<b>59.680</b>	90.3	19.517	22.724	<b>17.439</b>
6	14:45:16.706	<b>59.180</b>	89.8	<b>19.159</b>	22.544	17.477
7	14:46:16.343	<b>59.637</b>	90.0	19.529	22.452	17.656
8	14:47:16.015	<b>59.672</b>	90.4	19.473	22.690	17.509

Lap	Time of Day	Lap Tm	SFSpd	S1	S2	S3
<b>(24) Matthew PAPE</b>						
1	14:40:17.855	<b>1:05.205</b>	92.1	23.595	23.988	17.622
2	14:41:18.036	<b>1:00.181</b>	91.3	19.604	22.895	17.682
3	14:42:18.308	<b>1:00.272</b>	91.6	20.082	22.386	17.804
4	14:43:18.260	<b>59.952</b>	91.6	19.938	22.264	17.750
5	14:44:18.334	<b>1:00.074</b>	<b>93.7</b>	19.785	22.807	17.482
6	14:45:18.008	<b>59.674</b>	93.7	19.731	22.411	17.532
7	14:46:17.293	<b>59.285</b>	90.3	19.279	22.333	17.673
8	14:47:16.126	<b>58.833</b>	92.7	<b>19.195</b>	<b>22.223</b>	<b>17.415</b>

Lap	Time of Day	Lap Tm	SFSpd	S1	S2	S3
<b>(43) Jonty NORMAN</b>						
1	14:40:16.266	<b>1:04.875</b>	92.3	23.968	22.991	17.916
2	14:41:17.021	<b>1:00.755</b>	91.9	20.048	22.987	17.720
3	14:42:17.506	<b>1:00.485</b>	90.9	19.851	22.754	17.880
4	14:43:17.725	<b>1:00.219</b>	91.8	19.925	<b>22.687</b>	17.607
5	14:44:18.180	<b>1:00.455</b>	<b>92.8</b>	20.178	22.897	<b>17.380</b>
6	14:45:17.853	<b>59.673</b>	91.6	<b>19.563</b>	22.699	17.411
7	14:46:19.194	<b>1:01.341</b>	90.6	20.648	22.846	17.847
8	14:47:19.746	<b>1:00.552</b>	90.9	19.680	22.958	17.914

Lap	Time of Day	Lap Tm	SFSpd	S1	S2	S3
<b>(9) Colin ATKINSON</b>						
1	14:40:15.936	<b>1:04.964</b>	88.8	24.060	23.038	17.866
2	14:41:16.673	<b>1:00.737</b>	89.8	20.059	22.788	17.890
3	14:42:17.727	<b>1:01.054</b>	<b>91.1</b>	19.790	22.892	18.372
4	14:43:18.842	<b>1:01.115</b>	90.9	20.751	22.807	<b>17.557</b>
5	14:44:19.158	<b>1:00.316</b>	90.7	<b>19.709</b>	<b>22.498</b>	18.109
6	14:45:19.685	<b>1:00.527</b>	89.7	19.998	22.634	17.895
7	14:46:19.677	<b>59.992</b>	90.9	19.785	22.555	17.652
8	14:47:20.238	<b>1:00.561</b>	88.4	19.723	22.691	18.147

Lap	Time of Day	Lap Tm	SFSpd	S1	S2	S3
<b>(26) Scott HYNDS</b>						
1	14:40:19.714	<b>1:05.556</b>	<b>92.8</b>	23.004	24.529	18.023
2	14:41:19.490	<b>59.776</b>	91.4	19.501	22.606	17.669
3	14:42:19.220	<b>59.730</b>	92.1	19.716	<b>22.480</b>	<b>17.534</b>
4	14:43:20.384	<b>1:01.164</b>	92.2	19.452	23.766	17.946

Lap	Time of Day	Lap Tm	SFSpd	S1	S2	S3
5	14:44:20.625	<b>1:00.241</b>	91.8	19.681	22.737	17.823
6	14:45:20.915	<b>1:00.290</b>	89.8	19.877	22.635	17.778
7	14:46:20.745	<b>59.830</b>	90.0	<b>19.362</b>	22.622	17.846
8	14:47:20.430	<b>59.685</b>	91.3	19.375	22.506	17.804

Lap	Time of Day	Lap Tm	SFSpd	S1	S2	S3
<b>(85) Mark BEATY</b>						
1	14:40:20.350	<b>1:06.328</b>	92.3	23.840	24.610	17.878
2	14:41:20.715	<b>1:00.365</b>	91.8	20.208	22.521	<b>17.636</b>
3	14:42:20.537	<b>59.822</b>	91.7	19.331	22.744	17.747
4	14:43:20.901	<b>1:00.364</b>	<b>93.9</b>	<b>19.330</b>	23.092	17.942
5	14:44:21.158	<b>1:00.257</b>	91.4	19.718	22.839	17.700
6	14:45:21.734	<b>1:00.576</b>	91.9	19.756	23.158	17.662
7	14:46:21.425	<b>59.691</b>	91.8	19.391	<b>22.338</b>	17.962
8	14:47:21.084	<b>59.659</b>	91.1	19.543	22.350	17.766

Lap	Time of Day	Lap Tm	SFSpd	S1	S2	S3
<b>(17) Billy WAIT</b>						
1	14:40:19.848	<b>1:06.119</b>	90.3	23.150	24.694	18.275
2	14:41:20.907	<b>1:01.059</b>	<b>93.3</b>	20.318	22.849	17.892
3	14:42:21.039	<b>1:00.132</b>	91.9	19.510	<b>22.806</b>	<b>17.816</b>
4	14:43:21.674	<b>1:00.635</b>	91.6	19.360	23.426	17.849
5	14:44:22.263	<b>1:00.589</b>	90.1	19.571	23.079	17.939
6	14:45:22.371	<b>1:00.108</b>	90.6	19.438	22.824	17.846
7	14:46:22.699	<b>1:00.328</b>	88.1	<b>19.302</b>	22.847	18.179
8	14:47:23.899	<b>1:01.200</b>	88.3	19.796	22.877	18.527

Lap	Time of Day	Lap Tm	SFSpd	S1	S2	S3
<b>(72) Glenn BURTENSHAW</b>						
1	14:40:17.407	<b>1:05.236</b>	89.8	23.757	23.551	17.928
2	14:41:18.522	<b>1:01.115</b>	90.8	19.796	23.279	18.040
3	14:42:19.499	<b>1:00.977</b>	<b>92.3</b>	20.058	23.042	<b>17.877</b>
4	14:43:20.844	<b>1:01.345</b>	91.7	19.666	23.649	18.030
5	14:44:22.315	<b>1:01.471</b>	90.2	20.240	23.177	18.054
6	14:45:23.085	<b>1:00.770</b>	90.4	19.777	23.093	17.900
7	14:46:23.461	<b>1:00.376</b>	90.2	<b>19.480</b>	22.975	17.921
8	14:47:24.178	<b>1:00.717</b>	90.6	19.628	<b>22.793</b>	18.296

Lap	Time of Day	Lap Tm	SFSpd	S1	S2	S3
<b>(28) David ALLAN</b>						
1	14:40:21.540	<b>1:06.151</b>	92.2	23.434	24.605	18.112
2	14:41:23.145	<b>1:01.605</b>	91.8	19.894	23.623	18.088
3	14:42:24.420	<b>1:01.275</b>	91.8	20.214	22.821	18.240
4	14:43:24.754	<b>1:00.334</b>	92.4	<b>19.634</b>	22.902	<b>17.798</b>
5	14:44:25.582	<b>1:00.828</b>	91.8	19.934	<b>22.707</b>	18.187
6	14:45:26.423	<b>1:00.841</b>	<b>93.5</b>	19.921	22.710	18.210
7	14:46:27.134	<b>1:00.711</b>	90.7	19.836	22.948	17.927
8	14:47:28.892	<b>1:01.758</b>	86.9	19.647	23.126	18.985

Lap	Time of Day	Lap Tm	SFSpd	S1	S2	S3
<b>(95) Maxim POPELYUSHKO</b>						
1	14:40:22.669	<b>1:07.405</b>	<b>94.0</b>	23.926	25.003	18.476
2	14:41:24.580	<b>1:01.911</b>	92.6	20.750	23.556	17.911
3	14:42:27.164	<b>1:02.584</b>	92.2	<b>20.996</b>	<b>23.562</b>	18.026
4	14:43:28.351	<b>1:01.187</b>	91.2	19.647	23.126	17.719
5	14:44:28.221	<b>59.870</b>	91.4	19.647	23.126	<b>17.565</b>
6	14:45:28.664	<b>1:00.443</b>	90.3	19.647	23.126	17.910
7	14:46:29.766	<b>1:01.102</b>	90.7	19.647	23.126	18.559
8	14:47:29.957	<b>1:00.191</b>	91.3	19.647	23.126	17.830

Lap	Time of Day	Lap Tm	SFSpd	S1	S2	S3
<b>(27) Grant HUNTER</b>						
1	14:40:22.527	<b>1:06.876</b>	93.1	22.757	25.574	18.545
2	14:41:25.031	<b>1:02.504</b>	<b>94.0</b>	20.750	23.556	18.198
3	14:42:27.201	<b>1:02.170</b>	92.7	20.735	23.451	17.984
4	14:43:30.135	<b>1:02.934</b>	92.6	20.811	24.152	17.971
5	14:44:30.976	<b>1:00.841</b>	92.2	19.864	23.285	17.692
6	14:45:31.192	<b>1:00.216</b>	91.2	19.565	22.909	17.742
7	14:46:30.966</					



# KMSC/SMRC - Best of Scottish Motorsport

## Scottish Legends Cars Championship

Knockhill 1.267 miles

### Race 2 - Heat 2a

20/04/2024 14:40

### Race (8 Laps) started at 14:39:10

Lap	Time of Day	Lap Tm	SFSpd	S1	S2	S3
1	14:40:21.910	<b>1:07.378</b>	91.8	23.657	25.161	18.560
2	14:41:23.579	<b>1:01.669</b>	91.1	20.240	23.085	18.344
3	14:42:24.646	<b>1:01.067</b>	90.1	19.767	23.256	18.044
4	14:43:26.469	<b>1:01.823</b>	89.0	20.409	23.254	18.160
5	14:44:32.005	<b>1:05.536</b>	89.4	24.500	23.172	<b>17.864</b>
6	14:45:33.021	<b>1:01.016</b>	88.6	19.782	23.209	18.025
7	14:46:34.007	<b>1:00.986</b>	88.3	<b>19.525</b>	23.016	18.445
8	14:47:35.562	<b>1:01.555</b>	84.1	19.603	<b>22.990</b>	18.962

(48) Declan BURKE

1	14:40:24.168	<b>1:05.806</b>	91.8	22.778	24.926	18.102
2	14:41:25.145	<b>1:00.977</b>	<b>92.4</b>	19.843	23.444	<b>17.690</b>
3	14:42:28.003	<b>1:02.858</b>	91.3	21.080	23.885	17.893
4	14:43:31.361	<b>1:03.358</b>	92.1	20.806	24.365	18.187
5	14:44:34.316	<b>1:02.955</b>	90.0	20.753	23.635	18.567
6	14:45:35.937	<b>1:01.621</b>	90.1	<b>19.572</b>	23.603	18.446
7	14:46:38.182	<b>1:02.245</b>	86.0	20.436	<b>23.350</b>	18.459
8	14:47:40.420	<b>1:02.238</b>	87.6	19.816	23.857	18.565

(10) Ross HODGSON

1	14:40:25.091	<b>1:07.212</b>	89.4	22.736	25.437	19.039
2	14:41:26.668	<b>1:01.577</b>	91.3	20.332	23.459	<b>17.786</b>
3	14:42:28.998	<b>1:02.330</b>	<b>91.8</b>	19.982	24.315	18.033
4	14:43:31.201	<b>1:02.203</b>	91.3	20.087	24.128	17.988
5	14:44:32.993	<b>1:01.792</b>	90.1	20.586	23.410	17.796
6	14:45:35.458	<b>1:02.465</b>	88.5	20.376	23.689	18.400
7	14:46:38.608	<b>1:03.150</b>	87.4	20.073	<b>23.309</b>	19.768
8	14:47:40.760	<b>1:02.152</b>	87.8	<b>19.915</b>	23.422	18.815

(55) Stuart McANDREW

1	14:40:20.636	<b>1:07.460</b>	<b>93.9</b>	24.133	25.048	18.279
2	14:41:24.243	<b>1:03.607</b>	92.7	20.364	24.202	19.041
3	14:42:27.000	<b>1:02.757</b>	92.9	21.169	23.393	18.195
4	14:43:29.724	<b>1:02.724</b>	90.9	20.526	24.014	<b>18.184</b>
5	14:44:32.206	<b>1:02.482</b>	92.4	<b>19.995</b>	23.809	18.678
6	14:45:35.688	<b>1:03.482</b>	91.7	20.990	24.160	18.332
7	14:46:39.026	<b>1:03.338</b>	84.2	20.517	<b>23.279</b>	19.542
8	14:47:41.292	<b>1:02.266</b>	90.9	20.036	23.336	18.894

(6) Gary ATKINSON

1	14:40:25.956	<b>1:08.155</b>	<b>92.1</b>	23.605	25.692	18.858
2	14:41:29.510	<b>1:03.554</b>	90.4	20.658	24.268	18.628
3	14:42:31.830	<b>1:02.320</b>	90.6	<b>20.003</b>	23.988	18.329
4	14:43:34.357	<b>1:02.527</b>	90.8	20.082	24.177	<b>18.268</b>
5	14:44:37.644	<b>1:03.287</b>	86.3	20.531	<b>23.759</b>	18.997
6	14:45:40.811	<b>1:03.167</b>	88.4	20.569	23.997	18.601
7	14:46:43.304	<b>1:02.493</b>	88.8	20.065	24.155	18.273
8	14:47:46.356	<b>1:03.052</b>	88.6	20.366	24.057	18.629

(16) Chris LAPIT

1	14:40:26.490	<b>1:08.139</b>	<b>92.7</b>	23.525	25.650	18.964
2	14:41:31.266	<b>1:04.776</b>	90.1	21.457	24.693	18.626
3	14:42:34.538	<b>1:03.272</b>	89.5	20.272	24.427	18.573
4	14:43:36.408	<b>1:01.870</b>	89.7	20.164	23.527	<b>18.179</b>
5	14:44:39.104	<b>1:02.696</b>	82.1	20.230	23.421	19.045
6	14:45:42.886	<b>1:03.782</b>	89.0	20.590	23.885	19.307
7	14:46:44.564	<b>1:01.678</b>	88.4	20.183	<b>23.060</b>	18.435
8	14:47:47.605	<b>1:03.041</b>	87.8	<b>20.051</b>	23.839	19.151

(127) Phil ROWLANDS

1	14:40:23.351	<b>1:07.206</b>	<b>91.3</b>	23.351	25.418	18.437
2	14:41:25.533	<b>1:02.182</b>	91.1	20.265	23.779	18.138
3	14:42:29.455	<b>1:03.922</b>	90.4	20.887	24.803	18.232
4	14:43:31.946	<b>1:02.491</b>	90.3	20.272	24.193	<b>18.026</b>
5	14:44:37.431	<b>1:05.485</b>	82.6	20.775	23.923	20.787
6	14:45:42.448	<b>1:05.017</b>	85.7	20.986	24.155	19.876

Lap	Time of Day	Lap Tm	SFSpd	S1	S2	S3
7	14:46:45.040	<b>1:02.592</b>	84.1	20.139	<b>23.369</b>	19.084
8	14:47:48.194	<b>1:03.154</b>	86.0	<b>19.913</b>	23.969	19.272

(78) David HEADEN

1	14:40:26.330	<b>1:09.429</b>	<b>90.8</b>	24.697	25.838	18.894
2	14:41:29.977	<b>1:03.647</b>	88.9	20.936	23.873	18.838
3	14:42:32.516	<b>1:02.539</b>	89.6	20.554	23.561	<b>18.424</b>
4	14:43:35.062	<b>1:02.546</b>	89.6	20.186	23.854	18.506
5	14:44:38.942	<b>1:03.880</b>	87.0	20.841	23.954	19.085
6	14:45:43.970	<b>1:05.028</b>	86.0	20.503	23.985	20.540
7	14:46:46.468	<b>1:02.498</b>	87.6	20.442	<b>23.445</b>	18.611
8	14:47:49.670	<b>1:03.202</b>	76.1	<b>20.122</b>	23.794	19.286

(4) Christopher WALLACE

1	14:40:25.091	<b>1:08.800</b>	<b>91.3</b>	23.697	25.764	19.339
2	14:41:28.691	<b>1:03.600</b>	90.0	21.183	23.985	<b>18.432</b>
3	14:42:31.072	<b>1:02.381</b>	89.4	20.181	<b>23.579</b>	18.621
4	14:43:33.663	<b>1:02.591</b>	89.4	<b>20.094</b>	23.964	18.533
5	14:44:38.150	<b>1:04.487</b>	82.8	20.675	23.740	20.072
6	14:45:44.139	<b>1:05.989</b>	84.3	20.967	23.829	21.193
7	14:46:48.781	<b>1:04.642</b>	88.3	21.446	24.267	18.929
8	14:47:52.820	<b>1:04.039</b>	87.4	20.561	23.896	19.582

(25) Graham MOORE

1	14:40:24.650	<b>1:07.221</b>	<b>87.7</b>	22.813	25.647	18.761
2	14:41:29.888	<b>1:05.238</b>	87.2	<b>20.506</b>	25.399	19.333
3	14:42:35.365	<b>1:05.477</b>	85.1	21.343	25.104	19.030
4	14:43:39.343	<b>1:03.978</b>	87.2	20.732	24.723	18.523
5	14:44:42.831	<b>1:03.488</b>	85.7	20.540	<b>24.130</b>	18.818
6	14:45:47.066	<b>1:04.235</b>	83.6	20.968	24.482	18.785
7	14:46:51.272	<b>1:04.206</b>	85.3	21.109	24.683	<b>18.414</b>
8	14:47:55.607	<b>1:04.335</b>	84.6	20.851	24.529	18.955

(66) Alastair CALDERWOOD

1	14:40:25.785	<b>1:10.923</b>	<b>90.1</b>	26.079	25.640	19.204
2	14:41:31.815	<b>1:06.030</b>	90.0	21.871	25.186	<b>18.973</b>
3	14:42:39.345	<b>1:07.530</b>	88.4	21.560	26.835	19.135
4	14:43:44.709	<b>1:05.364</b>	87.5	21.287	<b>24.988</b>	19.089
5	14:44:52.111	<b>1:07.402</b>	76.2	<b>21.220</b>	25.225	20.957
6	14:46:00.204	<b>1:08.093</b>	83.2	22.710	25.869	19.514
7	14:47:06.645	<b>1:06.441</b>	85.7	21.828	25.365	19.248
8	14:48:26.414	<b>1:19.769</b>	74.5	23.210	31.382	25.177

(22) Chris DEWEY

1	14:40:18.650	<b>1:05.499</b>	92.6	23.293	24.305	<b>17.901</b>
2	14:41:19.863	<b>1:01.213</b>	90.7	19.315	22.770	19.128
3	14:42:19.764	<b>59.901</b>	<b>93.3</b>	19.553	22.366	17.982
4	14:43:20.333	<b>1:00.569</b>	90.3	19.604	23.038	17.927
5	14:44:20.559	<b>1:00.226</b>	90.2	19.976	<b>22.346</b>	17.904
6	14:45:21.395	<b>1:00.836</b>	90.6	20.088	22.846	17.902
7	14:46:21.188	<b>59.793</b>	90.0	19.301	22.398	18.094

(15) Elby CLARK

1	14:40:21.882	<b>1:06.890</b>	92.8	23.218	25.334	18.338
2	14:41:23.868	<b>1:01.986</b>	92.8	20.664	23.535	17.787
3	14:42:24.744	<b>1:00.876</b>	91.7	19.916	22.982	17.978
4	14:43:25.304	<b>1:00.560</b>	<b>93.6</b>	20.010	22.973	17.577
5	14:44:25.787	<b>1:00.483</b>	92.3	<b>19.675</b>	<b>22.728</b>	18.080
6	14:45:25.953	<b>1:00.166</b>	91.2	19.904	22.760	<b>17.502</b>
7	14:46:41.628	<b>1:15.675</b>	27.4	19.747	26.833	29.095

(333) William READ

1	14:40:21.578	<b>1:09.452</b>	90.0	25.512	25.348	18.592
2	14:41:24.508	<b>1:02.930</b>	<b>91.8</b>	20.772	<b>23.298</b>	18.860
3	14:42:27.904	<b>1:03.396</b>	91.4	21.505	23.529	<b>18.362</b>
4	14:43:31.740	<b>1:03.836</b>	89.5	20.812	24.246	18.778

Clerk of the Course

Sig : Time :  
Chief Timekeeper - Ian Sharp (SMART Timing)

Results available at [www.smart-timing.co.uk](http://www.smart-timing.co.uk) and [www.speedhive.com](http://www.speedhive.com)

Printed: 20/04/2024 14:51:04

Orbits



motor  
sport  
UK

RACE  
WITH  
RESPECT



# KMSC/SMRC - Best of Scottish Motorsport

Scottish Legends Cars Championship

Knockhill 1.267 miles

Race 2 - Heat 2a

20/04/2024 14:40

Race (8 Laps) started at 14:39:10



Lap	Time of Day	Lap Tm	SFSpd	S1	S2	S3	Lap	Time of Day	Lap Tm	SFSpd	S1	S2	S3
-----	-------------	--------	-------	----	----	----	-----	-------------	--------	-------	----	----	----

(77) Michael WEDDELL

1	14:40:22.244	1:06.727	91.9	23.551	24.944	18.232
2	14:41:24.921	1:02.677	89.2	20.546	23.534	18.597
3	14:42:28.961	1:04.040	84.6	21.139	24.106	18.795
4	14:43:33.932	1:04.971	83.2	21.053	24.792	19.126
5	14:44:50.542	1:16.610	21.9	21.553	24.649	30.408

(53) Stuart ROBERTSON

1	14:40:19.598	1:08.132	90.3	24.561	24.816	18.755
2	14:41:23.801	1:04.203	90.2	21.042	24.424	18.737
3	14:42:26.880	1:03.079	90.6	20.807	24.089	18.183
4	14:43:31.009	1:04.129	91.7	21.608	24.304	18.217

Clerk of the Course

Orbits

Sig : Time :  
 Chief Timekeeper - Ian Sharp (SMART Timing)  
 Results available at [www.smart-timing.co.uk](http://www.smart-timing.co.uk) and [www.speedhive.com](http://www.speedhive.com)

Printed: 20/04/2024 14:51:04





# KMSC/SMRC - Best of Scottish Motorsport

# Lapchart

Scottish Legends Cars Championship

Knockhill 1.267 miles

Race 2 - Heat 2a

20/04/2024 14:40

Race (8 Laps) started at 14:39:10

Competitors	Laps									
	0	1	2	3	4	5	6	7	8	
Colin ATKINSON (9)	1	9	52	52	52	52	52	52	52	52
Stewart BLACK (52)	2	52	9	9	43	14	14	14	14	14
Jonty NORMAN (43)	3	43	43	43	14	43	8	8	8	8
Stuart ROBERTSON (53)	4	53	72	24	9	8	43	43	24	24
William READ (333)	5	333	24	8	24	24	24	24	43	43
Glenn BURTENSCHAW (72)	6	72	8	14	8	9	9	9	9	9
Matthew PAPE (24)	7	24	22	72	26	22	22	26	26	26
Chris DEWEY (22)	8	22	14	26	72	26	26	22	22	85
Stuart McANDREW (55)	9	55	53	22	22	72	85	85	85	17
Steve WHITELEGG (8)	10	8	26	85	85	85	17	17	17	72
Billy WAIT (17)	11	17	17	17	17	17	72	72	72	28
Mark BEATY (85)	12	85	85	28	28	28	28	15	28	95
Scott HYNDS (26)	13	26	55	46	46	15	15	28	95	27
Brent BOWIE (46)	14	46	28	53	15	46	95	95	27	46
Daniel CLARK (14)	15	14	333	15	53	95	27	27	46	48
Alastair CALDERWOOD (66)	16	66	15	55	55	55	46	46	48	10
Elby CLARK (15)	17	15	46	333	95	27	55	10	10	55
Maxim POPELYUSHKO (95)	18	95	77	95	27	53	10	55	55	6
David ALLAN (28)	19	28	27	77	333	10	48	48	15	16
Michael WEDDELL (77)	20	77	95	27	48	48	127	6	6	127
Grant HUNTER (27)	21	27	127	48	77	333	6	127	16	78
Phil ROWLANDS (127)	22	127	48	127	10	127	4	16	127	4
Christopher WALLACE (4)	23	4	25	10	127	4	78	78	78	25
David HEADEN (78)	24	78	10	4	4	77	16	4	4	66
Graham MOORE (25)	25	25	4	6	6	6	25	25	25	
Gary ATKINSON (6)	26	6	66	25	78	78	333	66	66	
Ross HODGSON (10)	27	10	6	78	16	16	77			
Chris LAPIT (16)	28	16	78	16	25	25	66			
Declan BURKE (48)	29	48	16	66	66	66				
-	30									

Clerk of the Course

Orbits

Sig : Time :  
 Chief Timekeeper - Ian Sharp (SMART Timing)  
 Results available at [www.smart-timing.co.uk](http://www.smart-timing.co.uk) and [www.speedhive.com](http://www.speedhive.com)




**KMSC/SMRC - Best of Scottish Motorsport**
**Sorted on best lap time**
**KMSC Modsports Championship**
**Knockhill 1.267 miles**
**Qualifying 2**
**20/04/2024 15:00**
**Practice (15:00 Time) started at 15:00:49**

Pos	No.	Name	Make/Model	CC	Class	Laps	Best Tm	Diff	Best Speed	2nd Best
1	5	Lindsay McCRACKEN	Radical SR3	1500	B	14	51.388		88.753	51.406
2	10	Mark THOMSON	Radical SR8 RS	2700	A	13	52.230	0.842	87.322	53.570
3	7	Greig McARTHUR	Radical SR8	2800	A	13	52.318	0.930	87.175	52.467
4	8	Gordon DUNCAN	Radical PR6	1340	B	14	52.835	1.447	86.322	52.973
5	9	Ron CUMMING	Nemesis Kit Car	2000	A	7	53.098	1.710	85.895	53.360
6	177	Stewart ROBB	TVR Tuscan	4500	A	7	53.541	2.153	85.184	54.195
7	32	Shaun DAVIDSON	BMW Compact	3000	F	11	56.545	5.157	80.659	57.262
8	3	Michael ANDERSON	Ford Focus	1600	F	12	57.242	5.854	79.676	57.255
9	71	Fraser McNEILL	Honda Civic EG	2400	G	10	58.126	6.738	78.465	58.924
10	19	Harvey GILLANDERS	Honda EP3	2400	F	13	58.145	6.757	78.439	58.407
11	333	Iain BLACKLEY	Ford Puma	1679T	F	14	58.310	6.922	78.217	58.377
12	86	Adam MORRISON	Mini Cooper S	1600	G	5	58.317	6.929	78.208	58.448
13	17	Philip RUSSELL	BMW E36	3200	F	6	59.164	7.776	77.088	59.974
14	31	Natalie COWIE	Mini Cooper S R53	1600	G	11	59.266	7.878	76.955	59.372
15	14	Michael IMRIE	Renault Clio 197	1998	G	13	59.988	8.600	76.029	1:00.346
16	21	Louise STRACHAN	Mini Cooper S	1600	G	12	1:01.294	9.906	74.409	1:01.377
17	217	Steven SOMERVILLE	BMW E36 Compact	1600	J	12	1:04.261	12.873	70.974	1:04.388
18	26	James STRACHAN	Ford Fiesta	1600	G	12	1:05.270	13.882	69.877	1:05.280

**Announcements**

Car No.8 - No working transponder - Please fix before 1st Race

**Clerk of the Course**
**Orbits**

Sig : Time :

Chief Timekeeper - Ian Sharp (SMART Timing)

 Results available at [www.smart-timing.co.uk](http://www.smart-timing.co.uk) and [www.speedhive.com](http://www.speedhive.com)

Printed: 20/04/2024 15:20:51


**RACE WITH RESPECT**


**KMSC/SMRC - Best of Scottish Motorsport**
**Lapchart**
**KMSC Modsports Championship**
**Knockhill 1.267 miles**
**Qualifying 2**
**20/04/2024 15:00**
**Practice (15:00 Time) started at 15:00:49**


Competitors	Laps														
	1	2	3	4	5	6	7	8	9	10	11	12	13	14	
Lindsay McCRACKEN (5)	1	5	5	5	5	5	5	5	5	5	5	5	5	5	
Stewart ROBB (177)	2	177	177	177	177	177	177	7	7	7	7	7	7	8	
Iain BLACKLEY (333)	3	333	333	333	333	9	9	9	333	333	333	333	8	8	333
Adam MORRISON (86)	4	86	86	9	9	333	7	7	32	8	8	8	333	333	
Shaun DAVIDSON (32)	5	32	32	32	32	7	333	333	71	10	10	10	10	10	
Fraser McNEILL (71)	6	71	71	86	7	32	32	32	8	71	3	3	19	19	
Harvey GILLANDERS (19)	7	19	9	71	86	71	71	71	3	3	19	19	3	14	
Philip RUSSELL (17)	8	17	19	7	71	19	19	19	19	71	32	14			
Ron CUMMING (9)	9	9	7	19	19	86	3	3	10	32	32	21	21		
Greig McARTHUR (7)	10	7	17	3	3	3	8	8	21	21	21	14	217		
Natalie COWIE (31)	11	31	3	17	17	17	10	10	14	14	14	217	26		
Michael IMRIE (14)	12	14	31	21	8	8	21	21	217	217	217	26			
Louise STRACHAN (21)	13	21	14	31	21	10	14	14	26	26	26	31			
Michael ANDERSON (3)	14	3	21	14	10	21	17	217	31	31	31				
James STRACHAN (26)	15	26	26	8	14	14	217	26							
Steven SOMERVILLE (217)	16	217	217	10	31	217	26	31							
Gordon DUNCAN (8)	17	8	8	217	217	26	31								
Mark THOMSON (10)	18	10	10	26	26	31									

**Clerk of the Course**
**Orbits**

**Sig :** \_\_\_\_\_ **Time :** \_\_\_\_\_  
**Chief Timekeeper - Ian Sharp (SMART Timing)**  
**Results available at [www.smart-timing.co.uk](http://www.smart-timing.co.uk) and [www.speedhive.com](http://www.speedhive.com)**

**Printed: 20/04/2024 15:21:09**

**motor  
sport  
UK**




**KMSC/SMRC - Best of Scottish Motorsport**

KMSC Modsports Championship

Knockhill 1.267 miles

Race 3 - 1st Race

20/04/2024 16:20

Race (15:00 and 1 Laps)

POLE POSITION

**2**  
10 Mark THOMSON  
52.230

**1**  
5 Lindsay McCRACKEN  
51.388

**4**  
8 Gordon DUNCAN  
52.835

**3**  
7 Greig McARTHUR  
52.318

**6**  
177 Stewart ROBB  
53.541

**5**  
9 Ron CUMMING  
53.098

**8**  
3 Michael ANDERSON  
57.242

**7**  
32 Shaun DAVIDSON  
56.545

**10**  
19 Harvey GILLANDERS  
58.145

**9**  
71 Fraser McNEILL  
58.126

**12**  
86 Adam MORRISON  
58.317

**11**  
333 Iain BLACKLEY  
58.310

**14**  
31 Natalie COWIE  
59.266

**13**  
17 Philip RUSSELL  
59.164

**16**  
21 Louise STRACHAN  
1:01.294

**15**  
14 Michael IMRIE  
59.988

**18**  
26 James STRACHAN  
1:05.270

**17**  
217 Steven SOMERVILLE  
1:04.261

Clerk of the Course

Orbits

Sig : Time :  
Chief Timekeeper - Ian Sharp (SMART Timing)  
Results available at [www.smart-timing.co.uk](http://www.smart-timing.co.uk) and [www.speedhive.com](http://www.speedhive.com)



**KMSC/SMRC - Best of Scottish Motorsport**
**Sorted on best lap time**

Scottish Mini Cooper &amp; Cooper S Cup

Knockhill 1.267 miles

Qualifying 3

20/04/2024 15:20

Practice (12:00 Time) started at 15:28:34

Pos	No.	Name	Make/Model	CC	Class	Laps	Best Tm	Diff	Best Speed	2nd Best
1	97	Jamie BLAKE	Mini Cooper R53	1600S	R53	11	59.153		77.102	59.249
2	14	Rich FLETT	Mini Cooper R53	1600S	R53	11	1:00.411	1.258	75.497	1:00.899
3	70	Oly MORTIMER	Mini Cooper	1600	SM	11	1:01.809	2.656	73.789	1:01.902
4	20	Kyle REID	Mini Cooper	1600	Gue	11	1:01.944	2.791	73.628	1:02.070
5	25	Chad LITTLE	Mini Cooper	1600	SM	12	1:02.029	2.876	73.528	1:02.101
6	22	Jason BALLANTYNE	Mini Cooper	1600	SM	12	1:02.043	2.890	73.511	1:02.213
7	91	Robbie DALGLEISH	Mini Cooper	1600	SM	12	1:02.053	2.900	73.499	1:02.245
8	18	Daniel PATTERSON	Mini Cooper	1600	SM	12	1:02.055	2.902	73.497	1:02.161
9	65	Jack IRVINE	Mini Cooper	1600	SM	11	1:02.455	3.302	73.026	1:02.696
10	23	Ian MUNRO	Mini Cooper	1600	SM	12	1:02.575	3.422	72.886	1:02.685
11	53	Stuart McPHADEN	Mini Cooper	1600	Gue	11	1:02.650	3.497	72.799	1:02.800
12	88	Barry HOLMES	Mini Cooper	1600	SM	11	1:02.958	3.805	72.443	1:03.012
13	27	Martin WIJETUNGA	Mini Cooper	1600	SMN	10	1:03.133	3.980	72.242	1:03.416
14	52	Michael WILLIAMS	Mini Cooper	1600	SMN	12	1:03.236	4.083	72.124	1:03.352
15	80	Ross FOSTER	Mini Cooper	1600	SMN	11	1:03.391	4.238	71.948	1:03.850
16	16	William SMITH	Mini Cooper	1600	SM	11	1:03.529	4.376	71.791	1:04.196
17	5	Jonathan WILD	Mini Cooper	1600	SMN	11	1:03.631	4.478	71.676	1:03.898
18	12	Jacob HEAP	Mini Cooper	1600	SMN	12	1:03.737	4.584	71.557	1:03.827
19	164	Curtis PATERSON	Mini Cooper	1600	SMN	9	1:05.323	6.170	69.820	1:06.406
20	13	Blair DRYBURGH	Mini Cooper	1600	SMN	6	1:05.765	6.612	69.351	1:07.154
21	333	Ewan ROBERTSON	Mini Cooper	1600	SM	3	1:05.920	6.767	69.188	1:06.996

**Announcements**

Car No's 20, 23, 53, 65, 70 &amp; 91 - Selected lap times disallowed - Exceeding track limits

Clerk of the Course

Orbits

 Sig : Time :  
 Chief Timekeeper - Ian Sharp (SMART Timing)

 Results available at [www.smart-timing.co.uk](http://www.smart-timing.co.uk) and [www.speedhive.com](http://www.speedhive.com)

Printed: 21/04/2024 09:00:41



**KMSC/SMRC - Best of Scottish Motorsport**
**Scottish Mini Cooper & Cooper S Cup**
**Knockhill 1.267 miles**
**Qualifying 3**
**20/04/2024 15:20**
**Practice (12:00 Time) started at 15:28:34**

Lap	Time of Day	Lap Tm	SFSpd	S1	S2	S3
<b>(97) Jamie BLAKE</b>						
1	15:29:52.872		67.6		27.788	23.418
2	15:31:02.516	<b>1:09.644</b>	<b>88.3</b>	23.395	25.852	20.397
3	15:32:03.468	<b>1:00.952</b>	88.0	20.005	22.910	18.037
4	15:33:06.351	<b>1:02.883</b>	87.4	21.293	23.518	18.072
5	15:34:05.762	<b>59.411</b>	86.3	19.338	22.309	17.764
6	15:35:05.650	<b>59.888</b>	87.4	19.443	22.763	17.682
7	15:36:04.899	<b>59.249</b>	87.6	19.162	22.413	<b>17.674</b>
8	15:37:15.122	<b>1:10.223</b>	66.6	21.262	26.811	22.150
9	15:38:26.288	<b>1:11.166</b>	88.2	24.406	27.137	19.623
10	15:39:25.441	<b>59.153</b>	88.1	<b>19.138</b>	<b>22.239</b>	17.776
11	15:40:39.290	<b>1:13.849</b>	27.6	23.289	25.396	25.164

<b>(14) Rich FLETT</b>						
1	15:30:34.230		74.6		36.843	29.974
2	15:31:50.475	<b>1:16.245</b>	84.5	23.071	30.858	22.316
3	15:33:06.091	<b>1:15.616</b>	61.3	21.220	27.243	27.153
4	15:34:09.972	<b>1:03.881</b>	86.8	21.735	23.972	18.174
5	15:35:11.737	<b>1:01.765</b>	<b>87.5</b>	20.239	23.509	18.017
6	15:36:12.824	<b>1:01.087</b>	87.3	19.939	23.178	<b>17.970</b>
7	15:37:13.874	<b>1:01.050</b>	87.4	19.773	23.269	18.008
8	15:38:14.285	<b>1:00.411</b>	87.3	<b>19.583</b>	22.830	17.998
9	15:39:15.828	<b>1:01.543</b>	86.1	20.235	23.300	18.008
10	15:40:16.883	<b>1:01.055</b>	87.0	19.984	22.927	18.144
11	15:41:17.782	<b>1:00.899</b>	86.0	19.718	<b>22.694</b>	18.487

<b>(70) Oly MORTIMER</b>						
1	15:29:59.963		66.9		27.815	21.391
2	15:31:07.492	<b>1:07.529</b>	75.7	22.688	24.948	19.893
3	15:32:09.828	<b>1:02.336</b>	75.7	20.076	23.136	19.124
4	15:33:15.555	<b>1:05.727</b>	76.5	21.404	24.848	19.475
5	15:34:17.364	<b>1:01.809</b>	76.1	19.889	<b>22.989</b>	<b>18.931</b>
6	15:35:19.287	<b>1:01.923</b>	76.0	<b>19.852</b>	23.066	19.005
7	15:36:27.366	<b>1:08.079</b>	76.6	22.799	25.064	20.216
8	15:37:29.268	<b>1:01.902</b>	76.6	19.947	22.992	18.963
9	15:38:35.966	<b>1:06.698</b>	<b>76.8</b>	22.085	25.232	19.381
10	15:39:43.692	<b>1:07.726</b>	76.6	21.068	26.214	20.444
11	15:40:57.900	<b>1:14.208</b>	29.6	20.168	26.604	27.436

<b>(20) Kyle REID</b>						
1	15:29:47.231		77.0		24.923	19.604
2	15:30:52.725	<b>1:05.494</b>	77.3	20.875	23.908	20.711
3	15:31:54.795	<b>1:02.070</b>	77.1	19.963	23.158	18.949
4	15:32:58.844	<b>1:04.049</b>	77.0	20.830	24.136	19.083
5	15:34:00.788	<b>1:01.944</b>	77.1	19.927	23.137	<b>18.880</b>
6	15:35:04.909	<b>1:04.121</b>	36.0	19.971	23.172	20.978
7	15:36:57.385	<b>1:52.476</b>	<b>77.4</b>	1:08.437	24.634	19.405
8	15:37:59.558	<b>1:02.173</b>	77.0	19.894	23.194	19.085
9	15:39:02.760	<b>1:03.202</b>	77.0	20.225	23.274	19.703
10	15:40:04.856	<b>1:02.096</b>	75.1	<b>19.886</b>	<b>23.012</b>	19.198
11	15:41:13.814	<b>1:08.958</b>	35.5	22.126	25.542	21.290

<b>(25) Chad LITTLE</b>						
1	15:29:46.945		72.4		25.105	19.719
2	15:30:50.541	<b>1:03.596</b>	74.3	20.612	23.703	19.281
3	15:31:53.524	<b>1:02.983</b>	76.3	20.282	23.722	18.979
4	15:32:56.012	<b>1:02.488</b>	75.8	20.168	23.253	19.067
5	15:33:58.208	<b>1:02.196</b>	76.1	20.097	23.133	18.966
6	15:35:00.327	<b>1:02.119</b>	<b>76.8</b>	20.090	<b>23.059</b>	18.970
7	15:36:02.790	<b>1:02.463</b>	76.3	<b>19.988</b>	23.426	19.049
8	15:37:04.819	<b>1:02.029</b>	76.5	20.008	23.091	<b>18.930</b>
9	15:38:06.920	<b>1:02.101</b>	76.3	19.989	23.078	19.034
10	15:39:09.151	<b>1:02.231</b>	76.3	20.025	23.158	19.048
11	15:40:11.599	<b>1:02.448</b>	76.1	20.138	23.182	19.128
12	15:41:18.262	<b>1:06.663</b>	22.4	20.493	23.641	22.529

Lap	Time of Day	Lap Tm	SFSpd	S1	S2	S3
<b>(22) Jason BALLANTYNE</b>						
1	15:29:41.674		76.9		24.718	19.095
2	15:30:45.301	<b>1:03.627</b>	76.9	20.651	23.803	19.173
3	15:31:47.541	<b>1:02.240</b>	77.9	20.150	23.314	<b>18.776</b>
4	15:32:49.754	<b>1:02.213</b>	77.6	19.949	23.329	18.935
5	15:33:52.201	<b>1:02.447</b>	77.8	<b>19.891</b>	23.206	19.350
6	15:34:54.846	<b>1:02.645</b>	77.6	20.126	23.569	18.950
7	15:35:57.413	<b>1:02.567</b>	75.1	20.148	23.241	19.178
8	15:37:01.130	<b>1:03.717</b>	77.1	20.169	23.854	19.694
9	15:38:03.690	<b>1:02.560</b>	77.1	20.099	23.393	19.068
10	15:39:05.733	<b>1:02.043</b>	77.7	20.085	<b>23.079</b>	18.879
11	15:40:08.243	<b>1:02.510</b>	76.6	20.180	23.266	19.064
12	15:41:10.559	<b>1:02.316</b>	<b>78.0</b>	20.202	23.166	18.948

<b>(91) Robbie DALGLEISH</b>						
1	15:29:51.984		75.6		26.355	20.380
2	15:30:55.514	<b>1:03.530</b>	76.0	20.707	23.709	19.114
3	15:31:58.414	<b>1:02.900</b>	76.0	20.273	23.574	19.053
4	15:33:00.755	<b>1:02.341</b>	76.7	20.215	23.139	18.987
5	15:34:03.330	<b>1:02.575</b>	76.8	20.063	23.471	19.041
6	15:35:05.383	<b>1:02.053</b>	76.4	20.006	<b>23.104</b>	<b>18.943</b>
7	15:36:07.723	<b>1:02.340</b>	76.6	20.174	23.153	19.013
8	15:37:10.000	<b>1:02.277</b>	76.2	20.059	23.148	19.070
9	15:38:12.262	<b>1:02.262</b>	76.4	20.022	23.146	19.094
10	15:39:14.507	<b>1:02.245</b>	76.3	<b>19.994</b>	23.224	19.027
11	15:40:16.867	<b>1:02.360</b>	76.7	20.091	23.284	18.985
12	15:41:19.394	<b>1:02.527</b>	<b>77.0</b>	20.245	23.148	19.134

<b>(18) Daniel PATTERSON</b>						
1	15:30:00.292		72.6		27.856	21.065
2	15:31:04.912	<b>1:04.620</b>	77.2	21.075	24.362	19.183
3	15:32:07.502	<b>1:02.590</b>	76.9	20.126	23.430	19.034
4	15:33:12.415	<b>1:04.913</b>	76.7	22.359	23.559	<b>18.995</b>
5	15:34:15.369	<b>1:02.954</b>	74.6	20.096	23.521	19.337
6	15:35:20.513	<b>1:05.144</b>	77.0	20.792	25.192	19.160
7	15:36:23.271	<b>1:02.758</b>	76.3	20.288	23.360	19.110
8	15:37:25.623	<b>1:02.352</b>	<b>77.8</b>	20.113	23.160	19.079
9	15:38:28.171	<b>1:02.548</b>	77.3	20.320	23.162	19.066
10	15:39:30.332	<b>1:02.161</b>	76.9	20.011	23.069	19.081
11	15:40:32.642	<b>1:02.310</b>	76.9	20.099	23.096	19.115
12	15:41:34.697	<b>1:02.055</b>	77.0	<b>20.007</b>	<b>22.992</b>	19.056

<b>(65) Jack IRVINE</b>						
1	15:29:38.939		75.5		24.430	19.383
2	15:30:42.447	<b>1:03.508</b>	75.9	20.575	23.855	19.078
3	15:31:45.817	<b>1:03.370</b>	76.4	20.095	24.205	19.070
4	15:32:48.272	<b>1:02.455</b>	76.2	20.051	23.328	19.076
5	15:33:52.561	<b>1:04.289</b>	<b>78.0</b>	20.140	23.528	20.621
6	15:34:58.037	<b>1:05.476</b>	33.8	20.681	23.656	21.139
7	15:36:56.946	<b>1:58.909</b>	76.4	1:16.553	23.320	<b>19.036</b>
8	15:37:59.344	<b>1:02.398</b>	77.2	20.108	<b>23.253</b>	19.037
9	15:39:02.148	<b>1:02.804</b>	76.3	20.093	23.338	19.373
10	15:40:04.844	<b>1:02.696</b>	76.9	<b>20.048</b>	23.295	19.353
11	15:41:08.207	<b>1:03.363</b>	76.3	20.289	23.687	19.387

<b>(23) Ian MUNRO</b>						
1	15:29:40.848		75.5		24.829	19.500
2	15:30:45.702	<b>1:04.854</b>	<b>76.4</b>	21.039	24.616	19.199
3	15:31:48.542	<b>1:02.840</b>	76.1	20.302	23.464	19.074
4	15:32:51.943	<b>1:03.401</b>	75.5	20.645	23.568	19.188
5	15:33:55.009	<b>1:03.066</b>	76.0	20.357	23.487	19.222
6	15:34:57.924	<b>1:02.915</b>	75.7	20.272	23.475	19.168
7	15:36:00.774	<b>1:02.850</b>	75.8	20.364	23.427	<b>19.059</b>
8	15:37:03.459	<b>1:02.685</b>	76.0	20.226	23.381	19.078
9	15:38:06.034	<b>1:02.575</b>	76.1	20.187	<b>23.255</b>	19.133

**Clerk of the Course**
**Orbits**

**Sig :** \_\_\_\_\_ **Time :** \_\_\_\_\_  
**Chief Timekeeper - Ian Sharp (SMART Timing)**  
**Results available at [www.smart-timing.co.uk](http://www.smart-timing.co.uk) and [www.speedhive.com](http://www.speedhive.com)**



**KMSC/SMRC - Best of Scottish Motorsport**
**Scottish Mini Cooper & Cooper S Cup**
**Knockhill 1.267 miles**
**Qualifying 3**
**20/04/2024 15:20**
**Practice (12:00 Time) started at 15:28:34**

Lap	Time of Day	Lap Tm	SFSpd	S1	S2	S3
10	15:39:08.749	<b>1:02.715</b>	75.9	<b>20.162</b>	23.429	19.124
11	15:40:11.831	<b>1:03.082</b>	75.3	20.163	23.285	19.634
12	15:41:15.234	<b>1:03.403</b>	76.3	20.650	23.545	19.208

(53) Stuart McPHADEN

Lap	Time of Day	Lap Tm	SFSpd	S1	S2	S3
1	15:30:03.291		70.6			
2	15:31:10.953		76.3	21.195	<b>25.070</b>	<b>21.397</b>
3	15:32:13.603	<b>1:02.650</b>	75.8	<b>20.069</b>		
4	15:33:18.100	<b>1:04.497</b>	76.5	20.609		
5	15:34:20.981	<b>1:02.881</b>	75.4	20.147		
6	15:35:23.781	<b>1:02.800</b>	75.9	20.186		
7	15:36:32.413	<b>1:08.632</b>	<b>76.9</b>	21.844		
8	15:37:35.623	<b>1:03.210</b>	75.3	20.126		
9	15:38:40.588	<b>1:04.965</b>	76.3			
10	15:39:46.392	<b>1:05.804</b>	76.7	20.119		
11	15:40:49.162	<b>1:02.770</b>	75.9	20.168		

(88) Barry HOLMES

Lap	Time of Day	Lap Tm	SFSpd	S1	S2	S3
1	15:30:24.041		75.2		31.662	21.408
2	15:31:29.666	<b>1:05.625</b>	76.4	21.374	24.799	19.452
3	15:32:33.893	<b>1:04.227</b>	76.7	20.920	24.164	19.143
4	15:33:37.577	<b>1:03.684</b>	77.0	20.636	23.875	19.173
5	15:34:40.901	<b>1:03.324</b>	76.9	20.610	23.698	19.016
6	15:35:47.582	<b>1:06.681</b>	77.0	20.709	24.980	20.992
7	15:36:50.540	<b>1:02.958</b>	<b>77.8</b>	<b>20.423</b>	23.585	18.950
8	15:37:54.866	<b>1:04.326</b>	76.3	21.032	23.750	19.544
9	15:38:58.153	<b>1:03.287</b>	76.8	20.618	23.650	19.019
10	15:40:01.165	<b>1:03.012</b>	77.0	20.591	<b>23.506</b>	<b>18.915</b>
11	15:41:16.101	<b>1:14.936</b>	24.0	22.057	28.738	24.141

(27) Martin WIJETUNGA

Lap	Time of Day	Lap Tm	SFSpd	S1	S2	S3
1	15:30:22.578		75.1		33.043	20.145
2	15:31:27.922	<b>1:05.344</b>	76.0	21.252	24.706	19.386
3	15:32:31.988	<b>1:04.066</b>	75.8	20.554	24.143	19.369
4	15:33:35.864	<b>1:03.876</b>	75.7	20.602	24.011	19.263
5	15:34:38.997	<b>1:03.133</b>	<b>76.1</b>	20.403	23.646	19.084
6	15:35:42.605	<b>1:03.608</b>	76.1	<b>20.260</b>	<b>23.545</b>	19.803
7	15:36:46.468	<b>1:03.863</b>	75.4	20.665	23.932	19.266
8	15:37:49.884	<b>1:03.416</b>	75.7	20.468	23.881	<b>19.067</b>
9	15:38:57.138	<b>1:07.254</b>	28.8	20.744	24.108	22.402
10	15:41:16.512	<b>2:19.374</b>	76.0	1:36.019	24.240	19.115

(52) Michael WILLIAMS

Lap	Time of Day	Lap Tm	SFSpd	S1	S2	S3
1	15:29:44.393		72.4		26.267	21.148
2	15:30:49.621	<b>1:05.228</b>	74.2	21.373	24.354	19.501
3	15:31:54.445	<b>1:04.824</b>	75.1	20.792	24.428	19.604
4	15:33:03.207	<b>1:08.762</b>	75.1	20.908	26.180	21.674
5	15:34:07.030	<b>1:03.823</b>	75.3	20.434	23.728	19.661
6	15:35:11.338	<b>1:04.308</b>	74.1	20.570	23.701	20.037
7	15:36:15.207	<b>1:03.869</b>	75.7	20.798	23.827	19.244
8	15:37:18.810	<b>1:03.603</b>	75.6	20.478	23.841	19.284
9	15:38:22.307	<b>1:03.497</b>	75.4	20.455	23.686	19.356
10	15:39:25.543	<b>1:03.236</b>	75.6	20.403	<b>23.592</b>	<b>19.241</b>
11	15:40:28.945	<b>1:03.402</b>	<b>75.9</b>	20.395	23.717	19.290
12	15:41:32.297	<b>1:03.352</b>	75.3	<b>20.198</b>	23.814	19.340

(80) Ross FOSTER

Lap	Time of Day	Lap Tm	SFSpd	S1	S2	S3
1	15:30:08.751		74.7		29.285	23.090
2	15:31:14.233	<b>1:05.482</b>	75.9	21.188	23.881	20.413
3	15:32:18.558	<b>1:04.325</b>	75.7	20.967	23.830	19.528
4	15:33:23.276	<b>1:04.718</b>	76.0	21.039	23.978	19.701
5	15:34:27.937	<b>1:04.661</b>	75.8	20.684	24.006	19.971
6	15:35:33.189	<b>1:05.252</b>	75.2	20.891	24.730	19.631
7	15:36:37.896	<b>1:04.707</b>	75.3	20.793	24.176	19.738
8	15:37:42.300	<b>1:04.404</b>	75.3	20.758	24.186	19.460
9	15:38:46.150	<b>1:03.850</b>	75.3	20.595	23.905	19.350

Lap	Time of Day	Lap Tm	SFSpd	S1	S2	S3
10	15:39:49.541	<b>1:03.391</b>	<b>76.1</b>	20.670	<b>23.485</b>	<b>19.236</b>
11	15:40:53.514	<b>1:03.973</b>	75.7	<b>20.519</b>	24.014	19.440

(16) William SMITH

Lap	Time of Day	Lap Tm	SFSpd	S1	S2	S3
1	15:30:28.257		73.7		36.362	23.087
2	15:31:38.369	<b>1:10.112</b>	75.8	23.660	26.597	19.855
3	15:32:44.597	<b>1:06.228</b>	75.2	21.391	25.001	19.836
4	15:33:50.037	<b>1:05.440</b>	75.5	21.341	24.458	19.641
5	15:34:58.992	<b>1:08.955</b>	75.6	21.382	26.909	20.664
6	15:36:03.951	<b>1:04.959</b>	<b>76.6</b>	20.795	<b>23.894</b>	20.270
7	15:37:07.480	<b>1:03.529</b>	76.0	<b>20.503</b>	<b>23.662</b>	19.364
8	15:38:13.242	<b>1:05.762</b>	76.0	20.909	24.859	19.994
9	15:39:17.438	<b>1:04.196</b>	75.6	20.744	23.756	19.696
10	15:40:21.811	<b>1:04.373</b>	75.9	20.941	24.072	<b>19.360</b>
11	15:41:30.270	<b>1:08.459</b>	28.4	20.867	23.957	23.635

(5) Jonathan WILD

Lap	Time of Day	Lap Tm	SFSpd	S1	S2	S3
1	15:30:12.172		73.2		29.621	23.371
2	15:31:20.190	<b>1:08.018</b>	74.2	21.722	25.501	20.795
3	15:32:26.103	<b>1:05.913</b>	74.3	21.207	24.884	19.822
4	15:33:31.328	<b>1:05.225</b>	74.6	21.234	24.424	19.567
5	15:34:36.120	<b>1:04.792</b>	74.7	21.004	24.138	19.650
6	15:35:42.076	<b>1:05.956</b>	74.3	21.499	24.627	19.830
7	15:36:47.563	<b>1:05.487</b>	<b>75.1</b>	21.947	24.009	19.531
8	15:37:51.194	<b>1:03.631</b>	74.7	20.768	<b>23.668</b>	<b>19.195</b>
9	15:38:55.092	<b>1:03.898</b>	74.7	<b>20.634</b>	23.864	19.400
10	15:39:59.895	<b>1:04.803</b>	73.8	20.886	24.229	19.688
11	15:41:20.687	<b>1:20.792</b>	74.8	25.604	33.308	21.880

(12) Jacob HEAP

Lap	Time of Day	Lap Tm	SFSpd	S1	S2	S3
1	15:29:45.159		74.6		25.847	20.974
2	15:30:51.070	<b>1:05.911</b>	74.9	21.454	24.444	20.013
3	15:31:55.450	<b>1:04.380</b>	75.9	20.787	23.920	19.673
4	15:32:59.679	<b>1:04.229</b>	<b>76.0</b>	20.755	24.100	19.374
5	15:34:04.229	<b>1:04.550</b>	75.9	<b>20.475</b>	24.675	19.400
6	15:35:08.514	<b>1:04.285</b>	75.7	20.647	24.269	19.369
7	15:36:12.341	<b>1:03.827</b>	74.9	20.525	23.926	19.376
8	15:37:16.375	<b>1:04.034</b>	75.4	20.860	23.873	<b>19.301</b>
9	15:38:20.425	<b>1:04.050</b>	74.9	20.633	23.938	19.479
10	15:39:24.162	<b>1:03.737</b>	75.1	20.618	<b>23.759</b>	19.360
11	15:40:28.066	<b>1:03.904</b>	75.4	20.555	23.895	19.454
12	15:41:33.010	<b>1:04.944</b>	75.6	20.592	24.550	19.802

(164) Curtis PATERSON

Lap	Time of Day	Lap Tm	SFSpd	S1	S2	S3
1	15:30:29.627		71.1		35.290	24.003
2	15:31:39.312	<b>1:09.685</b>	74.9	23.199	26.339	20.147
3	15:33:19.983	<b>1:40.671</b>	36.4	45.064	30.122	25.485
4	15:35:41.131	<b>2:21.148</b>	72.9	1:35.058	25.759	20.331
5	15:36:50.072	<b>1:08.941</b>	74.5	25.060	<b>24.189</b>	19.692
6	15:37:57.213	<b>1:07.141</b>	73.9	23.050	24.451	<b>19.640</b>
7	15:39:03.619	<b>1:06.406</b>	<b>75.1</b>	21.143	24.489	20.774
8	15:40:08.942	<b>1:05.323</b>	75.1	20.996	24.315	20.012
9	15:41:18.026	<b>1:09.084</b>	75.0	<b>20.868</b>	28.366	19.850

(13) Blair DRYBURGH

Lap	Time of Day	Lap Tm	SFSpd	S1	S2	S3
1	15:33:23.435		66.3		30.130	22.008
2	15:34:34.795	<b>1:11.360</b>	70.3	23.330	26.673	21.357
3	15:35:44.834	<b>1:10.039</b>	39.8	22.364	25.005	22.670
4	15:37:25.563	<b>1:40.729</b>	<b>73.1</b>	55.860	24.741	20.128
5	15:38:31.328	<b>1:05.765</b>	73.0	21.492	24.290	<b>19.983</b>
6	15:39:38.482	<b>1:07.154</b>	40.7	<b>21.218</b>	<b>24.259</b>	21.677

(333) Ewan ROBERTSON

Lap	Time of Day	Lap Tm	SFSpd	S1	S2	S3
1	15:38:34.397		<b>75.0</b>		25.520	<b>19.638</b>
2	15:39:40.317	<b>1:05.920</b>	74.3	<b>21.610</b>	<b>24.666</b>	19.644
3	15:40:47.313	<b>1:06.996</b>	74.1</			

**KMSC/SMRC - Best of Scottish Motorsport**

Scottish Mini Cooper &amp; Cooper S Cup

Knockhill 1.267 miles

Race 4 - 1st Race

20/04/2024 16:50

Race (12 Laps)

POLE POSITION

**2**

14 Rich FLETT 1:00.411
---------------------------

**1**

97 Jamie BLAKE 59.153
--------------------------

**1**

**4**

**3**

**2**

**6**

**5**

**3**

**8**

20 Kyle REID 1:01.944
--------------------------

**7**

70 Oly MORTIMER 1:01.809
-----------------------------

**4**

**10**

22 Jason BALLANTYNE 1:02.043
---------------------------------

**9**

25 Chad LITTLE 1:02.029
----------------------------

**5**

**12**

18 Daniel PATTERSON 1:02.055
---------------------------------

**11**

91 Robbie DALGLEISH 1:02.053
---------------------------------

**6**

**14**

23 Ian MUNRO 1:02.575
--------------------------

**13**

65 Jack IRVINE 1:02.455
----------------------------

**7**

**16**

88 Barry HOLMES 1:02.958
-----------------------------

**15**

53 Stuart McPHADEN 1:02.650
--------------------------------

**8**

**18**

52 Michael WILLIAMS 1:03.236
---------------------------------

**17**

27 Martin WIJETUNGA 1:03.133
---------------------------------

**9**

**20**

16 William SMITH 1:03.529
------------------------------

**19**

80 Ross FOSTER 1:03.391
----------------------------

**10**

Clerk of the Course

Orbits

 Sig :                      Time :  
 Chief Timekeeper - Ian Sharp (SMART Timing)  
 Results available at [www.smart-timing.co.uk](http://www.smart-timing.co.uk) and [www.speedhive.com](http://www.speedhive.com)




**KMSC/SMRC - Best of Scottish Motorsport**

Scottish Mini Cooper &amp; Cooper S Cup

Knockhill 1.267 miles

Race 4 - 1st Race

20/04/2024 16:50

Race (12 Laps)

**22**12 Jacob HEAP  
1:03.737**21**5 Jonathan WILD  
1:03.631**11****24**13 Blair DRYBURGH  
1:05.765**23**164 Curtis PATERSON  
1:05.323**12****25**333 Ewan ROBERTSON  
1:05.920**13**

Clerk of the Course

Orbits

Sig : Time :  
Chief Timekeeper - Ian Sharp (SMART Timing)  
Results available at [www.smart-timing.co.uk](http://www.smart-timing.co.uk) and [www.speedhive.com](http://www.speedhive.com)

Printed: 20/04/2024 15:45:04

motor  
sport  
UK**RACE  
WITH  
RESPECT**



Bulletin No. \_\_\_\_\_

**KMSC/SMRC - Best of Scottish Motorsport****Sorted on best lap time**

Scottish Fiesta ST Cup

Knockhill 1.267 miles

Qualifying 4

20/04/2024 15:40

Practice (12:00 Time) started at 15:45:25

Pos	No.	Name	Make/Model	CC	Class	Laps	Best Tm	Diff	Best Speed	2nd Best
1	52	Dave COLVILLE	Ford Fiesta ST	2000	ST	12	1:02.038		73.517	1:02.165
2	147	Gerry HENDRY	Ford Fiesta ST	2000	ST	12	1:02.038		73.517	1:02.239
3	31	Broddy ORR	Ford Fiesta ST	2000	ST	12	1:02.085	0.047	73.461	1:02.292
4	21	Kieren PREEDY	Ford Fiesta ST	2000	ST	11	1:02.191	0.153	73.336	1:02.209
5	95	Paul CURTIS	Ford Fiesta ST	2000	ST	11	1:02.431	0.393	73.054	1:02.486
6	68	Arran WARD	Ford Fiesta ST	2000	ST	12	1:02.512	0.474	72.959	1:02.833
7	5	Lorn MURRAY	Ford Fiesta ST	2000	STC	11	1:02.515	0.477	72.956	1:03.005
8	99	James DICKIE	Ford Fiesta ST	2000	STN	12	1:02.820	0.782	72.602	1:02.850
9	35	Andrew MACKIE	Ford Fiesta ST	2000	ST	12	1:02.847	0.809	72.571	1:02.953
10	83	Sophie KINGHORN	Ford Fiesta ST	2000	STCN	11	1:03.356	1.318	71.987	1:03.540
11	30	Michael GORDON	Ford Fiesta ST	2000	STN	11	1:03.508	1.470	71.815	1:03.654
12	3	Stewart SCOTT	Ford Fiesta ST	2000	ST	11	1:03.699	1.661	71.600	1:04.087
13	7	Stuart MURRAY	Ford Fiesta ST	2000	STC	11	1:03.894	1.856	71.381	1:04.004
14	14	Duncan STEELE	Ford Fiesta ST	2000	STC	11	1:03.927	1.889	71.345	1:04.102
15	58	Kenneth LEES	Ford Fiesta ST	2000	STCN	11	1:04.164	2.126	71.081	1:04.242
16	79	Calum BRUCE	Ford Fiesta ST	2000	STN	11	1:04.457	2.419	70.758	1:05.018
17	23	Lucy HALES-MAVER	Ford Fiesta ST	2000	ST	11	1:04.618	2.580	70.582	1:04.833
18	32	Daniel FORBES	Ford Fiesta ST	2000	STN	11	1:07.025	4.987	68.047	1:07.433

Clerk of the Course

Orbits

Sig : Time :  
 Chief Timekeeper - Ian Sharp (SMART Timing)  
 Results available at [www.smart-timing.co.uk](http://www.smart-timing.co.uk) and [www.speedhive.com](http://www.speedhive.com)

Printed: 21/04/2024 15:17:14

motor  
sport  
UKRACE  
WITH  
RESPECT



# KMSC/SMRC - Best of Scottish Motorsport

## Scottish Fiesta ST Cup

Knockhill 1.267 miles

### Qualifying 4

20/04/2024 15:40

Practice (12:00 Time) started at 15:45:25

Lap	Time of Day	Lap Tm	SFSpd	S1	S2	S3
<b>(52) Dave COLVILLE</b>						
1	15:46:46.451		<b>82.4</b>		25.940	18.774
2	15:47:48.829	<b>1:02.378</b>	81.0	20.318	23.410	18.650
3	15:48:50.994	<b>1:02.165</b>	81.5	20.291	23.354	<b>18.520</b>
4	15:49:53.032	<b>1:02.038</b>	81.6	<b>20.176</b>	<b>23.208</b>	18.654
5	15:51:01.489	<b>1:08.457</b>	81.0			18.604
6	15:52:03.852	<b>1:02.363</b>	80.8	20.287	23.333	18.743
7	15:53:06.310	<b>1:02.458</b>	80.3	20.232	23.393	18.833
8	15:54:09.207	<b>1:02.897</b>	80.5	20.455	23.591	18.851
9	15:55:11.684	<b>1:02.477</b>	80.6	20.285	23.318	18.874
10	15:56:14.044	<b>1:02.360</b>	80.9	20.234	23.365	18.761
11	15:57:16.443	<b>1:02.399</b>	80.3	20.191	23.250	18.958
12	15:58:21.990	<b>1:05.547</b>	27.9	20.234	23.421	21.892

<b>(147) Gerry HENDRY</b>						
1	15:46:31.483		81.7		25.582	19.116
2	15:47:34.176	<b>1:02.693</b>	81.7	<b>20.062</b>	23.830	18.801
3	15:48:36.525	<b>1:02.349</b>	81.7	20.185	23.422	18.742
4	15:49:38.936	<b>1:02.411</b>	82.0	20.071	23.508	18.832
5	15:50:41.404	<b>1:02.468</b>	81.9	20.168	23.565	18.735
6	15:51:43.643	<b>1:02.239</b>	81.4	20.077	23.436	18.726
7	15:52:46.065	<b>1:02.422</b>	81.8	20.078	23.557	18.787
8	15:53:53.012	<b>1:06.947</b>	81.8	20.464	26.149	20.334
9	15:54:55.325	<b>1:02.313</b>	81.3	20.079	23.507	18.727
10	15:55:57.637	<b>1:02.312</b>	<b>82.1</b>	20.141	23.459	18.712
11	15:56:59.675	<b>1:02.038</b>	81.6	20.090	<b>23.399</b>	<b>18.549</b>
12	15:58:01.927	<b>1:02.252</b>	81.7	20.101	23.482	18.669

<b>(31) Broddy ORR</b>						
1	15:46:43.154		79.9		26.611	20.114
2	15:47:45.724	<b>1:02.570</b>	80.5	20.157	23.477	18.936
3	15:48:48.213	<b>1:02.489</b>	80.2	20.006	23.228	19.255
4	15:49:50.505	<b>1:02.292</b>	80.8	20.173	23.215	<b>18.904</b>
5	15:50:54.004	<b>1:03.499</b>	<b>81.0</b>	20.053	24.338	19.108
6	15:52:00.323	<b>1:06.319</b>	80.5	<b>19.917</b>	26.924	19.478
7	15:53:02.408	<b>1:02.085</b>	80.2	20.031	<b>23.092</b>	18.962
8	15:54:06.453	<b>1:04.045</b>	77.4	20.155	23.571	20.319
9	15:55:14.503	<b>1:08.050</b>	80.5	23.020	25.748	19.282
10	15:56:17.470	<b>1:02.967</b>	80.8	19.939	24.036	18.992
11	15:57:20.926	<b>1:03.456</b>	80.4	19.955	24.346	19.155
12	15:58:26.836	<b>1:05.910</b>	26.2	20.021	23.424	22.465

<b>(21) Kieren PREEDY</b>						
1	15:47:06.295		81.8		29.218	21.073
2	15:48:08.919	<b>1:02.624</b>	<b>82.3</b>	20.427	23.475	<b>18.722</b>
3	15:49:18.791	<b>1:09.872</b>	81.3	22.713	26.887	20.272
4	15:50:21.037	<b>1:02.246</b>	81.2	20.205	<b>23.141</b>	18.900
5	15:51:30.489	<b>1:09.452</b>	81.4	20.428	25.558	23.466
6	15:52:42.384	<b>1:11.895</b>	81.1	20.387	31.145	20.363
7	15:53:44.593	<b>1:02.209</b>	81.4	20.144	23.208	18.857
8	15:54:49.205	<b>1:04.612</b>	81.0	20.880	24.536	19.196
9	15:55:51.396	<b>1:02.191</b>	80.7	<b>20.087</b>	23.178	18.926
10	15:56:53.724	<b>1:02.328</b>	81.2	20.138	23.296	18.894
11	15:57:57.306	<b>1:03.582</b>	79.6	20.102	23.478	20.002

<b>(95) Paul CURTIS</b>						
1	15:46:47.294		<b>81.4</b>		26.610	19.400
2	15:47:50.030	<b>1:02.736</b>	80.5	<b>20.142</b>	23.648	18.946
3	15:48:52.461	<b>1:02.431</b>	80.9	20.262	23.263	<b>18.906</b>
4	15:50:00.150	<b>1:07.689</b>	79.9	21.378	27.307	19.004
5	15:51:02.636	<b>1:02.486</b>	80.0	20.350	<b>23.225</b>	18.911
6	15:52:05.310	<b>1:02.674</b>	80.7	20.228	23.300	19.146
7	15:53:08.794	<b>1:03.484</b>	79.0	20.662	23.654	19.168
8	15:54:11.547	<b>1:02.753</b>	79.9	20.276	23.281	19.196
9	15:55:30.515	<b>1:18.968</b>	30.4	21.628	30.666	26.674

Lap	Time of Day	Lap Tm	SFSpd	S1	S2	S3
10	15:57:24.984	<b>1:54.469</b>	79.9	1:10.269	25.234	18.966
11	15:58:56.495	<b>1:31.511</b>	32.1			29.042

<b>(68) Arran WARD</b>						
1	15:46:37.804		82.0		23.819	<b>18.703</b>
2	15:47:41.969	<b>1:04.165</b>	<b>82.2</b>	21.266	23.719	19.180
3	15:48:45.160	<b>1:03.191</b>	81.7	20.634	23.723	18.834
4	15:49:47.672	<b>1:02.512</b>	81.0	20.259	23.434	18.819
5	15:50:50.505	<b>1:02.833</b>	80.9	20.324	<b>23.412</b>	19.097
6	15:51:53.410	<b>1:02.905</b>	81.1	20.398	23.683	18.824
7	15:52:56.307	<b>1:02.897</b>	80.7	20.313	23.655	18.929
8	15:53:59.237	<b>1:02.930</b>	80.6	20.502	23.497	18.931
9	15:55:03.820	<b>1:04.583</b>	80.8	20.455	25.036	19.092
10	15:56:06.850	<b>1:03.030</b>	80.6	<b>20.214</b>	23.729	19.087
11	15:57:09.888	<b>1:03.038</b>	80.6	20.326	23.641	19.071
12	15:58:13.001	<b>1:03.113</b>	80.2	20.368	23.706	19.039

<b>(5) Lorn MURRAY</b>						
1	15:46:45.968		79.2		27.236	19.573
2	15:47:49.527	<b>1:03.559</b>	<b>81.0</b>	21.141	23.704	<b>18.714</b>
3	15:48:52.042	<b>1:02.515</b>	80.7	20.348	<b>23.377</b>	18.790
4	15:49:55.047	<b>1:03.005</b>	79.6	<b>20.284</b>	<b>23.477</b>	18.974
5	15:51:01.839	<b>1:06.792</b>	52.8	20.545	25.179	21.068
6	15:52:08.162	<b>1:06.323</b>	79.6	23.311	24.012	19.000
7	15:53:11.454	<b>1:03.292</b>	79.6	20.496	23.850	18.946
8	15:54:14.757	<b>1:03.303</b>	79.4	20.491	23.860	18.952
9	15:55:18.280	<b>1:03.523</b>	79.6	20.534	23.982	19.007
10	15:56:21.332	<b>1:03.052</b>	78.8	20.306	23.736	19.010
11	15:57:29.361	<b>1:08.029</b>	79.6	21.636	26.604	19.789

<b>(99) James DICKIE</b>						
1	15:46:36.653		80.5		25.305	19.949
2	15:47:41.572	<b>1:04.919</b>	80.4	20.824	24.524	19.571
3	15:48:46.166	<b>1:04.594</b>	<b>80.7</b>	20.733	24.606	19.255
4	15:49:49.016	<b>1:02.850</b>	80.7	20.158	23.594	19.098
5	15:50:51.876	<b>1:02.860</b>	80.6	20.218	23.416	19.226
6	15:51:54.696	<b>1:02.320</b>	80.7	20.385	<b>23.396</b>	19.039
7	15:52:58.050	<b>1:03.354</b>	80.4	20.465	23.760	19.129
8	15:54:01.352	<b>1:03.302</b>	80.2	20.504	23.543	19.255
9	15:55:05.089	<b>1:03.737</b>	80.5	20.380	23.948	19.409
10	15:56:10.024	<b>1:04.935</b>	80.4	21.139	24.373	19.423
11	15:57:12.944	<b>1:02.920</b>	80.4	20.337	23.586	<b>18.997</b>
12	15:58:16.001	<b>1:03.057</b>	80.2	<b>20.134</b>	23.808	19.115

<b>(35) Andrew MACKIE</b>						
1	15:46:32.450		79.2		25.453	19.593
2	15:47:35.747	<b>1:03.297</b>	79.0	20.526	23.668	19.103
3	15:48:38.594	<b>1:02.847</b>	<b>79.8</b>	20.307	23.652	<b>18.888</b>
4	15:49:41.547	<b>1:02.953</b>	79.2	20.351	<b>23.595</b>	19.007
5	15:50:44.665	<b>1:03.118</b>	78.7	<b>20.292</b>	23.706	19.120
6	15:51:48.215	<b>1:03.550</b>	78.7	20.378	24.135	19.037
7	15:52:51.658	<b>1:03.443</b>	78.2	20.351	23.869	19.223
8	15:53:55.496	<b>1:03.838</b>	79.0	20.877	23.816	19.145
9	15:54:59.024	<b>1:03.528</b>	76.3	20.348	23.786	19.394
10	15:56:03.195	<b>1:04.171</b>	78.7	20.469	24.560	19.142
11	15:57:06.963	<b>1:03.768</b>	78.7	20.386	24.076	19.306
12	15:58:10.800	<b>1:03.837</b>	75.1	20.462	23.781	19.594

<b>(83) Sophie KINGHORN</b>						
1	15:46:53.954		<b>81.9</b>		25.440	19.387
2	15:48:00.406	<b>1:06.452</b>	79.3	20.829	25.539	20.084
3	15:49:03.977	<b>1:03.571</b>	80.8	20.559	23.889	19.123
4	15:50:07.333	<b>1:03.356</b>	80.5	20.488	<b>23.750</b>	19.118
5	15:51:10.949	<b>1:03.616</b>	80.6	20.586	23.959	<b>19.071</b>
6	15:52:14.662	<b>1:03.713</b>	80.9	<b>20.302</b>	24.241	19.170
7	15:53:18.202	<b>1:03.540</b>	80.8	20.368	23.999	19.173

Clerk of the Course Orbits

Sig : Time :  
Chief Timekeeper - Ian Sharp (SMART Timing)  
Results available at [www.smart-timing.co.uk](http://www.smart-timing.co.uk) and [www.speedhive.com](http://www.speedhive.com)  
Printed: 20/04/2024 16:04:53



**KMSC/SMRC - Best of Scottish Motorsport****Scottish Fiesta ST Cup****Knockhill 1.267 miles****Qualifying 4****20/04/2024 15:40****Practice (12:00 Time) started at 15:45:25**

Lap	Time of Day	Lap Tm	SFSpd	S1	S2	S3
8	15:54:31.126	<b>1:12.924</b>	80.1	21.670	30.792	20.462
9	15:55:34.687	<b>1:03.561</b>	81.0	20.486	23.920	19.155
10	15:56:38.353	<b>1:03.666</b>	80.7	20.633	23.935	19.098
11	15:57:42.078	<b>1:03.725</b>	80.3	20.623	23.979	19.123

Lap	Time of Day	Lap Tm	SFSpd	S1	S2	S3
9	15:55:38.154	<b>1:04.242</b>	81.0	20.848	24.309	19.085
10	15:56:42.423	<b>1:04.269</b>	81.4	20.867	24.310	19.092
11	15:57:46.954	<b>1:04.531</b>	81.2	20.906	24.379	19.246

**(30) Michael GORDON**

1	15:47:03.199		79.5		28.646	20.032
2	15:48:08.059	<b>1:04.860</b>	79.8	21.293	24.246	19.321
3	15:49:11.759	<b>1:03.700</b>	<b>80.1</b>	20.824	23.976	<b>18.900</b>
4	15:50:17.106	<b>1:05.347</b>	78.8	21.880	24.274	19.193
5	15:51:20.614	<b>1:03.508</b>	79.6	20.647	<b>23.746</b>	19.115
6	15:52:24.430	<b>1:03.816</b>	79.2	<b>20.604</b>	23.979	19.233
7	15:53:28.565	<b>1:04.135</b>	79.6	20.761	24.131	19.243
8	15:54:32.925	<b>1:04.360</b>	77.8	20.793	24.206	19.361
9	15:55:36.579	<b>1:03.654</b>	78.6	20.633	23.821	19.200
10	15:56:40.737	<b>1:04.158</b>	78.5	20.634	23.993	19.531
11	15:57:45.259	<b>1:04.522</b>	78.1	20.798	24.287	19.437

**(3) Stewart SCOTT**

1	15:46:48.857		79.6		29.597	20.372
2	15:47:53.121	<b>1:04.264</b>	81.1	21.137	24.221	<b>18.906</b>
3	15:48:57.416	<b>1:04.295</b>	80.9	20.788	24.267	19.240
4	15:50:01.811	<b>1:04.395</b>	81.0	20.999	24.209	19.187
5	15:51:05.898	<b>1:04.087</b>	<b>81.3</b>	<b>20.606</b>	24.473	19.008
6	15:52:10.132	<b>1:04.234</b>	81.1	20.760	24.164	19.310
7	15:53:13.831	<b>1:03.699</b>	80.4	20.635	<b>23.800</b>	19.264
8	15:54:18.131	<b>1:04.300</b>	80.6	20.739	24.323	19.238
9	15:55:22.420	<b>1:04.289</b>	80.3	20.713	24.361	19.215
10	15:56:27.103	<b>1:04.683</b>	79.7	20.736	24.617	19.330
11	15:57:32.999	<b>1:05.896</b>	80.7	21.666	24.886	19.344

**(7) Stuart MURRAY**

1	15:46:51.697		<b>80.2</b>		26.973	20.391
2	15:48:02.941	<b>1:11.244</b>	79.9	21.644	28.673	20.927
3	15:49:08.077	<b>1:05.136</b>	80.1	21.043	25.006	<b>19.087</b>
4	15:50:12.209	<b>1:04.132</b>	80.1	20.667	24.328	19.137
5	15:51:16.253	<b>1:04.044</b>	79.9	20.840	24.083	19.121
6	15:52:20.739	<b>1:04.486</b>	80.0	<b>20.638</b>	24.325	19.523
7	15:53:24.743	<b>1:04.004</b>	79.7	20.800	24.010	19.194
8	15:54:28.637	<b>1:03.894</b>	80.1	20.651	23.964	19.279
9	15:55:32.857	<b>1:04.220</b>	79.8	20.803	24.229	19.188
10	15:56:38.116	<b>1:05.259</b>	66.1	20.866	<b>23.882</b>	20.511
11	15:57:51.917	<b>1:13.801</b>	79.4	28.384	26.257	19.160

**(14) Duncan STEELE**

1	15:46:35.576		79.6		25.395	19.821
2	15:47:42.863	<b>1:07.287</b>	<b>80.9</b>	21.079	26.327	19.881
3	15:48:48.254	<b>1:05.391</b>	79.9	20.749	24.838	19.804
4	15:49:52.582	<b>1:04.328</b>	80.2	21.156	<b>23.965</b>	19.207
5	15:51:05.164	<b>1:12.582</b>	79.6	22.649	30.627	19.306
6	15:52:09.725	<b>1:04.561</b>	79.7	20.941	24.174	19.446
7	15:53:14.942	<b>1:05.217</b>	79.3	22.001	24.058	<b>19.158</b>
8	15:54:18.869	<b>1:03.927</b>	79.5	<b>20.632</b>	24.040	19.255
9	15:55:22.971	<b>1:04.102</b>	78.6	20.650	24.193	19.259
10	15:56:27.494	<b>1:04.523</b>	79.0	20.732	24.377	19.414
11	15:57:34.399	<b>1:06.905</b>	78.3	21.860	25.668	19.377

**(58) Kenneth LEES**

1	15:46:52.532		82.2		26.474	19.605
2	15:48:03.923	<b>1:11.391</b>	<b>82.3</b>	21.547	28.820	21.024
3	15:49:09.895	<b>1:05.972</b>	80.5	21.183	25.171	19.618
4	15:50:14.748	<b>1:04.853</b>	81.0	21.147	24.488	19.218
5	15:51:19.382	<b>1:04.634</b>	81.1	21.117	24.401	19.116
6	15:52:23.729	<b>1:04.347</b>	81.3	<b>20.771</b>	24.389	19.187
7	15:53:27.893	<b>1:04.164</b>	81.0	20.839	<b>24.256</b>	<b>19.069</b>
8	15:54:33.912	<b>1:06.019</b>	80.5	20.860	25.031	20.128

**(79) Calum BRUCE**

1	15:46:58.325		80.0			27.276	20.035
2	15:48:04.905	<b>1:06.580</b>	78.2	21.779		24.478	20.323
3	15:49:11.233	<b>1:06.328</b>	78.1	21.457		24.545	20.326
4	15:50:17.691	<b>1:06.458</b>	81.3	22.047		24.793	19.618
5	15:51:23.091	<b>1:05.400</b>	80.0	21.136		25.005	19.259
6	15:52:28.109	<b>1:05.018</b>	<b>81.5</b>	21.323		24.439	19.256
7	15:53:32.566	<b>1:04.457</b>	78.8	<b>21.040</b>		<b>24.184</b>	<b>19.233</b>
8	15:54:38.220	<b>1:05.654</b>	80.1	21.184		25.103	19.367
9	15:55:44.936	<b>1:06.716</b>	79.0	21.525		25.760	19.431
10	15:56:50.329	<b>1:05.393</b>	78.2	21.316		24.623	19.454
11	15:57:56.303	<b>1:05.974</b>	80.3	21.385		24.748	19.841

**(23) Lucy HALES-MAVER**

1	15:47:08.160		81.0			29.695	20.770
2	15:48:16.853	<b>1:08.693</b>	81.1	22.571		26.539	19.583
3	15:49:22.918	<b>1:06.065</b>	81.1	21.525		25.228	19.312
4	15:50:28.173	<b>1:05.255</b>	80.9	21.351		24.724	19.180
5	15:51:33.200	<b>1:05.027</b>	80.9	21.175		24.618	19.234
6	15:52:38.043	<b>1:04.843</b>	80.3	21.232		24.448	19.163
7	15:53:43.498	<b>1:05.455</b>	80.7	21.250		24.883	19.322
8	15:54:50.020	<b>1:06.522</b>	81.0	21.394		25.108	20.020
9	15:55:54.853	<b>1:04.833</b>	80.0	21.260		<b>24.292</b>	19.281
10	15:57:00.887	<b>1:06.034</b>	<b>81.2</b>	21.191		24.757	20.086
11	15:58:05.505	<b>1:04.618</b>	81.1	<b>21.149</b>		24.377	<b>19.092</b>

**(32) Daniel FORBES**

1	15:46:50.082						
2	15:48:01.117	<b>1:11.035</b>					
3	15:49:11.234	<b>1:10.117</b>					
4	15:50:21.256	<b>1:10.022</b>					
5	15:51:28.689	<b>1:07.433</b>	72.6				
6	15:52:35.714	<b>1:07.025</b>					
7	15:53:56.828	<b>1:21.114</b>					
8	15:55:07.612	<b>1:10.784</b>					
9	15:56:15.273	<b>1:07.661</b>					
10	15:57:23.676	<b>1:08.403</b>	<b>76.7</b>				
11	15:59:00.562	<b>1:36.886</b>	22.8				

**Clerk of the Course**

**Sig :** **Time :**  
**Chief Timekeeper - Ian Sharp (SMART Timing)**

**Results available at [www.smart-timing.co.uk](http://www.smart-timing.co.uk) and [www.speedhive.com](http://www.speedhive.com)**

**Printed: 20/04/2024 16:04:53**

**Orbits****RACE WITH RESPECT**



# KMSC/SMRC - Best of Scottish Motorsport

Scottish Fiesta ST Cup

Knockhill 1.267 miles

Race 6 - 1st Race

21/04/2024 10:00

Race (12 Laps)

POLE POSITION

**2**  
 147 Gerry HENDRY  
 1:02.038

**1**  
 52 Dave COLVILLE  
 1:02.038

1

**4**  
 21 Kieren PREEDY  
 1:02.191

**3**  
 31 Broddy ORR  
 1:02.085

2

**6**  
 68 Arran WARD  
 1:02.512

**5**  
 95 Paul CURTIS  
 1:02.431

3

**8**  
 99 James DICKIE  
 1:02.820

**7**  
 5 Lorn MURRAY  
 1:02.515

4

**10**  
 83 Sophie KINGHORN  
 1:03.356

**9**  
 35 Andrew MACKIE  
 1:02.847

5

**12**  
 3 Stewart SCOTT  
 1:03.699

**11**  
 30 Michael GORDON  
 1:03.508

6

**14**  
 14 Duncan STEELE  
 1:03.927

**13**  
 7 Stuart MURRAY  
 1:03.894

7

**16**  
 79 Calum BRUCE  
 1:04.457

**15**  
 58 Kenneth LEES  
 1:04.164

8

**18**  
 32 Daniel FORBES  
 1:07.025

**17**  
 23 Lucy HALES-MAVER  
 1:04.618

9

Clerk of the Course

Orbits

Sig : Time :  
 Chief Timekeeper - Ian Sharp (SMART Timing)  
 Results available at [www.smart-timing.co.uk](http://www.smart-timing.co.uk) and [www.speedhive.com](http://www.speedhive.com)



motor sport UK

RACE WITH RESPECT





Bulletin No. \_\_\_\_\_

**KMSC/SMRC - Best of Scottish Motorsport****Sorted on best lap time**

Scottish C1 Cup

Knockhill 1.267 miles

Qualifying 5 - AMENDED GRID

20/04/2024 16:00

Practice (12:00 Time) started at 16:01:20

Pos	No.	Name	Make/Model	CC	Class	Laps	Best Tm	Diff	Best Speed	2nd Best
1	24	Ayden WILSON	Citroen C1	1000	C1	10	1:09.473		65.649	1:09.560
2	99	Dan MARTIN	Citroen C1	1000	C1	11	1:09.715	0.242	65.421	1:09.918
3	51	Murray SCOTT	Citroen C1	1000	C1N	10	1:09.847	0.374	65.298	1:10.112
4	70	Andrew DAVIDSON	Citroen C1	1000	C1	11	1:09.975	0.502	65.178	1:10.471
5	27	James HITCHEN	Citroen C1	1000	C1	10	1:10.176	0.703	64.991	1:10.287
6	117	Marc NISBET	Citroen C1	1000	C1	10	1:10.218	0.745	64.953	1:10.323
7	77	James McCRACKEN	Citroen C1	1000	C1	10	1:10.589	1.116	64.611	1:10.636
8	19	Dale EDWARDS	Citroen C1	1000	C1N	10	1:10.884	1.411	64.342	1:10.934
9	6	Kenneth DOCK	Citroen C1	1000	C1	10	1:11.484	2.011	63.802	1:11.820
10	9	Matthew BALDIE	Citroen C1	1000	C1N	3	1:13.114	3.641	62.380	1:15.126
11	61	Ian COCHRANE	Citroen C1	1000	C1	10	1:13.264	3.791	62.252	1:13.367

**Announcements**

Car No.19 - Selected lap times disallowed - Exceeding track limits

17:22 AMENDED GRID Car No.24 - 10 place Grid penalty - Yellow flag infringement (Chp12, App8, Art10)

Clerk of the Course

Orbits

Sig : Time :

Chief Timekeeper - Ian Sharp (SMART Timing)

Results available at [www.smart-timing.co.uk](http://www.smart-timing.co.uk) and [www.speedhive.com](http://www.speedhive.com)

Printed: 21/04/2024 08:54:36

motor  
sport  
UK**RACE  
WITH  
RESPECT**



Bulletin No. \_\_\_\_\_

**KMSC/SMRC - Best of Scottish Motorsport****Sorted on best lap time**

Scottish C1 Cup

Knockhill 1.267 miles

Qualifying 5 - AMENDED GRID

20/04/2024 16:00

Practice (12:00 Time) started at 16:01:20

Pos	No.	Name	Make/Model	CC	Class	Laps	Best Tm	Diff	Best Speed	2nd Best
1	24	Ayden WILSON	Citroen C1	1000	C1	10	1:09.473		65.649	1:09.560
2	99	Dan MARTIN	Citroen C1	1000	C1	11	1:09.715	0.242	65.421	1:09.918
3	51	Murray SCOTT	Citroen C1	1000	C1N	10	1:09.847	0.374	65.298	1:10.112
4	70	Andrew DAVIDSON	Citroen C1	1000	C1	11	1:09.975	0.502	65.178	1:10.471
5	27	James HITCHEN	Citroen C1	1000	C1	10	1:10.176	0.703	64.991	1:10.287
6	117	Marc NISBET	Citroen C1	1000	C1	10	1:10.218	0.745	64.953	1:10.323
7	77	James McCRACKEN	Citroen C1	1000	C1	10	1:10.589	1.116	64.611	1:10.636
8	19	Dale EDWARDS	Citroen C1	1000	C1N	10	1:10.884	1.411	64.342	1:10.934
9	6	Kenneth DOCK	Citroen C1	1000	C1	10	1:11.484	2.011	63.802	1:11.820
10	9	Matthew BALDIE	Citroen C1	1000	C1N	3	1:13.114	3.641	62.380	1:15.126
11	61	Ian COCHRANE	Citroen C1	1000	C1	10	1:13.264	3.791	62.252	1:13.367

**Announcements**

Car No.19 - Selected lap times disallowed - Exceeding track limits

17:22 AMENDED GRID Car No.24 - 10 place Grid penalty - Overtaking under Yellow flags

Clerk of the Course

Orbits

Sig : Time :

Chief Timekeeper - Ian Sharp (SMART Timing)

Results available at [www.smart-timing.co.uk](http://www.smart-timing.co.uk) and [www.speedhive.com](http://www.speedhive.com)

Printed: 20/04/2024 17:54:39

motor  
sport  
UK**RACE  
WITH  
RESPECT**

**KMSC/SMRC - Best of Scottish Motorsport****Scottish C1 Cup****Knockhill 1.267 miles****Qualifying 5****20/04/2024 16:00****Practice (12:00 Time) started at 16:01:20**

Lap	Time of Day	Lap Tm	SFSpd	S1	S2	S3	Lap	Time of Day	Lap Tm	SFSpd	S1	S2	S3
<b>(24) Ayden WILSON</b>							3	16:05:03.199	<b>1:13.316</b>	54.7	22.748	27.280	23.288
1	16:02:39.562		54.2		27.625	22.829	4	16:06:14.743	<b>1:11.544</b>	65.7	23.769	<b>26.069</b>	<b>21.706</b>
2	16:04:01.161	<b>1:21.599</b>	65.3	26.081	33.530	21.988	5	16:07:25.907	<b>1:11.164</b>	65.6	22.582	26.835	21.747
3	16:05:11.454	<b>1:10.293</b>	65.2	22.380	26.210	21.703	6	16:08:37.193	<b>1:11.286</b>	<b>66.5</b>	22.662	26.900	21.724
4	16:06:21.589	<b>1:10.135</b>	65.3	22.454	26.012	21.669	7	16:09:47.516	<b>1:10.323</b>	66.4	22.411	26.153	21.759
5	16:07:32.851	<b>1:11.262</b>	65.9	22.456	27.343	<b>21.463</b>	8	16:10:57.734	<b>1:10.218</b>	66.0	<b>22.387</b>	26.100	21.731
6	16:08:42.324	<b>1:09.473</b>	65.7	<b>22.216</b>	25.769	21.488	9	16:12:11.087	<b>1:13.353</b>	65.4	23.079	28.237	22.037
7	16:09:51.884	<b>1:09.560</b>	65.5	22.321	<b>25.661</b>	21.578	10	16:13:21.970	<b>1:10.883</b>	66.4	22.710	26.134	22.039
8	16:11:01.990	<b>1:10.106</b>	65.6	22.258	25.865	21.983	<b>(77) James McCracken</b>						
9	16:12:11.592	<b>1:09.602</b>	<b>66.4</b>	22.262	25.830	21.510	1	16:02:43.117		65.4		28.519	22.554
10	16:13:24.692	<b>1:13.100</b>	66.0	22.598	27.326	23.176	2	16:03:55.142	<b>1:12.025</b>	65.5	23.542	26.470	22.013
<b>(99) Dan MARTIN</b>							3	16:05:06.933	<b>1:11.791</b>	65.3	23.136	26.631	22.024
1	16:02:41.801		65.2		31.073	23.396	4	16:06:17.990	<b>1:11.057</b>	65.3	23.072	26.124	21.861
2	16:03:52.907	<b>1:11.106</b>	65.5	22.942	26.305	21.859	5	16:07:30.991	<b>1:13.001</b>	65.7	23.027	28.123	21.851
3	16:05:03.239	<b>1:10.332</b>	65.5	22.561	26.010	21.761	6	16:08:43.731	<b>1:12.740</b>	66.0	22.951	28.040	21.749
4	16:06:13.182	<b>1:09.943</b>	65.9	22.509	25.811	<b>21.623</b>	7	16:09:54.529	<b>1:10.798</b>	65.7	22.879	<b>26.107</b>	21.812
5	16:07:24.735	<b>1:11.553</b>	<b>66.7</b>	22.455	27.475	21.623	8	16:11:05.165	<b>1:10.636</b>	<b>66.1</b>	<b>22.736</b>	26.108	21.792
6	16:08:36.541	<b>1:11.806</b>	66.6	22.658	26.972	22.176	9	16:12:15.754	<b>1:10.589</b>	66.1	22.752	26.120	<b>21.717</b>
7	16:09:46.987	<b>1:10.446</b>	66.6	22.504	26.182	21.760	10	16:13:26.601	<b>1:10.847</b>	66.0	22.865	26.264	21.718
8	16:10:56.702	<b>1:09.715</b>	65.6	<b>22.297</b>	<b>25.652</b>	21.766	<b>(19) Dale EDWARDS</b>						
9	16:12:07.182	<b>1:10.480</b>	65.3	22.489	25.769	22.222	1	16:02:32.768		64.3		26.694	22.138
10	16:13:20.353	<b>1:13.171</b>	66.2	24.744	26.509	21.918	2	16:03:43.830	<b>1:11.062</b>	64.8	22.736	26.430	21.896
11	16:14:30.271	<b>1:09.918</b>	65.9	22.329	25.911	21.678	3	16:04:54.764	<b>1:10.934</b>	64.9	22.771	<b>26.337</b>	21.826
<b>(51) Murray SCOTT</b>							4	16:06:06.327	<b>1:11.563</b>	64.6	22.984	26.599	21.980
1	16:02:58.113		63.4		33.385	25.267	5	16:07:19.288	<b>1:12.961</b>	64.5	22.985	28.041	21.935
2	16:04:10.716	<b>1:12.603</b>	65.8	23.327	26.383	22.893	6	16:08:31.630	<b>1:12.342</b>	64.9	22.872	27.525	21.945
3	16:05:21.040	<b>1:10.324</b>	65.8	22.621	26.042	21.661	7	16:09:43.599	<b>1:11.969</b>	64.5	23.238	26.702	22.029
4	16:06:32.092	<b>1:11.052</b>	66.3	22.487	26.097	22.468	8	16:10:54.483	<b>1:10.884</b>	64.7	<b>22.717</b>	26.349	<b>21.818</b>
5	16:07:44.121	<b>1:12.029</b>	65.6	22.428	27.549	22.052	9	16:12:08.015	<b>1:13.532</b>	64.8	23.119	28.431	21.982
6	16:08:55.540	<b>1:11.419</b>	66.2	22.515	26.166	22.738	10	16:13:21.619	<b>1:13.604</b>	<b>65.7</b>	24.131	27.110	22.363
7	16:10:05.691	<b>1:10.151</b>	65.9	22.617	25.936	21.598	<b>(6) Kenneth DOCK</b>						
8	16:11:15.803	<b>1:10.112</b>	<b>66.4</b>	22.443	26.101	<b>21.568</b>	1	16:02:44.457		64.2		30.127	22.898
9	16:12:25.942	<b>1:10.139</b>	65.8	22.351	26.057	21.731	2	16:03:58.936	<b>1:14.479</b>	64.5	24.044	28.196	22.239
10	16:13:35.789	<b>1:09.847</b>	65.9	<b>22.344</b>	<b>25.865</b>	21.638	3	16:05:12.243	<b>1:13.307</b>	64.8	23.890	27.523	21.894
<b>(70) Andrew DAVIDSON</b>							4	16:06:24.796	<b>1:12.553</b>	64.7	23.356	27.163	22.034
1	16:02:39.846		63.9		30.560	22.638	5	16:07:37.305	<b>1:12.509</b>	65.0	23.339	27.394	<b>21.776</b>
2	16:03:50.448	<b>1:10.602</b>	66.1	23.017	<b>25.826</b>	21.759	6	16:08:49.585	<b>1:12.280</b>	64.9	23.284	27.170	21.826
3	16:05:01.230	<b>1:10.782</b>	65.3	22.748	26.278	21.756	7	16:10:01.748	<b>1:12.163</b>	64.8	23.321	26.805	22.037
4	16:06:11.814	<b>1:10.584</b>	65.6	22.573	26.335	21.676	8	16:11:13.232	<b>1:11.484</b>	64.3	<b>23.049</b>	<b>26.549</b>	21.886
5	16:07:24.010	<b>1:12.196</b>	65.9	22.692	27.753	21.751	9	16:12:28.242	<b>1:15.010</b>	<b>65.2</b>	23.462	29.648	21.900
6	16:08:35.718	<b>1:11.708</b>	65.9	22.968	27.054	21.686	10	16:13:40.062	<b>1:11.820</b>	64.1	23.283	26.714	21.823
7	16:09:46.189	<b>1:10.471</b>	66.1	22.701	26.174	21.596	<b>(9) Matthew BALDIE</b>						
8	16:10:56.164	<b>1:09.975</b>	66.2	22.538	25.933	<b>21.504</b>	1	16:02:59.616		59.8		32.752	25.908
9	16:12:07.289	<b>1:11.125</b>	64.8	<b>22.459</b>	26.228	22.438	2	16:04:14.742	<b>1:15.126</b>	63.1	24.824	27.697	22.605
10	16:13:19.509	<b>1:12.220</b>	65.5	24.169	26.363	21.688	3	16:05:27.856	<b>1:13.114</b>	<b>63.6</b>	<b>23.664</b>	<b>26.961</b>	<b>22.489</b>
11	16:14:30.570	<b>1:11.061</b>	<b>66.6</b>	22.817	26.096	22.148	<b>(61) Ian COCHRANE</b>						
<b>(27) James HITCHEN</b>							1	16:02:47.977		62.2		32.317	24.500
1	16:02:32.014		64.7		26.974	22.072	2	16:04:02.414	<b>1:14.437</b>	62.4	24.279	27.843	22.315
2	16:03:43.044	<b>1:11.030</b>	64.9	22.776	26.392	21.862	3	16:05:16.031	<b>1:13.617</b>	62.9	23.917	27.354	22.346
3	16:04:53.537	<b>1:10.493</b>	65.3	22.705	25.969	21.819	4	16:06:29.659	<b>1:13.628</b>	62.4	23.918	27.574	<b>22.136</b>
4	16:06:03.824	<b>1:10.287</b>	65.4	22.562	<b>25.935</b>	21.790	5	16:07:44.596	<b>1:14.937</b>	62.3	24.159	28.097	22.681
5	16:07:20.016	<b>1:16.192</b>	65.8	22.564	31.138	22.490	6	16:08:59.173	<b>1:14.577</b>	62.2	23.613	28.448	22.516
6	16:08:32.596	<b>1:12.580</b>	65.3	23.289	26.935	22.356	7	16:10:12.586	<b>1:13.413</b>	62.0	23.880	27.355	22.178
7	16:09:44.027	<b>1:11.431</b>	<b>66.2</b>	23.300	26.240	21.891	8	16:11:26.455	<b>1:13.869</b>	<b>63.0</b>	23.919	27.161	22.789
8	16:10:59.286	<b>1:15.259</b>	66.0	22.900	26.353	26.006	9	16:12:39.822	<b>1:13.367</b>	62.4	<b>23.586</b>	27.569	22.212
9	16:12:09.462	<b>1:10.176</b>	65.7	<b>22.412</b>	26.033	<b>21.731</b>	10	16:13:53.086	<b>1:13.264</b>	62.5	23.748	<b>27.133</b>	22.383
10	16:13:21.053	<b>1:11.591</b>	66.1	22.773	26.448	22.370	<b>(117) Marc NISBET</b>						
<b>(117) Marc NISBET</b>							1	16:02:39.015		64.9		27.054	21.864
1	16:02:39.015		64.9		27.054	21.864	2	16:03:49.883	<b>1:10.868</b>	65.3	22.797	26.175	21.896
2	16:03:49.883	<b>1:10.868</b>	65.3	22.797	26.175	21.896							

Clerk of the Course

Orbits

Sig : Time :  
 Chief Timekeeper - Ian Sharp (SMART Timing)

Results available at [www.smart-timing.co.uk](http://www.smart-timing.co.uk) and [www.speedhive.com](http://www.speedhive.com)

Printed: 20/04/2024 16:20:10



motor  
sport  
UK

RACE  
WITH  
RESPECT



# KMSC/SMRC - Best of Scottish Motorsport

Scottish C1 Cup

Knockhill 1.267 miles

Race 8 - 1st Race - AMENDED GRID

21/04/2024 10:55

Race (10 Laps)

## AMENDED GRID - Car No.24 - 10 place Grid penalty

POLE POSITION

<b>2</b>	<b>1</b>	<b>1</b>
51 Murray SCOTT 1:09.847	99 Dan MARTIN 1:09.715	
<b>4</b>	<b>3</b>	<b>2</b>
27 James HITCHEN 1:10.176	70 Andrew DAVIDSON 1:09.975	
<b>6</b>	<b>5</b>	<b>3</b>
77 James McCRACKEN 1:10.589	117 Marc NISBET 1:10.218	
<b>8</b>	<b>7</b>	<b>4</b>
6 Kenneth DOCK 1:11.484	19 Dale EDWARDS 1:10.884	
<b>10</b>	<b>9</b>	<b>5</b>
61 Ian COCHRANE 1:13.264	9 Matthew BALDIE 1:13.114	
	<b>11</b>	<b>6</b>
	24 Ayden WILSON 1:09.473	

Clerk of the Course

Orbits

Sig : Time :  
Chief Timekeeper - Ian Sharp (SMART Timing)  
Results available at [www.smart-timing.co.uk](http://www.smart-timing.co.uk) and [www.speedhive.com](http://www.speedhive.com)



motor sport UK

RACE WITH RESPECT


**KMSC/SMRC - Best of Scottish Motorsport**
**Sorted on Laps**
**KMSC Modsports Championship**
**Knockhill 1.267 miles**
**Race 3 - 1st Race**
**20/04/2024 16:20**
**Race (15:00 and 1 Laps) started at 16:28:03**

Pos	No.	Name	Make/Model	CC	Class	Laps	Total Tm	Diff	Best Tm	In Lap	2nd Best
1	9	Ron CUMMING	Nemesis Kit Car	2000	A	19	16:38.374		50.597	6	50.924
2	5	Lindsay McCRACKEN	Radical SR3	1500	B	19	16:41.057	2.683	51.679	5	51.828
3	10	Mark THOMSON	Radical SR8 RS	2700	A	19	16:59.482	21.108	52.566	13	52.841
4	8	Gordon DUNCAN	Radical PR6	1340	B	19	17:00.858	22.484	52.242	5	52.586
5	32	Shaun DAVIDSON	BMW Compact	3000	F	18	17:18.918	1 Lap	56.427	6	56.597
6	3	Michael ANDERSON	Ford Focus	1600	F	18	17:22.022	1 Lap	56.646	3	56.769
7	19	Harvey GILLANDERS	Honda EP3	2400	F	17	16:46.294	2 Laps	57.762	9	58.097
8	333	Iain BLACKLEY	Ford Puma	1679T	F	17	16:47.134	2 Laps	58.393	14	58.440
9	71	Fraser McNEILL	Honda Civic EG	2400	G	17	16:58.335	2 Laps	58.600	3	58.836
10	31	Natalie COWIE	Mini Cooper S R53	1600	G	17	17:01.132	2 Laps	58.800	11	58.884
11	14	Michael IMRIE	Renault Clio 197	1998	G	17	17:14.244	2 Laps	59.918	13	59.920
12	26	James STRACHAN	Ford Fiesta	1600	G	16	17:21.910	3 Laps	1:03.355	15	1:03.906
13	217	Steven SOMERVILLE	BMW E36 Compact	1600	J	16	17:22.364	3 Laps	1:03.969	15	1:04.087

**Not classified**

DNF	17	Philip RUSSELL	BMW E36	3200	F	8	8:12.531	DNF	56.520	7	56.794
DNF	86	Adam MORRISON	Mini Cooper S	1600	G	7	7:17.724	DNF	58.600	3	58.881
DNS	7	Greig McARTHUR	Radical SR8	2800	A			DNS		0	
DNS	177	Stewart ROBB	TVR Tuscan	4500	A			DNS		0	
DNS	21	Louise STRACHAN	Mini Cooper S	1600	G			DNS		0	

**Announcements**

New Track Record (56.427) for KMSC Modsports F by Shaun DAVIDSON.

New Track Record (58.600) for KMSC Modsports G by Adam MORRISON.

Margin of Victory	Avg. Speed	Best Lap Tm	Best Speed	Best Lap by
2.683	86.797	50.597	90.141	9 - Ron CUMMING

**Clerk of the Course**
**Orbits**

Sig : Time :

Chief Timekeeper - Ian Sharp (SMART Timing)

 Results available at [www.smart-timing.co.uk](http://www.smart-timing.co.uk) and [www.speedhive.com](http://www.speedhive.com)

Printed: 20/04/2024 16:49:52







# KMSC/SMRC - Best of Scottish Motorsport

## KMSC Modsports Championship

Knockhill 1.267 miles

### Race 3 - 1st Race

20/04/2024 16:20

Race (15:00 and 1 Laps) started at 16:28:03

Lap	Time of Day	Lap Tm	SFSpd	S1	S2	S3
<b>(9) Ron CUMMING</b>						
1	16:29:00.748		116.5		20.545	14.870
2	16:29:51.672	<b>50.924</b>	115.5	16.634	19.492	<b>14.798</b>
3	16:30:42.812	<b>51.140</b>	116.5	16.680	19.558	14.902
4	16:31:34.209	<b>51.397</b>	116.1	16.762	19.518	15.117
5	16:32:26.117	<b>51.908</b>	<b>116.7</b>	16.914	19.662	15.332
6	16:33:16.714	<b>50.597</b>	115.3	<b>16.401</b>	<b>19.289</b>	14.907
7	16:34:09.217	<b>52.503</b>	115.9	16.916	20.518	15.069
8	16:35:01.373	<b>52.156</b>	114.7	17.113	19.953	15.090
9	16:35:52.716	<b>51.343</b>	113.4	16.534	19.560	15.249
10	16:36:45.206	<b>52.490</b>	115.7	17.201	19.817	15.472
11	16:37:37.745	<b>52.539</b>	116.5	17.363	20.063	15.113
12	16:38:29.761	<b>52.016</b>	112.8	16.881	19.711	15.424
13	16:39:22.282	<b>52.521</b>	115.3	17.542	19.786	15.193
14	16:40:13.581	<b>51.299</b>	115.3	16.734	19.544	15.021
15	16:41:05.784	<b>52.203</b>	116.3	16.781	19.501	15.921
16	16:41:59.454	<b>53.670</b>	111.8	17.201	20.463	16.006
17	16:42:53.750	<b>54.296</b>	100.3	17.284	19.871	17.141
18	16:43:47.291	<b>53.541</b>	112.4	17.637	20.065	15.839
19	16:44:42.264	<b>54.973</b>	96.6	17.449	20.334	17.190

Lap	Time of Day	Lap Tm	SFSpd	S1	S2	S3
<b>(5) Lindsay McCracken</b>						
1	16:28:59.495		103.9		20.060	15.801
2	16:29:51.580	<b>52.085</b>	103.9	16.829	19.830	<b>15.426</b>
3	16:30:44.196	<b>52.616</b>	104.5	17.208	19.902	15.506
4	16:31:36.207	<b>52.011</b>	104.0	16.731	19.619	15.661
5	16:32:27.886	<b>51.679</b>	103.7	16.532	<b>19.423</b>	15.724
6	16:33:19.758	<b>51.872</b>	104.7	16.585	19.620	15.667
7	16:34:11.586	<b>51.828</b>	104.4	<b>16.519</b>	19.657	15.652
8	16:35:04.310	<b>52.724</b>	104.5	16.688	20.206	15.830
9	16:35:57.588	<b>53.278</b>	104.5	16.744	20.718	15.816
10	16:36:49.657	<b>52.069</b>	<b>105.3</b>	16.658	19.734	15.677
11	16:37:42.140	<b>52.483</b>	104.9	16.830	19.880	15.773
12	16:38:35.007	<b>52.867</b>	104.0	17.003	20.078	15.786
13	16:39:27.498	<b>52.491</b>	104.0	16.902	19.835	15.754
14	16:40:19.738	<b>52.240</b>	104.5	16.707	19.864	15.669
15	16:41:12.289	<b>52.551</b>	104.9	16.589	20.164	15.798
16	16:42:06.468	<b>54.179</b>	104.4	16.982	21.440	15.757
17	16:42:59.628	<b>53.160</b>	104.7	16.895	20.237	16.028
18	16:43:52.166	<b>52.538</b>	104.9	16.735	19.770	16.033
19	16:44:44.947	<b>52.781</b>	101.7	16.619	20.037	16.125

Lap	Time of Day	Lap Tm	SFSpd	S1	S2	S3
<b>(10) Mark THOMSON</b>						
1	16:29:01.815		115.7		21.105	15.585
2	16:29:54.856	<b>53.041</b>	114.7	17.464	<b>20.136</b>	15.441
3	16:30:48.222	<b>53.366</b>	114.5	17.263	20.489	15.614
4	16:31:41.095	<b>52.873</b>	114.7	17.375	20.169	15.329
5	16:32:34.304	<b>53.209</b>	114.5	17.229	20.494	15.486
6	16:33:29.255	<b>54.951</b>	<b>116.7</b>	17.778	22.060	<b>15.113</b>
7	16:34:22.343	<b>53.088</b>	116.5	17.408	20.322	15.358
8	16:35:15.380	<b>53.037</b>	115.5	<b>17.065</b>	20.383	15.589
9	16:36:08.955	<b>53.575</b>	116.5	17.584	20.733	15.258
10	16:37:02.330	<b>53.375</b>	115.7	17.761	20.261	15.353
11	16:37:56.934	<b>54.604</b>	114.9	17.627	21.437	15.540
12	16:38:51.036	<b>54.102</b>	115.1	17.701	20.897	15.504
13	16:39:43.602	<b>52.566</b>	116.3	17.171	20.209	15.186
14	16:40:37.309	<b>53.707</b>	115.3	17.078	20.990	15.639
15	16:41:30.452	<b>53.143</b>	116.1	17.118	20.583	15.442
16	16:42:23.776	<b>53.324</b>	116.1	17.437	20.498	15.389
17	16:43:16.829	<b>53.053</b>	116.3	17.091	20.473	15.489
18	16:44:09.670	<b>52.841</b>	115.7	17.257	20.462	15.122
19	16:45:03.372	<b>53.702</b>	115.3	17.535	20.712	15.455

Lap	Time of Day	Lap Tm	SFSpd	S1	S2	S3
<b>(8) Gordon DUNCAN</b>						
1	16:29:03.521					

Lap	Time of Day	Lap Tm	SFSpd	S1	S2	S3
2	16:29:57.007	<b>53.486</b>				
3	16:30:50.139	<b>53.132</b>				
4	16:31:42.941	<b>52.802</b>				
5	16:32:35.183	<b>52.242</b>				
6	16:33:28.913	<b>53.730</b>				
7	16:34:23.654	<b>54.741</b>				
8	16:35:16.240	<b>52.586</b>				
9	16:36:09.796	<b>53.556</b>				
10	16:37:03.473	<b>53.677</b>				
11	16:37:58.062	<b>54.589</b>				
12	16:38:51.528	<b>53.466</b>				
13	16:39:44.548	<b>53.020</b>				
14	16:40:37.760	<b>53.212</b>				
15	16:41:31.071	<b>53.311</b>				
16	16:42:24.387	<b>53.316</b>				
17	16:43:18.082	<b>53.695</b>				
18	16:44:11.970	<b>53.888</b>				
19	16:45:04.748	<b>52.778</b>				

Lap	Time of Day	Lap Tm	SFSpd	S1	S2	S3
<b>(32) Shaun DAVIDSON</b>						
1	16:29:08.080		96.8		23.193	17.067
2	16:30:05.238	<b>57.158</b>	97.5	18.613	21.685	16.860
3	16:31:02.459	<b>57.221</b>	98.3	18.645	21.784	16.792
4	16:31:59.639	<b>57.180</b>	98.3	18.639	21.760	16.781
5	16:32:56.236	<b>56.597</b>	98.3	18.382	21.562	16.653
6	16:33:52.663	<b>56.427</b>	98.3	18.348	<b>21.410</b>	16.669
7	16:34:49.368	<b>56.705</b>	98.3	18.380	21.435	16.890
8	16:35:46.143	<b>56.775</b>	<b>98.4</b>	18.501	21.467	16.807
9	16:36:43.048	<b>56.905</b>	97.8	18.490	21.643	16.772
10	16:37:39.856	<b>56.808</b>	97.8	18.444	21.704	16.660
11	16:38:36.603	<b>56.747</b>	98.1	<b>18.335</b>	21.784	<b>16.628</b>
12	16:39:33.992	<b>57.389</b>	98.3	18.401	22.015	16.973
13	16:40:31.725	<b>57.733</b>	98.1	18.742	22.109	16.882
14	16:41:29.352	<b>57.627</b>	96.8	18.438	22.006	17.183
15	16:42:28.745	<b>59.393</b>	97.3	20.226	22.049	17.118
16	16:43:26.677	<b>57.932</b>	97.5	18.699	22.008	17.225
17	16:44:24.179	<b>57.502</b>	98.3	18.590	22.026	16.886
18	16:45:22.808	<b>58.629</b>	91.9	18.734	22.618	17.277

Lap	Time of Day	Lap Tm	SFSpd	S1	S2	S3
<b>(3) Michael ANDERSON</b>						
1	16:29:07.290		100.2		22.080	17.023
2	16:30:04.080	<b>56.790</b>	99.3	18.579	<b>21.274</b>	16.937
3	16:31:00.726	<b>56.646</b>	99.9	18.482	21.321	<b>16.843</b>
4	16:31:57.495	<b>56.769</b>	100.0	<b>18.302</b>	21.398	17.069
5	16:32:54.441	<b>56.946</b>	98.3	18.353	21.523	17.070
6	16:33:51.516	<b>57.075</b>	98.7	18.485	21.568	17.022
7	16:34:48.826	<b>57.310</b>	98.4	18.657	21.426	17.227
8	16:35:46.325	<b>57.499</b>	100.3	18.566	21.444	17.489
9	16:36:44.056	<b>57.731</b>	99.6	18.979	21.840	16.912
10	16:37:41.901	<b>57.845</b>	99.7	19.115	21.704	17.026
11	16:38:39.726	<b>57.825</b>	98.4	18.872	21.776	17.177
12	16:39:39.325	<b>59.599</b>	97.5	19.178	22.609	17.812
13	16:40:37.976	<b>58.651</b>	99.0	18.911	21.894	17.846
14	16:41:36.016	<b>58.040</b>	98.3	18.763	22.107	17.170
15	16:42:33.925	<b>57.909</b>	98.7	18.982	21.715	17.212
16	16:43:31.046	<b>57.121</b>	98.8	18.565	21.609	16.947
17	16:44:28.009	<b>56.963</b>	99.4	18.433	21.577	16.953
18	16:45:25.912	<b>57.903</b>	<b>100.8</b>	18.836	22.018	17.049

Lap	Time of Day	Lap Tm	SFSpd	S1	S2	S3
<b>(19) Harvey GILLANDERS</b>						
1	16:29:10.074		<b>98.8</b>		23.201	17.266
2	16:30:09.011	<b>58.937</b>	97.5	19.384	<b>21.699</b>	17.854
3	16:31:07.718	<b>58.707</b>	98.5	19.423	21.912	17.372
4	16:32:06.550	<b>58.832</b>	98.7	19.815	21.781	17.236
5	16:33:06.824	<b>1:00.274</b>	97.7	20.080	22.622	17.572
6	16:34:05.022	<b>58.198</b>	97.8	18.985	21.880	17.333

### Clerk of the Course

Sign : Time :  
 Chief Timekeeper - Ian Sharp (SMART Timing)

Results available at [www.smart-timing.co.uk](http://www.smart-timing.co.uk) and [www.speedhive.com](http://www.speedhive.com)

Printed: 20/04/2024 16:50:28

### Orbits





# KMSC/SMRC - Best of Scottish Motorsport

## KMSC Modsports Championship

Knockhill 1.267 miles

### Race 3 - 1st Race

20/04/2024 16:20

Race (15:00 and 1 Laps) started at 16:28:03

Lap	Time of Day	Lap Tm	SFSpd	S1	S2	S3
7	16:35:03.980	<b>58.958</b>	98.7	19.174	22.293	17.491
8	16:36:02.454	<b>58.474</b>	98.5	19.563	21.907	17.004
9	16:37:00.216	<b>57.762</b>	97.5	<b>18.763</b>	22.018	<b>16.981</b>
10	16:37:58.993	<b>58.777</b>	98.8	19.078	22.313	17.386
11	16:38:57.324	<b>58.331</b>	98.4	19.022	21.847	17.462
12	16:39:55.421	<b>58.097</b>	98.0	19.044	21.874	17.179
13	16:40:54.050	<b>58.629</b>	93.6	19.239	22.011	17.379
14	16:41:53.573	<b>59.523</b>	93.7	19.268	22.423	17.832
15	16:42:53.520	<b>59.947</b>	95.2	19.243	22.676	18.028
16	16:43:52.084	<b>58.564</b>	95.6	18.881	22.185	17.498
17	16:44:50.184	<b>58.100</b>	93.7	18.821	21.884	17.395

(333) Iain BLACKLEY

1	16:29:09.028		91.6			
2	16:30:08.202	<b>59.174</b>	91.3			
3	16:31:06.666	<b>58.464</b>	91.2			
4	16:32:05.414	<b>58.748</b>	90.3			
5	16:33:03.868	<b>58.454</b>	90.3	18.902		
6	16:34:02.380	<b>58.512</b>	90.2	18.928		
7	16:35:01.610	<b>59.230</b>	91.9			
8	16:36:00.888	<b>59.278</b>	90.9			
9	16:36:59.484	<b>58.596</b>	90.7			
10	16:37:58.687	<b>59.203</b>	91.6			
11	16:38:58.169	<b>59.482</b>	91.8	19.625		
12	16:39:57.191	<b>59.022</b>	88.6	19.029		
13	16:40:55.965	<b>58.774</b>	90.4	18.947		
14	16:41:54.358	<b>58.393</b>	90.6	18.983		
15	16:42:53.737	<b>59.379</b>	<b>93.9</b>	18.948		
16	16:43:52.584	<b>58.847</b>	90.8	19.084		
17	16:44:51.024	<b>58.440</b>	89.0	<b>18.846</b>		

(71) Fraser McNEILL

1	16:29:10.374		<b>96.4</b>		23.897	17.719
2	16:30:09.429	<b>59.055</b>	96.0	19.631	22.069	17.355
3	16:31:08.029	<b>58.600</b>	96.1	19.401	<b>21.900</b>	<b>17.299</b>
4	16:32:07.452	<b>59.423</b>	95.1	19.704	22.146	17.573
5	16:33:07.344	<b>59.892</b>	95.1	19.492	22.462	17.938
6	16:34:06.856	<b>59.512</b>	93.9	19.962	22.021	17.529
7	16:35:07.532	<b>1:00.676</b>	93.5	19.329	23.391	17.956
8	16:36:07.358	<b>59.826</b>	95.9	19.584	22.463	17.779
9	16:37:07.760	<b>1:00.402</b>	94.5	19.734	22.881	17.787
10	16:38:07.714	<b>59.954</b>	94.8	19.277	22.834	17.843
11	16:39:06.990	<b>59.276</b>	95.2	19.349	22.164	17.763
12	16:40:05.826	<b>58.836</b>	94.7	<b>19.092</b>	22.069	17.675
13	16:41:04.816	<b>58.990</b>	95.6	19.334	22.114	17.542
14	16:42:04.334	<b>59.518</b>	95.2	19.667	22.165	17.686
15	16:43:03.727	<b>59.393</b>	94.5	19.543	22.314	17.536
16	16:44:02.750	<b>59.023</b>	94.5	19.215	22.072	17.736
17	16:45:02.225	<b>59.475</b>	95.7	19.190	22.427	17.858

(31) Natalie COWIE

1	16:29:16.246		95.2		22.792	<b>17.420</b>
2	16:30:15.918	<b>59.672</b>	91.8	19.387	22.538	17.747
3	16:31:15.109	<b>59.191</b>	92.7	19.135	22.466	17.590
4	16:32:14.319	<b>59.210</b>	92.7	19.179	22.432	17.599
5	16:33:13.734	<b>59.415</b>	92.4	19.148	22.239	18.028
6	16:34:13.236	<b>59.502</b>	92.8	19.495	22.328	17.679
7	16:35:13.007	<b>59.771</b>	91.7	19.662	22.504	17.605
8	16:36:12.580	<b>59.573</b>	92.1	19.326	22.799	17.448
9	16:37:11.857	<b>59.277</b>	91.9	19.416	22.235	17.626
10	16:38:10.975	<b>59.118</b>	92.1	19.275	22.259	17.584
11	16:39:09.775	<b>58.800</b>	92.4	19.161	22.167	17.472
12	16:40:08.661	<b>58.886</b>	92.7	<b>18.920</b>	22.293	17.673
13	16:41:07.674	<b>59.013</b>	92.3	19.129	22.443	17.441
14	16:42:08.120	<b>1:00.446</b>	91.3	20.218	22.667	17.561
15	16:43:07.004	<b>58.884</b>	<b>95.5</b>	19.200	22.171	17.513

Lap	Time of Day	Lap Tm	SFSpd	S1	S2	S3
16	16:44:05.971	<b>58.967</b>	91.9	19.159	22.275	17.533
17	16:45:05.022	<b>59.051</b>	93.3	19.340	<b>22.158</b>	17.553

(14) Michael IMRIE

1	16:29:12.113		88.6		23.257	18.408
2	16:30:12.837	<b>1:00.724</b>	88.5	20.062	22.505	18.157
3	16:31:12.856	<b>1:00.019</b>	89.2	19.679	<b>22.298</b>	18.042
4	16:32:12.967	<b>1:00.111</b>	88.2	19.501	22.379	18.231
5	16:33:13.216	<b>1:00.249</b>	89.5	19.504	22.675	18.070
6	16:34:13.136	<b>59.920</b>	89.7	19.528	22.310	18.082
7	16:35:15.960	<b>1:02.824</b>	88.0	20.759	23.599	18.466
8	16:36:16.078	<b>1:00.118</b>	88.6	19.547	22.481	18.090
9	16:37:16.105	<b>1:00.027</b>	88.6	19.481	22.389	18.157
10	16:38:16.029	<b>59.924</b>	89.4	19.525	22.428	<b>17.971</b>
11	16:39:16.223	<b>1:00.194</b>	88.9	19.674	22.469	18.051
12	16:40:16.292	<b>1:00.069</b>	88.9	19.427	22.438	18.204
13	16:41:16.210	<b>59.918</b>	89.0	19.386	22.510	18.022
14	16:42:16.223	<b>1:00.013</b>	89.4	<b>19.362</b>	22.453	18.198
15	16:43:17.232	<b>1:01.009</b>	<b>90.4</b>	19.411	23.267	18.331
16	16:44:17.757	<b>1:00.525</b>	88.8	19.691	22.604	18.230
17	16:45:18.134	<b>1:00.377</b>	89.7	19.492	22.506	18.379

(26) James STRACHAN

1	16:29:15.818		79.1		24.312	19.306
2	16:30:20.354	<b>1:04.536</b>	77.8	21.134	24.166	19.236
3	16:31:25.263	<b>1:04.909</b>	79.3	21.054	24.644	19.211
4	16:32:30.416	<b>1:05.153</b>	79.3	21.044	24.743	19.366
5	16:33:35.852	<b>1:05.436</b>	79.3	21.230	25.188	19.018
6	16:34:40.400	<b>1:04.548</b>	78.9	21.070	24.399	19.079
7	16:35:45.020	<b>1:04.620</b>	79.1	21.111	24.405	19.104
8	16:36:49.636	<b>1:04.616</b>	78.9	21.184	24.471	<b>18.961</b>
9	16:37:53.542	<b>1:03.906</b>	79.2	20.687	24.190	19.029
10	16:38:59.280	<b>1:05.738</b>	79.0	21.764	24.744	19.230
11	16:40:03.586	<b>1:04.306</b>	<b>79.5</b>	20.985	24.191	19.130
12	16:41:07.859	<b>1:04.273</b>	79.0	20.676	24.114	19.483
13	16:42:12.399	<b>1:04.540</b>	78.5	21.015	24.346	19.179
14	16:43:18.081	<b>1:05.682</b>	78.8	21.836	24.697	19.149
15	16:44:21.436	<b>1:03.355</b>	79.4	<b>20.589</b>	<b>23.799</b>	18.967
16	16:45:25.800	<b>1:04.364</b>	79.1	20.911	24.327	19.126

(217) Steven SOMERVILLE

1	16:29:15.516		77.9		24.111	19.868
2	16:30:19.603	<b>1:04.087</b>	77.5	20.727	<b>23.821</b>	19.539
3	16:31:23.805	<b>1:04.202</b>	78.1	20.585	24.013	19.604
4	16:32:29.092	<b>1:05.287</b>	77.0	20.721		
5	16:33:33.710	<b>1:04.618</b>	77.7	20.797	24.045	19.776
6	16:34:38.344	<b>1:04.634</b>	77.5	20.730	24.197	19.707
7	16:35:42.991	<b>1:04.647</b>	77.8	20.811	24.182	19.654
8	16:36:47.586	<b>1:04.595</b>	76.3	20.831		
9	16:37:52.187	<b>1:04.601</b>	77.9	20.858		
10	16:38:57.352	<b>1:05.165</b>	77.7	20.814		
11	16:40:01.724	<b>1:04.372</b>	78.0	20.720		
12	16:41:06.332	<b>1:04.608</b>	76.5	<b>20.575</b>		
13	16:42:12.393	<b>1:06.061</b>	77.9	21.550	24.777	19.734
14	16:43:16.976	<b>1:04.583</b>	77.7	20.669	23.943	19.971
15	16:44:20.945	<b>1:03.969</b>	78.3	20.582	23.858	<b>19.529</b>
16	16:45:26.254	<b>1:05.309</b>	<b>78.8</b>	20.829	24.937	19.543

(17) Philip RUSSELL

1	16:29:09.289		100.9		23.026	17.029
2	16:30:06.330	<b>57.041</b>	<b>102.8</b>	18.780	21.458	16.803
3	16:31:03.157	<b>56.827</b>	101.8	18.743	21.458	16.626
4	16:31:59.999	<b>56.842</b>	102.5	18.396	21.747	16.699
5	16:32:56.964	<b>56.965</b>	101.4	18.564	21.594	16.807
6	16:33:53.758	<b>56.794</b>	101.8	18.393	21.736	16.665
7	16:34:50.278	<b>56.520</b>	102.3	18.405	21.501	<b>16.614</b>

Clerk of the Course

Sig : Time :  
Chief Timekeeper - Ian Sharp (SMART Timing)

Results available at [www.smart-timing.co.uk](http://www.smart-timing.co.uk) and [www.speedhive.com](http://www.speedhive.com)

Printed: 20/04/2024 16:50:28

Orbits



motor sport UK

RACE WITH RESPECT



# KMSC/SMRC - Best of Scottish Motorsport

## KMSC Modsports Championship

## Knockhill 1.267 miles

### Race 3 - 1st Race

### 20/04/2024 16:20

### Race (15:00 and 1 Laps) started at 16:28:03



Lap	Time of Day	Lap Tm	SFSpd	S1	S2	S3	Lap	Time of Day	Lap Tm	SFSpd	S1	S2	S3
8	16:36:16.421	1:26.143	9.7	18.383	21.451	46.309							
(86) Adam MORRISON													
1	16:29:09.771		91.1		23.137	17.758							
2	16:30:08.652	58.881	91.3	19.220	22.086	17.575							
3	16:31:07.252	58.600	90.2	18.841	22.178	17.581							
4	16:32:06.272	59.020	89.8	19.627	21.799	17.594							
5	16:33:07.456	1:01.184	90.2	19.944	23.281	17.959							
6	16:34:07.741	1:00.285	61.1	19.396	22.181	18.708							
7	16:35:21.614	1:13.873	36.4	26.537	25.928	21.408							

Clerk of the Course

Orbits

Sig : Time :  
 Chief Timekeeper - Ian Sharp (SMART Timing)  
 Results available at [www.smart-timing.co.uk](http://www.smart-timing.co.uk) and [www.speedhive.com](http://www.speedhive.com)



# RACE WITH RESPECT


**KMSC/SMRC - Best of Scottish Motorsport**
**Lapchart**
**KMSC Modsports Championship**
**Knockhill 1.267 miles**
**Race 3 - 1st Race**
**20/04/2024 16:20**
**Race (15:00 and 1 Laps) started at 16:28:03**


Competitors	Laps																		
	1	2	3	4	5	6	7	8	9	10	11	12	13	14	15	16	17	18	19
Lindsay McCRACKEN (5)	1	5	5	9	9	9	9	9	9	9	9	9	9	9	9	9	9	9	9
Ron CUMMING (9)	2	9	9	5	5	5	5	5	5	5	5	5	5	5	5	5	5	5	5
Mark THOMSON (10)	3	10	10	10	10	10	8	10	10	10	10	10	10	10	10	10	10	10	10
Gordon DUNCAN (8)	4	8	8	8	8	8	10	8	8	8	8	8	8	8	8	8	8	8	8
Michael ANDERSON (3)	5	3	3	3	3	3	3	3	32	32	32	32	32	32	32	32	32	32	32
Shaun DAVIDSON (32)	6	32	32	32	32	32	32	32	3	3	3	3	3	3	3	3	3	3	3
Iain BLACKLEY (333)	7	333	17	17	17	17	17	17	333	333	333	19	19	19	19	19	19	19	19
Philip RUSSELL (17)	8	17	333	333	333	333	333	333	19	19	19	333	333	333	333	333	333	333	333
Adam MORRISON (86)	9	86	86	86	86	19	19	19	71	71	71	71	71	71	71	71	71	71	71
Harvey GILLANDERS (19)	10	19	19	19	19	71	71	71	31	31	31	31	31	31	31	31	31	31	31
Fraser McNEILL (71)	11	71	71	71	71	86	86	31	14	14	14	14	14	14	14	14	14	14	14
Michael IMRIE (14)	12	14	14	14	14	14	14	14	17	217	217	217	217	217	217	217	217	217	26
Steven SOMERVILLE (217)	13	217	31	31	31	31	31	86	217	26	26	26	26	26	26	26	26	217	
James STRACHAN (26)	14	26	217	217	217	217	217	217	26										
Natalie COWIE (31)	15	31	26	26	26	26	26	26											
-	16																		
-	17																		
-	18																		

**Clerk of the Course**
**Orbits**

**Sig :** \_\_\_\_\_ **Time :** \_\_\_\_\_  
**Chief Timekeeper - Ian Sharp (SMART Timing)**  
**Results available at [www.smart-timing.co.uk](http://www.smart-timing.co.uk) and [www.speedhive.com](http://www.speedhive.com)**

Printed: 20/04/2024 16:50:48


 motor  
sport  
UK

**RACE  
WITH  
RESPECT**



# KMSC/SMRC - Best of Scottish Motorsport

KMSC Modsports Championship

Knockhill 1.267 miles

Race 7 - 2nd Race

21/04/2024 10:25

Race (15:00 and 1 Laps)

POLE POSITION

2  
5 Lindsay McCRACKEN

1  
9 Ron CUMMING

1

4  
8 Gordon DUNCAN

3  
10 Mark THOMSON

2

6  
3 Michael ANDERSON

5  
32 Shaun DAVIDSON

3

8  
333 Iain BLACKLEY

7  
19 Harvey GILLANDERS

4

10  
31 Natalie COWIE

9  
71 Fraser McNEILL

5

12  
26 James STRACHAN

11  
14 Michael IMRIE

6

14  
17 Philip RUSSELL

13  
217 Steven SOMERVILLE

7

16  
7 Greig McARTHUR

15  
86 Adam MORRISON

8

18  
21 Louise STRACHAN

17  
177 Stewart ROBB

9

Clerk of the Course

Orbits

Sig : Time :  
Chief Timekeeper - Ian Sharp (SMART Timing)  
Results available at [www.smart-timing.co.uk](http://www.smart-timing.co.uk) and [www.speedhive.com](http://www.speedhive.com)



motor sport UK

RACE WITH RESPECT



**KMSC/SMRC - Best of Scottish Motorsport**
**Sorted on Laps**
**Scottish Mini Cooper & Cooper S Cup**
**Knockhill 1.267 miles**
**Race 4 - 1st Race - AMENDED RESULT**
**20/04/2024 16:50**
**Race (15 Laps) started at 16:56:42**

Pos	No.	Name	Make/Model	CC	Class	Laps	Total Tm	Diff	Best Tm	In Lap	2nd Best
1	97	Jamie BLAKE	Mini Cooper R53	1600S	R53	15	18:35.696		59.862	7	59.975
2	14	Rich FLETT	Mini Cooper R53	1600S	R53	15	18:36.857	1.161	59.965	13	1:00.054
3	18	Daniel PATTERSON	Mini Cooper	1600	SM	15	19:01.964	26.268	1:01.861	6	1:02.150
4	91	Robbie DALGLEISH	Mini Cooper	1600	SM	15	19:03.187	27.491	1:02.031	7	1:02.140
5	25	Chad LITTLE	Mini Cooper	1600	SM	15	19:03.700	28.004	1:02.072	7	1:02.137
6	65	Jack IRVINE	Mini Cooper	1600	SM	15	19:04.196	28.500	1:02.161	15	1:02.171
7	23	Ian MUNRO	Mini Cooper	1600	SM	15	19:06.989	31.293	1:02.439	11	1:02.450
8	70	Oly MORTIMER	Mini Cooper	1600	SM	15	19:07.234	31.538	1:02.060	7	1:02.110
9	88	Barry HOLMES	Mini Cooper	1600	SM	15	19:21.937	46.241	1:03.435	6	1:03.540
10	52	Michael WILLIAMS	Mini Cooper	1600	SMN	15	19:22.816	47.120	1:03.498	8	1:03.547
11	333	Ewan ROBERTSON	Mini Cooper	1600	SM	15	19:28.580	52.884	1:03.710	11	1:03.726
12	80	Ross FOSTER	Mini Cooper	1600	SMN	15	19:30.085	54.389	1:03.684	13	1:04.184
13	12	Jacob HEAP	Mini Cooper	1600	SMN	15	19:30.106	54.410	1:03.411	10	1:03.468
14	27	Martin WIJETUNGA	Mini Cooper	1600	SMN	15	19:34.512	58.816	1:03.539	7	1:03.568
15	53	Stuart McPHADEN	Mini Cooper	1600	Gue	15	19:34.803	59.107	1:03.163	6	1:03.586
16	16	William SMITH	Mini Cooper	1600	SM	15	19:36.190	1:00.494	1:04.496	15	1:04.526
17	5	Jonathan WILD	Mini Cooper	1600	SMN	15	19:38.626	1:02.930	1:04.030	11	1:04.125
18	164	Curtis PATERSON	Mini Cooper	1600	SMN	15	19:39.786	1:04.090	1:04.143	11	1:04.216
19	13	Blair DRYBURGH	Mini Cooper	1600	SMN	14	18:36.179	1 Lap	1:04.969	12	1:05.054
<b>Not classified</b>											
DNF	20	Kyle REID	Mini Cooper	1600	Gue			DNF		0	
DQ	22	Jason BALLANTYNE	Mini Cooper	1600	SM	15	19:22.444	DQ	1:02.396	10	1:02.467

**Announcements**

Race distance increased to 15 Laps - 4 Laps completed behind the Safety Car

Car No.65 - No working transponder - Please fix before next Race

Car No's 53 &amp; 70 - Racetime includes 5 second time penalty - Exceeding track limits

AMENDED RESULT 19:08 Car No.22 Disqualified - Contact with another vehicle (NCR Ch12 App 7 Art 8)

Margin of Victory	Avg. Speed	Best Lap Tm	Best Speed	Best Lap by
1.161	61.318	59.862	76.189	97 - Jamie BLAKE

**Clerk of the Course**
**Orbits**

Sig : Time :

Chief Timekeeper - Ian Sharp (SMART Timing)

 Results available at [www.smart-timing.co.uk](http://www.smart-timing.co.uk) and [www.speedhive.com](http://www.speedhive.com)

Printed: 21/04/2024 09:00:13



# KMSC/SMRC - Best of Scottish Motorsport

## Scottish Mini Cooper & Cooper S Cup

Knockhill 1.267 miles

### Race 4 - 1st Race - AMENDED RESULT

20/04/2024 16:50

### Race (15 Laps) started at 16:56:42

Lap	Time of Day	Lap Tm	SFSpd	S1	S2	S3
<b>(97) Jamie BLAKE</b>						
1	16:57:49.527		47.9		22.753	21.456
2	16:59:51.923	<b>2:02.396</b>	43.9	43.466	45.210	33.720
3	17:01:46.812	<b>1:54.889</b>	42.7	39.817	42.057	33.015
4	17:03:48.057	<b>2:01.245</b>	63.7	45.891	45.857	29.497
5	17:05:13.760	<b>1:25.703</b>	87.0	29.783	37.282	18.638
6	17:06:13.939	<b>1:00.179</b>	86.5	19.577	22.442	18.160
7	17:07:13.801	<b>59.862</b>	86.8	19.515	22.377	17.970
8	17:08:16.005	<b>1:02.204</b>	86.7	21.388	22.731	18.085
9	17:09:16.597	<b>1:00.592</b>	85.9	19.833	22.634	18.125
10	17:10:17.188	<b>1:00.591</b>	85.6	19.774	22.722	18.095
11	17:11:17.447	<b>1:00.259</b>	86.5	19.605	22.688	<b>17.966</b>
12	17:12:17.788	<b>1:00.341</b>	85.8	19.511	<b>22.359</b>	18.471
13	17:13:18.072	<b>1:00.284</b>	85.9	19.583	22.667	18.034
14	17:14:18.047	<b>59.975</b>	86.8	19.440	22.548	17.987
15	17:15:18.094	<b>1:00.047</b>	<b>87.6</b>	<b>19.376</b>	22.685	17.986

<b>(14) Rich FLETT</b>						
1	16:57:50.501		50.4		23.144	21.527
2	16:59:53.261	<b>2:02.760</b>	40.7	43.420	45.030	34.310
3	17:01:47.879	<b>1:54.618</b>	39.9	39.629	41.526	33.463
4	17:03:49.332	<b>2:01.453</b>	65.7	46.091	45.465	29.897
5	17:05:14.660	<b>1:25.328</b>	<b>87.6</b>	29.152	37.498	18.678
6	17:06:15.824	<b>1:01.164</b>	86.8	20.089	23.253	<b>17.822</b>
7	17:07:16.272	<b>1:00.448</b>	86.5	19.776	22.781	17.891
8	17:08:17.317	<b>1:01.045</b>	86.1	20.165	22.736	18.144
9	17:09:17.881	<b>1:00.564</b>	86.7	19.782	22.866	17.916
10	17:10:18.359	<b>1:00.478</b>	85.5	19.654	22.835	17.989
11	17:11:18.715	<b>1:00.356</b>	85.5	19.681	22.726	17.949
12	17:12:18.900	<b>1:00.185</b>	85.9	<b>19.563</b>	22.731	17.891
13	17:13:18.865	<b>59.965</b>	85.4	19.627	<b>22.276</b>	18.062
14	17:14:19.201	<b>1:00.336</b>	85.7	19.573	22.708	18.055
15	17:15:19.255	<b>1:00.054</b>	85.1	19.583	22.486	17.985

<b>(18) Daniel PATTERSON</b>						
1	16:57:52.852		50.8		23.017	21.486
2	16:59:56.092	<b>2:03.240</b>	39.9	44.936	44.143	34.161
3	17:01:50.810	<b>1:54.718</b>	44.1	40.597	40.187	33.934
4	17:03:52.925	<b>2:02.115</b>	71.2	46.809	47.140	28.166
5	17:05:20.478	<b>1:27.553</b>	77.1	28.427	38.068	21.058
6	17:06:22.339	<b>1:01.861</b>	<b>77.8</b>	20.097	<b>22.845</b>	<b>18.919</b>
7	17:07:24.543	<b>1:02.204</b>	77.4	20.141	23.124	18.939
8	17:08:26.693	<b>1:02.150</b>	77.0	20.159	23.030	18.961
9	17:09:28.907	<b>1:02.214</b>	77.5	<b>20.089</b>	23.100	19.025
10	17:10:31.345	<b>1:02.438</b>	77.3	20.286	23.142	19.010
11	17:11:33.926	<b>1:02.581</b>	76.9	20.195	23.358	19.028
12	17:12:36.350	<b>1:02.424</b>	77.3	20.106	23.109	19.209
13	17:13:39.005	<b>1:02.655</b>	76.0	20.450	23.159	19.046
14	17:14:41.716	<b>1:02.711</b>	76.9	20.388	23.176	19.147
15	17:15:44.362	<b>1:02.646</b>	76.7	20.300	23.097	19.249

<b>(91) Robbie DALGLEISH</b>						
1	16:57:55.460		52.8		23.413	22.287
2	16:59:57.578	<b>2:02.118</b>	39.5	43.663	44.654	33.801
3	17:01:52.487	<b>1:54.909</b>	44.9	41.339	39.718	33.852
4	17:03:56.335	<b>2:03.848</b>	67.9	47.980	46.343	29.525
5	17:05:21.488	<b>1:25.153</b>	77.5	26.369	37.523	21.261
6	17:06:23.730	<b>1:02.242</b>	77.0	20.280	23.020	18.942
7	17:07:25.761	<b>1:02.031</b>	<b>77.6</b>	20.191	<b>22.912</b>	<b>18.928</b>
8	17:08:28.421	<b>1:02.660</b>	77.3	20.216	23.424	19.020
9	17:09:31.519	<b>1:03.098</b>	76.0	20.704	23.316	19.078
10	17:10:33.836	<b>1:02.317</b>	76.5	20.140	23.112	19.065
11	17:11:36.404	<b>1:02.568</b>	76.4	20.173	23.355	19.040
12	17:12:38.992	<b>1:02.588</b>	76.0	20.344	23.182	19.062
13	17:13:41.175	<b>1:02.183</b>	76.5	20.193	23.025	18.965

Lap	Time of Day	Lap Tm	SFSpd	S1	S2	S3
14	17:14:43.445	<b>1:02.270</b>	76.9	20.119	23.215	18.936
15	17:15:45.585	<b>1:02.140</b>	76.5	<b>20.060</b>	23.110	18.970

<b>(25) Chad LITTLE</b>						
1	16:57:54.355		49.2		23.660	21.607
2	16:59:56.834	<b>2:02.479</b>	39.2	44.165	44.234	34.080
3	17:01:51.401	<b>1:54.567</b>	41.9	40.380	40.282	33.905
4	17:03:54.157	<b>2:02.756</b>	73.8	47.088	46.873	28.795
5	17:05:21.031	<b>1:26.874</b>	76.5	27.648	38.085	21.141
6	17:06:23.351	<b>1:02.320</b>	76.2	20.359	23.066	<b>18.895</b>
7	17:07:25.423	<b>1:02.072</b>	76.8	20.073	<b>23.050</b>	18.949
8	17:08:28.165	<b>1:02.742</b>	76.3	20.267	23.411	19.064
9	17:09:32.394	<b>1:04.229</b>	75.7	21.431	23.477	19.321
10	17:10:34.741	<b>1:02.347</b>	75.7	20.160	23.063	19.124
11	17:11:37.075	<b>1:02.334</b>	76.4	20.181	23.163	18.990
12	17:12:39.384	<b>1:02.309</b>	76.7	20.076	23.199	19.034
13	17:13:41.638	<b>1:02.254</b>	<b>77.0</b>	20.146	23.139	18.969
14	17:14:43.961	<b>1:02.323</b>	76.4	20.088	23.194	19.041
15	17:15:46.098	<b>1:02.137</b>	76.7	<b>20.050</b>	23.066	19.021

<b>(65) Jack IRVINE</b>						
1	16:57:56.566					
2	16:59:58.148	<b>2:01.582</b>				
3	17:01:53.333	<b>1:55.185</b>				
4	17:03:57.003	<b>2:03.670</b>				
5	17:05:21.975	<b>1:24.972</b>				
6	17:06:24.244	<b>1:02.269</b>				
7	17:07:26.593	<b>1:02.349</b>				
8	17:08:29.041	<b>1:02.448</b>				
9	17:09:32.806	<b>1:03.765</b>				
10	17:10:35.184	<b>1:02.378</b>				
11	17:11:37.472	<b>1:02.288</b>				
12	17:12:39.643	<b>1:02.171</b>				
13	17:13:42.096	<b>1:02.453</b>				
14	17:14:44.433	<b>1:02.337</b>				
15	17:15:46.594	<b>1:02.161</b>				

<b>(23) Ian MUNRO</b>						
1	16:57:57.386		54.6		24.212	22.751
2	16:59:58.965	<b>2:01.579</b>	42.0	43.195	44.700	33.684
3	17:01:53.646	<b>1:54.681</b>	46.0	41.891	39.112	33.678
4	17:03:57.787	<b>2:04.141</b>	70.7	48.828	45.830	29.483
5	17:05:22.289	<b>1:24.502</b>	76.5	25.702	37.461	21.339
6	17:06:24.942	<b>1:02.653</b>	76.7	20.319	23.394	<b>18.940</b>
7	17:07:27.422	<b>1:02.480</b>	75.9	20.244	23.244	18.992
8	17:08:29.934	<b>1:02.512</b>	76.3	20.227	<b>23.239</b>	19.046
9	17:09:32.922	<b>1:02.988</b>	76.3	20.341	23.279	19.368
10	17:10:35.888	<b>1:02.966</b>	76.5	20.577	23.434	18.955
11	17:11:38.327	<b>1:02.439</b>	<b>76.8</b>	20.111	23.327	19.001
12	17:12:41.014	<b>1:02.687</b>	76.4	20.229	23.401	19.057
13	17:13:43.464	<b>1:02.450</b>	76.3	<b>20.087</b>	23.289	19.074
14	17:14:46.115	<b>1:02.651</b>	76.3	20.198	23.357	19.096
15	17:15:49.387	<b>1:03.272</b>	75.6	20.277	23.638	19.357

<b>(70) Oly MORTIMER</b>						
1	16:57:51.554		51.1		23.374	21.889
2	16:59:55.254	<b>2:03.700</b>	40.7	45.318	44.162	34.220
3	17:01:49.916	<b>1:54.662</b>	43.3	40.830	39.960	33.872
4	17:03:52.005	<b>2:02.089</b>	68.3	46.128	47.637	28.324
5	17:05:19.866	<b>1:27.861</b>	76.4	28.710	38.255	20.896
6	17:06:22.135	<b>1:02.269</b>	76.4	20.100	23.102	19.067
7	17:07:24.195	<b>1:02.060</b>	76.2	<b>19.987</b>	23.105	18.968
8	17:08:26.305	<b>1:02.110</b>	75.9	20.075	<b>23.065</b>	18.970
9	17:09:28.752	<b>1:02.447</b>	<b>76.6</b>	20.080	23.206	19.161
10	17:10:31.063	<b>1:02.311</b>	75.8	20.072	23.175	19.064
11	17:11:33.507	<b>1:02.444</b>	76.3	20.158	23.247	19.039

Clerk of the Course

Orbits

Sig : \_\_\_\_\_ Time : \_\_\_\_\_  
 Chief Timekeeper - Ian Sharp (SMART Timing)  
 Results available at [www.smart-timing.co.uk](http://www.smart-timing.co.uk) and [www.speedhive.com](http://www.speedhive.com)



**KMSC/SMRC - Best of Scottish Motorsport**
**Scottish Mini Cooper & Cooper S Cup**
**Knockhill 1.267 miles**
**Race 4 - 1st Race - AMENDED RESULT**
**20/04/2024 16:50**
**Race (15 Laps) started at 16:56:42**

Lap	Time of Day	Lap Tm	SFSpd	S1	S2	S3
12	17:12:36.384	<b>1:02.877</b>	74.1	20.105	23.214	19.558
13	17:13:39.312	<b>1:02.928</b>	76.2	20.802	23.139	18.987
14	17:14:42.015	<b>1:02.703</b>	76.6	20.470	23.266	<b>18.967</b>
15	17:15:44.632	<b>1:02.617</b>	76.4	20.157	23.358	19.102

Lap	Time of Day	Lap Tm	SFSpd	S1	S2	S3
10	17:10:50.842	<b>1:04.314</b>	75.4	<b>20.738</b>	24.080	19.496
11	17:11:55.317	<b>1:04.475</b>	75.6	20.928	24.078	19.469
12	17:12:59.585	<b>1:04.268</b>	74.7	20.894	23.990	19.384
13	17:14:03.269	<b>1:03.684</b>	75.6	20.773	<b>23.614</b>	19.297
14	17:15:07.871	<b>1:04.602</b>	<b>76.3</b>	21.194	24.140	19.268
15	17:16:12.483	<b>1:04.612</b>	75.2	20.797	23.923	19.892

**(88) Barry HOLMES**

1	16:57:58.868		65.9		24.198	23.587
2	16:59:59.623	<b>2:00.755</b>	43.8	42.602	44.717	33.436
3	17:01:54.640	<b>1:55.017</b>	43.7	42.405	38.698	33.914
4	17:03:59.324	<b>2:04.684</b>	67.9	49.550	45.071	30.063
5	17:05:22.712	<b>1:23.388</b>	<b>77.7</b>	24.722	37.459	21.207
6	17:06:26.147	<b>1:03.435</b>	76.9	20.767	23.514	19.154
7	17:07:29.687	<b>1:03.540</b>	77.0	20.680	23.659	19.201
8	17:08:34.497	<b>1:04.810</b>	75.1	20.737	23.613	20.460
9	17:09:38.420	<b>1:03.923</b>	76.5	20.825	23.670	19.428
10	17:10:42.513	<b>1:04.093</b>	76.9	21.520	<b>23.470</b>	<b>19.103</b>
11	17:11:46.598	<b>1:04.085</b>	75.8	<b>20.662</b>	23.890	19.533
12	17:12:50.767	<b>1:04.169</b>	75.6	20.720	23.720	19.729
13	17:13:55.283	<b>1:04.516</b>	76.5	21.357	23.716	19.443
14	17:15:00.569	<b>1:05.286</b>	76.2	20.865	24.173	20.248
15	17:16:04.335	<b>1:03.766</b>	76.3	20.753	23.865	19.148

**(52) Michael WILLIAMS**

1	16:58:03.119		48.0		25.393	25.698
2	17:00:04.241		38.4	42.011	44.192	34.919
3	17:01:57.345	<b>1:53.104</b>	43.7	41.725	39.083	32.296
4	17:04:04.114	<b>2:06.769</b>	50.9	50.883	44.738	31.148
5	17:05:25.207	<b>1:21.093</b>	76.0	24.166	35.760	21.167
6	17:06:29.044	<b>1:03.837</b>	75.9	20.516	23.996	19.325
7	17:07:32.591	<b>1:03.547</b>	76.0	<b>20.391</b>	23.788	19.368
8	17:08:36.089	<b>1:03.498</b>	75.4	20.408	<b>23.748</b>	19.342
9	17:09:39.696	<b>1:03.607</b>	75.8	20.452	23.886	<b>19.269</b>
10	17:10:43.592	<b>1:03.896</b>	76.1	20.827	23.768	19.301
11	17:11:47.365	<b>1:03.773</b>	75.7	20.457	23.894	19.422
12	17:12:52.715	<b>1:05.350</b>	74.3	21.624	24.104	19.622
13	17:13:56.797	<b>1:04.082</b>	75.8	20.669	23.805	19.608
14	17:15:00.761	<b>1:03.964</b>	75.5	20.424	24.059	19.481
15	17:16:05.214	<b>1:04.453</b>	<b>76.4</b>	20.941	24.076	19.436

**(333) Ewan ROBERTSON**

1	16:58:04.342		48.1		25.073	26.485
2	17:00:05.517	<b>2:01.175</b>	38.0	42.180	45.219	33.776
3	17:01:58.729	<b>1:53.212</b>	47.9	42.211	38.859	32.142
4	17:04:05.568	<b>2:06.839</b>	55.5	51.609	45.131	30.099
5	17:05:26.610	<b>1:21.042</b>	<b>76.4</b>	23.991	35.765	21.286
6	17:06:30.804	<b>1:04.194</b>	76.2	20.939	24.031	<b>19.224</b>
7	17:07:35.187	<b>1:04.383</b>	75.6	20.807	24.153	19.423
8	17:08:38.913	<b>1:03.726</b>	76.3	20.421	<b>23.794</b>	19.511
9	17:09:42.881	<b>1:03.968</b>	75.3	<b>20.399</b>	24.048	19.521
10	17:10:46.934	<b>1:04.053</b>	76.0	20.656	24.018	19.379
11	17:11:50.644	<b>1:03.710</b>	75.7	20.439	23.797	19.474
12	17:12:56.802	<b>1:06.158</b>	73.0	21.328	24.238	20.592
13	17:14:01.571	<b>1:04.769</b>	74.8	21.342	23.910	19.517
14	17:15:05.642	<b>1:04.071</b>	75.9	20.595	24.085	19.391
15	17:16:10.978	<b>1:05.336</b>	75.6	20.636	25.280	19.420

**(80) Ross FOSTER**

1	16:58:03.739		51.2		25.920	25.658
2	17:00:04.915	<b>2:01.176</b>	37.5	42.185	44.870	34.121
3	17:01:58.021	<b>1:53.106</b>	43.0	42.069	38.917	32.120
4	17:04:04.984	<b>2:06.963</b>	53.3	51.360	45.056	30.547
5	17:05:26.098	<b>1:21.114</b>	75.9	24.119	35.637	21.358
6	17:06:30.282	<b>1:04.184</b>	76.1	20.987	23.960	<b>19.237</b>
7	17:07:36.354	<b>1:06.072</b>	74.5	22.011	24.503	19.558
8	17:08:41.829	<b>1:05.475</b>	75.7	22.044	23.955	19.476
9	17:09:46.528	<b>1:04.699</b>	75.7	20.839	24.493	19.367

**(12) Jacob HEAP**

1	16:58:05.102		48.6		25.652	26.348
2	17:00:06.253	<b>2:01.151</b>	36.5	42.799	45.239	33.113
3	17:01:59.438	<b>1:53.185</b>	44.2	42.964	38.002	32.219
4	17:04:06.505	<b>2:07.067</b>	52.2	53.077	43.925	30.065
5	17:05:27.293	<b>1:20.788</b>	75.5	24.204	35.388	21.196
6	17:06:31.453	<b>1:04.160</b>	75.6	20.730	24.007	19.423
7	17:07:36.425	<b>1:04.972</b>	75.2	20.769	24.348	19.855
8	17:08:40.569	<b>1:04.144</b>	75.2	21.261	23.704	<b>19.179</b>
9	17:09:44.037	<b>1:03.468</b>	75.5	<b>20.393</b>	23.780	19.295
10	17:10:47.448	<b>1:03.411</b>	75.0	20.484	<b>23.700</b>	19.227
11	17:11:51.541	<b>1:04.093</b>	<b>76.3</b>	20.465	24.281	19.347
12	17:12:56.867	<b>1:05.326</b>	74.0	20.652	24.296	20.378
13	17:14:02.286	<b>1:05.419</b>	73.5	21.825	23.888	19.706
14	17:15:07.335	<b>1:05.049</b>	76.3	21.666	24.062	19.321
15	17:16:12.504	<b>1:05.169</b>	73.7	20.464	24.698	20.007

**(27) Martin WIJETUNGA**

1	16:58:00.670		60.1		24.121	25.132
2	17:00:00.886	<b>2:00.216</b>	42.4	41.667	44.753	33.796
3	17:01:55.219	<b>1:54.333</b>	46.3	42.148	38.743	33.442
4	17:04:00.364	<b>2:05.145</b>	64.8	49.949	45.464	29.732
5	17:05:23.273	<b>1:22.909</b>	<b>77.4</b>	24.349	37.432	21.128
6	17:06:26.841	<b>1:03.568</b>	75.6	20.489	23.580	19.499
7	17:07:30.380	<b>1:03.539</b>	76.2	20.487	<b>23.532</b>	19.520
8	17:08:34.058	<b>1:03.678</b>	74.7	20.448	23.658	19.572
9	17:09:38.320	<b>1:04.262</b>	74.8	20.664	23.875	19.723
10	17:10:42.080	<b>1:03.760</b>	75.4	20.865	23.730	<b>19.165</b>
11	17:11:47.001	<b>1:04.921</b>	75.9	<b>20.423</b>	24.537	19.961
12	17:12:50.832	<b>1:03.831</b>	75.1	20.723	23.628	19.480
13	17:13:54.900	<b>1:04.068</b>	75.6	20.617	23.855	19.596
14	17:14:59.635	<b>1:04.735</b>	75.2	20.930	24.318	19.487
15	17:16:16.910	<b>1:17.275</b>	68.3			22.187

**(53) Stuart McPHADEN**

1	16:58:02.111		54.1			
2	17:00:01.824	<b>1:59.713</b>	40.6	41.768		
3	17:01:56.142	<b>1:54.318</b>	43.9	42.752	<b>38.450</b>	<b>33.116</b>
4	17:04:02.369	<b>2:06.227</b>	58.1	50.416		
5	17:05:23.902	<b>1:21.533</b>	<b>77.2</b>	23.686		
6	17:06:27.065	<b>1:03.163</b>	75.0	<b>20.215</b>		
7	17:07:30.651	<b>1:03.586</b>	75.1	20.813		
8	17:08:34.536	<b>1:03.885</b>	71.5			
9	17:09:39.001	<b>1:04.465</b>	75.9	21.108		
10	17:10:43.086	<b>1:04.085</b>	75.6	21.165		
11	17:11:47.342	<b>1:04.256</b>	73.3			
12	17:12:56.594	<b>1:09.252</b>	68.5	21.865		
13	17:14:02.242	<b>1:05.648</b>	77.0	22.351		
14	17:15:06.882	<b>1:04.640</b>	75.1	21.510		
15	17:16:12.201	<b>1:05.319</b>	74.3	20.413		

**(16) William SMITH**

1	16:58:07.228		46.2		25.761	28.709
2	17:00:08.008	<b>2:00.780</b>	38.3	42.542	45.507	32.731
3	17:02:01.410	<b>1:53.402</b>	48.2	43.728	37.686	31.988
4	17:04:08.770	<b>2:07.360</b>	55.1	53.557	43.888	29.915
5	17:05:30.107	<b>1:21.337</b>	75.5	26.031	33.154	22.152
6	17:06:35.086	<b>1:04.979</b>	<b>76.3</b>	21.190	24.203	19.586
7	17:07:39.667	<b>1:04.581</b>	75.7	<b>20.812</b>	23.905	19.864

**Clerk of the Course**
**Sig : Time :**
**Chief Timekeeper - Ian Sharp (SMART Timing)**
**Results available at [www.smart-timing.co.uk](http://www.smart-timing.co.uk) and [www.speedhive.com](http://www.speedhive.com)**
**Printed: 21/04/2024 08:00:14**
**Orbits**

**motor  
sport  
UK**
**RACE  
WITH  
RESPECT**

**KMSC/SMRC - Best of Scottish Motorsport**
**Lapchart**
**Scottish Mini Cooper & Cooper S Cup**
**Knockhill 1.267 miles**
**Qualifying 3**
**20/04/2024 15:20**
**Practice (12:00 Time) started at 15:28:34**

Competitors	Laps												
	1	2	3	4	5	6	7	8	9	10	11	12	
Jack IRVINE (65)	1	65	65	65	65	22	22	22	22	22	22	22	22
Ian MUNRO (23)	2	23	22	22	22	65	23	23	23	23	23	25	23
Jason BALLANTYNE (22)	3	22	23	23	23	23	65	25	25	25	25	23	25
Michael WILLIAMS (52)	4	52	52	25	25	25	25	97	91	91	91	91	91
Jacob HEAP (12)	5	12	25	52	20	20	20	91	97	12	12	12	52
Chad LITTLE (25)	6	25	12	20	12	91	91	12	12	52	97	52	12
Kyle REID (20)	7	20	20	12	91	12	97	52	52	97	52	18	18
Robbie DALGLEISH (91)	8	91	91	91	52	97	12	18	18	18	18	97	
Jamie BLAKE (97)	9	97	97	97	97	52	52	70	70	70	70	53	
Oly MORTIMER (70)	10	70	18	18	18	18	70	53	53	53	53	80	
Daniel PATTERSON (18)	11	18	70	70	70	70	18	80	80	80	80	70	
Stuart McPHADEN (53)	12	53	53	53	53	53	53	27	27	5	5	65	
Ross FOSTER (80)	13	80	80	80	80	80	80	5	5	27	88	20	
Jonathan WILD (5)	14	5	5	5	5	5	5	88	88	88	65	88	
Martin WIJETUNGA (27)	15	27	27	27	27	27	27	65	65	65	20	14	
Barry HOLMES (88)	16	88	88	88	88	88	88	20	20	20	14	5	
William SMITH (16)	17	16	16	16	16	16	16	16	16	14	16	16	
Curtis PATERSON (164)	18	164	164	14	14	14	14	14	14	16	27		
Rich FLETT (14)	19	14	14	164	164	164	164	164	164	164			
Blair DRYBURGH (13)	20	13	13	13	13	13							
Ewan ROBERTSON (333)	21	333	333	333									

**Clerk of the Course**
**Orbits**
**Sig :**
**Time :**
**Chief Timekeeper - Ian Sharp (SMART Timing)**
**Results available at [www.smart-timing.co.uk](http://www.smart-timing.co.uk) and [www.speedhive.com](http://www.speedhive.com)**
**Printed: 20/04/2024 17:21:12**

**motor  
sport  
UK**


**KMSC/SMRC - Best of Scottish Motorsport**

Scottish Mini Cooper & Cooper S Cup Race 11 - 2nd Race - AMENDED GRID Race (12 Laps)	Knockhill 1.267 miles 21/04/2024 12:30
--	---



POLE POSITION

<p><b>2</b></p> <div style="border: 1px solid black; padding: 5px; margin-bottom: 10px;">14 Rich FLETT</div> <p><b>4</b></p> <p><b>6</b></p> <p><b>8</b></p> <div style="border: 1px solid black; padding: 5px; margin-bottom: 10px;">91 Robbie DALGLEISH</div> <p><b>10</b></p> <div style="border: 1px solid black; padding: 5px; margin-bottom: 10px;">65 Jack IRVINE</div> <p><b>12</b></p> <div style="border: 1px solid black; padding: 5px; margin-bottom: 10px;">70 Oly MORTIMER</div> <p><b>14</b></p> <div style="border: 1px solid black; padding: 5px; margin-bottom: 10px;">52 Michael WILLIAMS</div> <p><b>16</b></p> <div style="border: 1px solid black; padding: 5px; margin-bottom: 10px;">80 Ross FOSTER</div> <p><b>18</b></p> <div style="border: 1px solid black; padding: 5px; margin-bottom: 10px;">27 Martin WIJETUNGA</div> <p><b>20</b></p> <div style="border: 1px solid black; padding: 5px;">16 William SMITH</div>		<p><b>1</b></p> <div style="border: 1px solid black; padding: 5px; margin-bottom: 10px;">97 Jamie BLAKE</div> <p><b>3</b></p> <p><b>5</b></p> <p><b>7</b></p> <div style="border: 1px solid black; padding: 5px; margin-bottom: 10px;">18 Daniel PATTERSON</div> <p><b>9</b></p> <div style="border: 1px solid black; padding: 5px; margin-bottom: 10px;">25 Chad LITTLE</div> <p><b>11</b></p> <div style="border: 1px solid black; padding: 5px; margin-bottom: 10px;">23 Ian MUNRO</div> <p><b>13</b></p> <div style="border: 1px solid black; padding: 5px; margin-bottom: 10px;">88 Barry HOLMES</div> <p><b>15</b></p> <div style="border: 1px solid black; padding: 5px; margin-bottom: 10px;">333 Ewan ROBERTSON</div> <p><b>17</b></p> <div style="border: 1px solid black; padding: 5px; margin-bottom: 10px;">12 Jacob HEAP</div> <p><b>19</b></p> <div style="border: 1px solid black; padding: 5px;">53 Stuart McPHADEN</div>	<p><b>1</b></p> <p><b>2</b></p> <p><b>3</b></p> <p><b>4</b></p> <p><b>5</b></p> <p><b>6</b></p> <p><b>7</b></p> <p><b>8</b></p> <p><b>9</b></p> <p><b>10</b></p>
---	--	--	--

Clerk of the Course	Orbits
---------------------	--------

Sig : \_\_\_\_\_ Time : \_\_\_\_\_  
 Chief Timekeeper - Ian Sharp (SMART Timing)  
 Results available at [www.smart-timing.co.uk](http://www.smart-timing.co.uk) and [www.speedhive.com](http://www.speedhive.com)  
 Printed: 21/04/2024 08:00:58





**KMSC/SMRC - Best of Scottish Motorsport**

Scottish Mini Cooper &amp; Cooper S Cup

Knockhill 1.267 miles

Race 11 - 2nd Race - AMENDED GRID

21/04/2024 12:30

Race (12 Laps)

**22**

164 Curtis PATERSON

**21**

5 Jonathan WILD

**11****24**

20 Kyle REID

**23**

13 Blair DRYBURGH

**12****25**

22 Jason BALLANTYNE

**13**

Clerk of the Course

Orbits

Sig : Time :

Chief Timekeeper - Ian Sharp (SMART Timing)

Results available at [www.smart-timing.co.uk](http://www.smart-timing.co.uk) and [www.speedhive.com](http://www.speedhive.com)

Printed: 21/04/2024 08:00:58

motor  
sport  
UK**RACE  
WITH  
RESPECT**

**KMSC/SMRC - Best of Scottish Motorsport****Sorted on Laps**

Scottish Legends Cars Championship

Knockhill 1.267 miles

Race 5 - Final A

20/04/2024 17:15

Race (13 Laps) started at 17:32:30

Pos	No.	Name	Make/Model	CC	Class	Laps	Total Tm	Diff	Best Tm	In Lap	2nd Best
1	52	Stewart BLACK	Legend Coupe	1250	L	13	16:46.158		58.101	7	58.528
2	14	Daniel CLARK	Legend Coupe	890	L	13	16:46.212	0.054	57.993	7	58.217
3	8	Steve WHITELEGG	Legend Coupe	1250	L T	13	16:47.203	1.045	58.971	13	59.136
4	85	Mark BEATY	Legend Coupe	1250	L	13	16:47.662	1.504	58.814	13	58.945
5	24	Matthew PAPE	Legend Coupe	1250	L	13	16:49.347	3.189	59.050	13	59.279
6	15	Elby CLARK	Legend Coupe	890	L	13	16:49.774	3.616	59.588	12	59.640
7	26	Scott HYNDS	Legend Coupe	1250	L	13	16:52.949	6.791	1:00.134	13	1:00.210
8	72	Glenn BURTENSHAW	Legend Sedan	1250	L	13	16:53.620	7.462	1:00.343	12	1:00.491
9	43	Jonty NORMAN	Legend Sedan	1250	L	13	16:53.798	7.640	1:00.190	12	1:00.216
10	17	Billy WAIT	Legend Coupe	1250	L	13	16:54.492	8.334	1:00.546	6	1:00.814
11	9	Colin ATKINSON	Legend Coupe	899	L	13	16:56.790	10.632	59.975	7	1:00.500
12	77	Michael WEDDELL	Legend Coupe	1250	L R	13	16:57.290	11.132	1:00.101	5	1:00.692
13	28	David ALLAN	Legend Coupe	890	L	13	16:57.318	11.160	1:00.439	7	1:00.508
14	27	Grant HUNTER	Legend Coupe	890	L R	13	16:57.550	11.392	1:00.151	13	1:00.523
15	16	Chris LAPIT	Legend Sedan	1250	L	13	16:58.214	12.056	1:00.978	13	1:01.124
16	48	Declan BURKE	Legend Coupe	1250	Gue	13	16:58.445	12.287	1:00.900	6	1:00.915
17	6	Gary ATKINSON	Legend Sedan-Van	899	L R	13	17:02.873	16.715	1:02.219	12	1:02.308
18	25	Graham MOORE	Legend Coupe	1250	L R	13	17:04.553	18.395	1:02.691	5	1:02.759
19	78	David HEADEN	Legend Sedan	1250	L R	13	17:05.635	19.477	1:02.436	12	1:02.758
20	55	Stuart McANDREW	Legend Coupe	1250	L	13	17:08.598	22.440	1:01.588	13	1:02.311
21	10	Ross HODGSON	Legend Coupe	1300	L	13	17:11.080	24.922	1:02.831	13	1:03.828
22	4	Christopher WALLACE	Legend Coupe	1250	L R	13	17:11.233	25.075	1:04.206	13	1:04.283
23	66	Alastair CALDERWOOD	Legend Sedan	1250	L	13	17:13.306	27.148	1:04.428	13	1:04.692
24	95	Maxim POPELYUSHKO	Legend Coupe	850	L	10	17:28.686	3 Laps	1:07.910	1	1:12.754
<b>Not classified</b>											
DNF	46	Brent BOWIE	Legend Coupe	1250	L	8	13:56.361	DNF	59.904	6	1:00.086
DNF	22	Chris DEWEY	Legend Coupe	1250	L	7	8:14.611	DNF	59.664	5	1:00.339
DNF	127	Phil ROWLANDS	Legend Coupe	1250	L R	6	7:45.165	DNF	1:01.635	2	1:01.715
DNS	333	William READ	Legend Coupe	890	L			DNS		0	
DNS	53	Stuart ROBERTSON	Legend Coupe	850	L			DNS		0	
DNS	37	Ivor GREENWOOD	Legend Coupe	1250	L			DNS		0	

**Announcements**

Race distance increased to 11 Laps - 1 Lap completed behind the Safety Car  
 Race distance increased to 13 Laps - 2 Laps completed behind the Safety Car

Margin of Victory	Avg. Speed	Best Lap Tm	Best Speed	Best Lap by
0.054	58.928	57.993	78.645	14 - Daniel CLARK

**Clerk of the Course****Orbits**

Sig : Time :  
 Chief Timekeeper - Ian Sharp (SMART Timing)  
 Results available at [www.smart-timing.co.uk](http://www.smart-timing.co.uk) and [www.speedhive.com](http://www.speedhive.com)



**KMSC/SMRC - Best of Scottish Motorsport**

Scottish Legends Cars Championship

Knockhill 1.267 miles

Race 5 - Final A

20/04/2024 17:15

Race (13 Laps) started at 17:32:30

Lap	Time of Day	Lap Tm	SFSpd	S1	S2	S3
<b>(52) Stewart BLACK</b>						
1	17:33:41.807	<b>1:05.968</b>	<b>93.5</b>	24.058	24.480	17.430
2	17:34:42.375	<b>1:00.568</b>	92.9	20.018	22.947	17.603
3	17:35:56.457	<b>1:14.082</b>	46.7	19.329	24.970	29.783
4	17:37:47.334	<b>1:50.877</b>	93.1	51.615	37.896	21.366
5	17:38:47.160	<b>59.826</b>	91.7	19.179	23.102	17.545
6	17:39:46.433	<b>59.273</b>	90.8	18.954	22.922	17.397
7	17:40:44.534	<b>58.101</b>	92.3	<b>18.907</b>	<b>21.899</b>	<b>17.295</b>
8	17:41:43.315	<b>58.781</b>	90.8	19.102	22.073	17.606
9	17:42:56.358	<b>1:13.043</b>	50.8	20.106	28.399	24.538
10	17:45:08.125	<b>2:11.767</b>	35.5	46.226	48.382	37.159
11	17:47:18.988	<b>2:10.863</b>	92.7	57.293	49.209	24.361
12	17:48:17.516	<b>58.528</b>	90.2	19.137	22.082	17.309
13	17:49:16.189	<b>58.673</b>	91.2	19.221	22.018	17.434

Lap	Time of Day	Lap Tm	SFSpd	S1	S2	S3
<b>(14) Daniel CLARK</b>						
1	17:33:42.214	<b>1:06.230</b>	<b>95.2</b>	23.808	24.744	17.678
2	17:34:42.975	<b>1:00.761</b>	92.7	19.967	23.056	17.738
3	17:35:58.570	<b>1:15.595</b>	43.7	19.807	25.806	29.982
4	17:37:48.582	<b>1:50.012</b>	93.5	51.481	37.340	21.191
5	17:38:48.029	<b>59.447</b>	93.5	19.226	22.392	17.829
6	17:39:46.953	<b>58.924</b>	92.8	19.158	22.256	17.510
7	17:40:44.946	<b>57.993</b>	93.9	19.084	<b>21.654</b>	17.255
8	17:41:43.658	<b>58.712</b>	92.1	19.565	21.825	17.322
9	17:42:57.170	<b>1:13.512</b>	49.6	20.537	28.452	24.523
10	17:45:09.130	<b>2:11.960</b>	35.5	46.147	48.685	37.128
11	17:47:19.377	<b>2:10.247</b>	93.2	58.102	47.924	24.221
12	17:48:18.026	<b>58.649</b>	92.6	19.203	22.126	17.320
13	17:49:16.243	<b>58.217</b>	95.2	<b>19.021</b>	21.973	<b>17.223</b>

Lap	Time of Day	Lap Tm	SFSpd	S1	S2	S3
<b>(8) Steve WHITELEGG</b>						
1	17:33:39.764	<b>1:04.403</b>	<b>92.4</b>	23.605	22.976	17.822
2	17:34:40.128	<b>1:00.364</b>	90.1	19.868	22.803	17.693
3	17:35:49.198	<b>1:09.070</b>	37.9	19.139	22.715	27.216
4	17:37:44.334	<b>1:55.136</b>	92.4	52.469	41.585	21.082
5	17:38:43.470	<b>59.136</b>	91.6	<b>19.106</b>	22.476	17.554
6	17:39:43.124	<b>59.654</b>	91.6	19.278	22.824	17.552
7	17:40:42.875	<b>59.751</b>	89.0	19.205	22.894	17.652
8	17:41:42.637	<b>59.762</b>	89.2	19.330	22.780	17.652
9	17:42:52.808	<b>1:10.171</b>	45.2	19.797	23.014	27.360
10	17:45:07.145	<b>2:14.337</b>	35.3	48.951	48.523	36.863
11	17:47:18.712	<b>2:11.567</b>	90.1	56.699	50.453	24.415
12	17:48:18.263	<b>59.551</b>	90.9	19.594	<b>22.299</b>	17.658
13	17:49:17.234	<b>58.971</b>	90.6	19.164	22.304	<b>17.503</b>

Lap	Time of Day	Lap Tm	SFSpd	S1	S2	S3
<b>(85) Mark BEATY</b>						
1	17:33:36.281	<b>1:04.356</b>	<b>92.2</b>	24.029	22.469	17.858
2	17:34:35.911	<b>59.630</b>	89.2	19.475	22.540	17.615
3	17:35:43.570	<b>1:07.659</b>	33.1	19.459	22.486	25.714
4	17:37:43.244	<b>1:59.674</b>	90.0	55.065	42.602	22.007
5	17:38:42.819	<b>59.575</b>	89.1	19.379	22.201	17.995
6	17:39:42.957	<b>1:00.138</b>	89.1	19.371	22.834	17.933
7	17:40:43.639	<b>1:00.682</b>	89.6	19.798	22.856	18.028
8	17:41:43.679	<b>1:00.040</b>	90.1	19.279	22.529	18.232
9	17:42:58.274	<b>1:14.595</b>	47.2	20.921	28.701	24.973
10	17:45:10.333	<b>2:12.059</b>	36.1	45.945	48.667	37.447
11	17:47:19.934	<b>2:09.601</b>	91.4	58.127	47.145	24.329
12	17:48:18.879	<b>58.945</b>	90.8	<b>19.219</b>	22.146	17.580
13	17:49:17.693	<b>58.814</b>	91.4	19.297	<b>21.995</b>	<b>17.522</b>

Lap	Time of Day	Lap Tm	SFSpd	S1	S2	S3
<b>(24) Matthew PAPE</b>						
1	17:33:41.470	<b>1:06.189</b>	<b>93.7</b>	24.426	24.106	17.657
2	17:34:43.399	<b>1:01.929</b>	91.4	20.685	22.970	18.274
3	17:35:59.368	<b>1:15.969</b>	45.9	20.053	26.027	29.889
4	17:37:49.388	<b>1:50.020</b>	91.8	51.324	37.186	21.510

Lap	Time of Day	Lap Tm	SFSpd	S1	S2	S3
5	17:38:48.853	<b>59.465</b>	92.7	19.243	22.299	17.923
6	17:39:48.756	<b>59.903</b>	90.8	19.281	22.911	17.711
7	17:40:48.302	<b>59.546</b>	90.1	19.442	22.454	17.650
8	17:41:47.820	<b>59.518</b>	89.8	19.240	22.483	17.795
9	17:43:00.454	<b>1:12.634</b>	41.2	22.311	24.966	25.357
10	17:45:12.157	<b>2:11.703</b>	36.6	45.552	48.969	37.182
11	17:47:21.049	<b>2:08.892</b>	91.9	58.510	45.996	24.386
12	17:48:20.328	<b>59.279</b>	92.6	19.257	22.507	<b>17.515</b>
13	17:49:19.378	<b>59.050</b>	90.4	<b>19.223</b>	<b>22.283</b>	17.544

Lap	Time of Day	Lap Tm	SFSpd	S1	S2	S3
<b>(15) Elby CLARK</b>						
1	17:33:39.128	<b>1:06.604</b>	90.7	24.976	23.032	18.596
2	17:34:41.085	<b>1:01.957</b>	92.6	20.741	23.297	17.919
3	17:35:51.563	<b>1:10.478</b>	44.1	19.788	23.703	26.987
4	17:37:46.084	<b>1:54.521</b>	90.2	52.146	40.618	21.757
5	17:38:46.309	<b>1:00.225</b>	89.1	19.736	22.556	17.933
6	17:39:46.840	<b>1:00.531</b>	<b>93.5</b>	19.562	22.981	17.988
7	17:40:47.104	<b>1:00.264</b>	91.2	19.884	22.746	17.634
8	17:41:47.140	<b>1:00.036</b>	90.6	19.664	22.600	17.772
9	17:42:59.643	<b>1:12.503</b>	45.9	21.680	25.264	25.559
10	17:45:11.153	<b>2:11.510</b>	35.6	45.496	48.636	37.378
11	17:47:20.577	<b>2:09.424</b>	91.9	58.508	46.624	24.292
12	17:48:20.165	<b>59.588</b>	91.9	<b>19.196</b>	22.546	17.846
13	17:49:19.805	<b>59.640</b>	92.2	19.973	<b>22.291</b>	<b>17.376</b>

Lap	Time of Day	Lap Tm	SFSpd	S1	S2	S3
<b>(26) Scott HYNDS</b>						
1	17:33:40.950	<b>1:06.239</b>	91.9	24.554	23.475	18.210
2	17:34:41.807	<b>1:00.857</b>	91.8	19.944	22.928	17.985
3	17:35:57.811	<b>1:16.004</b>	42.9	20.399	25.368	30.237
4	17:37:48.027	<b>1:50.216</b>	91.7	51.183	37.741	21.292
5	17:38:49.100	<b>1:01.073</b>	<b>92.8</b>	<b>19.453</b>	23.290	18.330
6	17:39:49.575	<b>1:00.475</b>	91.4	19.518	22.971	17.986
7	17:40:50.882	<b>1:01.307</b>	89.5	19.998	23.309	18.000
8	17:41:51.092	<b>1:00.210</b>	85.2	19.633	22.658	17.919
9	17:43:07.739	<b>1:16.647</b>	81.9	23.327	30.826	22.494
10	17:45:14.579	<b>2:06.840</b>	37.1	40.426	49.058	37.356
11	17:47:22.174	<b>2:07.595</b>	91.7	58.670	44.464	24.461
12	17:48:22.846	<b>1:00.672</b>	92.1	20.201	<b>22.582</b>	<b>17.889</b>
13	17:49:22.980	<b>1:00.134</b>	89.5	19.538	22.689	17.907

Lap	Time of Day	Lap Tm	SFSpd	S1	S2	S3
<b>(72) Glenn BURTENSHAW</b>						
1	17:33:39.526	<b>1:06.163</b>	90.9	24.611	23.419	18.133
2	17:34:41.413	<b>1:01.887</b>	91.1	20.596	23.350	17.941
3	17:35:55.695	<b>1:14.282</b>	49.3	20.058	24.526	29.698
4	17:37:47.314	<b>1:51.619</b>	90.4	51.402	38.445	21.772
5	17:38:48.789	<b>1:01.475</b>	90.7	19.925	23.444	18.106
6	17:39:50.449	<b>1:01.660</b>	89.5	20.051	23.294	18.315
7	17:40:51.090	<b>1:00.641</b>	90.9	<b>19.775</b>	22.867	17.999
8	17:41:52.202	<b>1:01.112</b>	79.2	20.255	22.815	18.042
9	17:43:10.259	<b>1:18.057</b>	80.5	27.183	31.082	19.792
10	17:45:15.843	<b>2:05.584</b>	38.3	39.214	48.597	37.773
11	17:47:22.817	<b>2:06.974</b>	90.7	58.767	43.776	24.431
12	17:48:23.160	<b>1:00.343</b>	<b>92.1</b>	19.861	<b>22.656</b>	17.826
13	17:49:23.651	<b>1:00.491</b>	89.6	19.920	22.868	<b>17.703</b>

Lap	Time of Day	Lap Tm	SFSpd	S1	S2	S3
<b>(43) Jonty NORMAN</b>						
1	17:33:41.294	<b>1:06.457</b>	91.8	24.714	23.681	18.062
2	17:34:43.696	<b>1:02.402</b>	90.9	20.282	23.474	18.646
3	17:36:01.891	<b>1:18.195</b>	53.0	20.016	27.791	30.388
4	17:37:50.813	<b>1:48.922</b>	92.3	50.755	36.685	21.482
5	17:38:51.358	<b>1:00.545</b>	91.3	19.841	22.849	17.855
6	17:39:51.740	<b>1:00.382</b>	91.2	19.890	22.709	17.783
7	17:40:51.956	<b>1:00.216</b>	92.3	<b>19.736</b>	<b>22.619</b>	17.861
8	17:41:52.561	<b>1:00.605</b>	84.2	19.827	22.755	18.023
9	17:43:11.513	<b>1:18.952</b>	82.3	27.567	31.585	19.800
10	17:45:16.863	<b>2:05.350</b>	38.7	40.204	47.448	37.698

Clerk of the Course

Orbits

Sig : \_\_\_\_\_ Time : \_\_\_\_\_  
Chief Timekeeper - Ian Sharp (SMART Timing)Results available at [www.smart-timing.co.uk](http://www.smart-timing.co.uk) and [www.speedhive.com](http://www.speedhive.com)

Printed: 20/04/2024 17:52:32



**KMSC/SMRC - Best of Scottish Motorsport****Scottish Legends Cars Championship****Knockhill 1.267 miles****Race 5 - Final A****20/04/2024 17:15****Race (13 Laps) started at 17:32:30**

Lap	Time of Day	Lap Tm	SFSpd	S1	S2	S3
11	17:47:23.398	<b>2:06.535</b>	92.7	58.905	43.232	24.398
12	17:48:23.588	<b>1:00.190</b>	<b>93.1</b>	19.931	22.762	<b>17.497</b>
13	17:49:23.829	<b>1:00.241</b>	92.8	19.834	22.761	17.646

Lap	Time of Day	Lap Tm	SFSpd	S1	S2	S3
2	17:34:47.785	<b>1:02.058</b>	91.9	20.071	23.296	18.691
3	17:36:08.340	<b>1:20.555</b>	55.4	19.806	30.151	30.598
4	17:37:53.941	<b>1:45.601</b>	90.7	48.516	36.537	20.548
5	17:38:54.786	<b>1:00.845</b>	92.8	19.926	22.800	18.119
6	17:39:55.309	<b>1:00.523</b>	91.6	<b>19.528</b>	22.964	18.031
7	17:40:56.321	<b>1:01.012</b>	91.3	20.152	22.721	18.139
8	17:41:56.897	<b>1:00.576</b>	77.6	20.214	<b>22.576</b>	17.786
9	17:43:18.597	<b>1:21.700</b>	89.0	29.608	30.719	21.373
10	17:45:22.609	<b>2:04.012</b>	43.2	38.200	48.405	37.407
11	17:47:25.863	<b>2:03.254</b>	92.2	58.509	40.680	24.065
12	17:48:27.430	<b>1:01.567</b>	92.8	19.746	23.511	18.310
13	17:49:27.581	<b>1:00.151</b>	<b>93.7</b>	19.852	22.735	<b>17.564</b>

**(17) Billy WAIT**

1	17:33:39.976	<b>1:06.560</b>	<b>93.6</b>	25.184	23.278	18.098
2	17:34:41.597	<b>1:01.621</b>	91.9	20.671	22.964	17.986
3	17:35:53.973	<b>1:12.376</b>	47.7	19.636	23.278	29.462
4	17:37:46.617	<b>1:52.644</b>	90.4	52.023	38.695	21.926
5	17:38:47.492	<b>1:00.875</b>	91.6	19.737	23.041	18.097
6	17:39:48.038	<b>1:00.546</b>	89.1	<b>19.317</b>	23.054	18.175
7	17:40:48.852	<b>1:00.814</b>	90.2	19.902	22.999	<b>17.913</b>
8	17:41:49.839	<b>1:00.987</b>	88.1	19.759	22.789	18.439
9	17:43:05.906	<b>1:16.067</b>	83.0	23.520	30.765	21.782
10	17:45:13.363	<b>2:07.457</b>	36.2	41.515	48.135	37.807
11	17:47:21.753	<b>2:08.390</b>	88.9	58.725	45.292	24.373
12	17:48:22.799	<b>1:01.046</b>	88.6	20.043	<b>22.715</b>	18.288
13	17:49:24.523	<b>1:01.724</b>	87.7	19.974	22.972	18.778

**(16) Chris LAPIT**

1	17:33:38.532	<b>1:08.155</b>	90.0	26.169	23.467	18.519
2	17:34:40.620	<b>1:02.088</b>	90.6	19.926	23.735	18.427
3	17:35:50.504	<b>1:09.884</b>	40.4	<b>19.811</b>	23.696	26.377
4	17:37:45.438	<b>1:54.934</b>	88.6	52.114	40.954	21.866
5	17:38:47.992	<b>1:02.554</b>	90.6	20.586	23.627	18.341
6	17:39:49.287	<b>1:01.295</b>	90.2	19.891	23.282	18.122
7	17:40:51.709	<b>1:02.422</b>	90.1	20.108	23.904	18.410
8	17:41:52.833	<b>1:01.124</b>	84.9	20.389	<b>22.745</b>	17.990
9	17:43:12.807	<b>1:19.974</b>	86.1	28.026	31.804	20.144
10	17:45:18.055	<b>2:05.248</b>	41.0	39.620	48.298	37.330
11	17:47:23.677	<b>2:05.622</b>	<b>91.4</b>	58.853	42.550	24.219
12	17:48:27.267	<b>1:03.590</b>	88.9	20.807	24.401	18.382
13	17:49:28.245	<b>1:00.978</b>	90.6	20.241	22.792	<b>17.945</b>

**(9) Colin ATKINSON**

1	17:33:40.620	<b>1:06.496</b>	91.2	24.872	23.547	18.077
2	17:34:42.213	<b>1:01.593</b>	90.7	20.509	23.091	17.993
3	17:36:00.809	<b>1:18.596</b>	45.5	20.939	27.546	30.111
4	17:37:50.191	<b>1:49.382</b>	90.9	51.108	36.811	21.463
5	17:38:51.501	<b>1:01.310</b>	<b>93.1</b>	20.006	23.006	18.298
6	17:39:52.707	<b>1:01.206</b>	89.7	20.480	22.865	17.861
7	17:40:52.682	<b>59.975</b>	90.0	<b>19.574</b>	22.643	17.758
8	17:41:53.348	<b>1:00.666</b>	82.7	20.228	<b>22.537</b>	17.901
9	17:43:15.786	<b>1:22.438</b>	81.2	29.499	31.588	21.351
10	17:45:19.191	<b>2:03.405</b>	40.2	37.943	48.194	37.268
11	17:47:24.557	<b>2:05.366</b>	90.0	58.606	42.273	24.487
12	17:48:26.321	<b>1:01.764</b>	89.6	20.044	24.071	<b>17.649</b>
13	17:49:26.821	<b>1:00.500</b>	88.8	20.116	22.699	17.685

**(48) Declan BURKE**

1	17:33:44.250	<b>1:06.366</b>	91.1	23.107	25.266	17.993
2	17:34:45.464	<b>1:01.214</b>	91.2	<b>19.685</b>	23.177	18.352
3	17:36:04.134	<b>1:18.670</b>	57.9	19.691	28.574	30.405
4	17:37:51.493	<b>1:47.359</b>	92.3	49.958	36.621	20.780
5	17:38:52.606	<b>1:01.113</b>	90.6	20.172	23.036	17.905
6	17:39:53.506	<b>1:00.900</b>	90.3	19.934	22.988	17.978
7	17:40:54.655	<b>1:01.149</b>	89.0	19.866	23.048	18.235
8	17:41:57.421	<b>1:02.766</b>	67.3	20.844	23.386	18.536
9	17:43:19.722	<b>1:22.301</b>	81.0	30.467	30.599	21.235
10	17:45:23.859	<b>2:04.137</b>	38.2	38.771	48.151	37.215
11	17:47:26.388	<b>2:02.529</b>	91.8	58.702	39.737	24.090
12	17:48:27.561	<b>1:01.173</b>	90.9	19.709	23.656	17.808
13	17:49:28.476	<b>1:00.915</b>	<b>92.4</b>	20.325	<b>22.886</b>	<b>17.704</b>

**(77) Michael WEDDELL**

1	17:33:46.240	<b>1:08.006</b>	89.5	23.452	26.210	18.344
2	17:34:47.256	<b>1:01.016</b>	89.7	19.802	22.972	18.242
3	17:36:07.414	<b>1:20.158</b>	53.2	<b>19.522</b>	29.911	30.725
4	17:37:53.006	<b>1:45.592</b>	<b>91.2</b>	48.805	36.363	20.424
5	17:38:53.107	<b>1:00.101</b>	89.5	19.542	<b>22.530</b>	18.029
6	17:39:53.799	<b>1:00.692</b>	89.8	19.625	22.991	18.076
7	17:40:54.547	<b>1:00.748</b>	88.5	19.832	22.918	17.998
8	17:41:55.387	<b>1:00.840</b>	74.3	19.985	22.680	18.175
9	17:43:17.676	<b>1:22.289</b>	77.9	29.808	31.229	21.252
10	17:45:21.830	<b>2:04.154</b>	39.6	38.231	48.679	37.244
11	17:47:25.549	<b>2:03.719</b>	89.8	58.291	41.267	24.161
12	17:48:26.531	<b>1:00.982</b>	90.1	19.703	23.562	<b>17.717</b>
13	17:49:27.321	<b>1:00.790</b>	88.2	20.081	22.727	17.982

**(6) Gary ATKINSON**

1	17:33:48.296	<b>1:10.662</b>	90.0	24.674	27.158	18.830
2	17:34:52.970	<b>1:04.674</b>	89.4	21.595	24.424	18.655
3	17:36:15.031	<b>1:22.061</b>	56.2	20.510	30.345	31.206
4	17:37:57.403	<b>1:42.372</b>	<b>90.1</b>	45.991	35.989	20.392
5	17:39:00.696	<b>1:03.293</b>	88.1	20.424	24.174	18.695
6	17:40:03.738	<b>1:03.042</b>	88.8	20.456	23.971	18.615
7	17:41:06.427	<b>1:02.689</b>	88.6	20.436	23.928	18.325
8	17:42:13.463	<b>1:07.036</b>	79.2	21.862	24.092	21.082
9	17:43:24.662	<b>1:11.199</b>	82.6	23.909	26.847	20.443
10	17:45:27.084	<b>2:02.422</b>	38.6	36.765	48.072	37.585
11	17:47:28.377	<b>2:01.293</b>	89.4	58.600	38.200	24.493
12	17:48:30.596	<b>1:02.219</b>	89.7	<b>20.073</b>	23.886	18.260
13	17:49:32.904	<b>1:02.308</b>	88.1	20.280	<b>23.785</b>	<b>18.243</b>

**(25) Graham MOORE**

1	17:33:47.147	<b>1:10.699</b>	87.3	23.852	27.806	19.041
2	17:34:50.149	<b>1:03.002</b>	88.0	20.261	24.295	18.446
3	17:36:10.082	<b>1:19.933</b>	56.8	20.354	28.868	30.711
4	17:37:54.582	<b>1:44.500</b>	<b>89.2</b>	47.627	36.254	20.619
5	17:38:57.273	<b>1:02.691</b>	86.8	<b>19.949</b>	24.181	18.561
6	17:40:00.032	<b>1:02.759</b>	86.6	20.312	<b>24.020</b>	<b>18.427</b>
7	17:41:03.066	<b>1:03.034</b>	85.8	20.477	24.107	18.450

**(27) Grant HUNTER**

1	17:33:45.727	<b>1:08.350</b>	90.3	23.223	26.673	18.454
---	--------------	-----------------	------	--------	--------	--------

**Clerk of the Course**

**Sig :** **Time :**  
**Chief Timekeeper - Ian Sharp (SMART Timing)**  
**Results available at [www.smart-timing.co.uk](http://www.smart-timing.co.uk) and [www.speedhive.com](http://www.speedhive.com)**

**Orbits**



# KMSC/SMRC - Best of Scottish Motorsport

## Scottish Legends Cars Championship

Knockhill 1.267 miles

### Race 5 - Final A

20/04/2024 17:15

### Race (13 Laps) started at 17:32:30

Lap	Time of Day	Lap Tm	SFSpd	S1	S2	S3
8	17:42:09.300	<b>1:06.234</b>	84.1	22.099	25.137	18.998
9	17:43:22.135	<b>1:12.835</b>	85.2	22.617	28.600	21.618
10	17:45:25.003	<b>2:02.868</b>	36.5	37.996	47.886	36.986
11	17:47:27.519	<b>2:02.516</b>	88.2	58.731	39.163	24.622
12	17:48:30.324	<b>1:02.805</b>	88.0	20.105	24.256	18.444
13	17:49:34.584	<b>1:04.260</b>	85.3	20.910	24.352	18.998

#### (78) David HEADEN

1	17:33:47.561	<b>1:10.353</b>	<b>90.0</b>	24.358	27.140	18.855
2	17:34:51.529	<b>1:03.968</b>	87.5	21.074	24.007	18.887
3	17:36:13.384	<b>1:21.855</b>	57.1	20.667	29.059	32.129
4	17:37:56.694	<b>1:43.310</b>	87.2	46.520	36.071	20.719
5	17:39:00.736	<b>1:04.042</b>	87.3	20.766	23.899	19.377
6	17:40:04.629	<b>1:03.893</b>	86.7	21.081	23.919	18.893
7	17:41:07.387	<b>1:02.758</b>	86.8	20.376	23.773	18.609
8	17:42:16.276	<b>1:08.889</b>	75.7	22.018	24.264	22.607
9	17:43:26.751	<b>1:10.475</b>	81.0	24.962	25.308	20.205
10	17:45:28.542	<b>2:01.791</b>	37.9	35.727	48.445	37.619
11	17:47:29.289	<b>2:00.747</b>	88.0	58.610	38.004	24.133
12	17:48:31.725	<b>1:02.436</b>	87.6	20.317	<b>23.615</b>	<b>18.504</b>
13	17:49:35.666	<b>1:03.941</b>	72.4	<b>20.241</b>	23.906	19.794

#### (55) Stuart McANDREW

1	17:33:38.898	<b>1:07.174</b>	91.4	25.450	23.143	18.581
2	17:34:41.853	<b>1:02.955</b>	41.2	<b>20.233</b>	<b>23.047</b>	19.675
3	17:36:30.741	<b>1:48.888</b>	73.3	57.467	27.820	23.601
4	17:38:01.291	<b>1:30.550</b>	91.1	33.806	36.806	19.938
5	17:39:03.602	<b>1:02.311</b>	<b>93.1</b>	20.453	23.328	18.530
6	17:40:09.560	<b>1:05.958</b>	85.5	21.410	24.901	19.647
7	17:41:15.845	<b>1:06.285</b>	88.8	21.842	25.451	18.992
8	17:42:25.640	<b>1:09.795</b>	83.0	21.933	25.248	22.614
9	17:43:39.817	<b>1:14.177</b>	68.1	24.728	27.735	21.714
10	17:45:31.705	<b>1:51.888</b>	36.0	28.995	45.212	37.681
11	17:47:32.682	<b>2:00.977</b>	75.2	59.197	37.715	24.065
12	17:48:37.041	<b>1:04.359</b>	88.5	21.855	23.761	18.743
13	17:49:38.629	<b>1:01.588</b>	89.4	20.299	23.125	<b>18.164</b>

#### (10) Ross HODGSON

1	17:33:49.880	<b>1:11.877</b>	86.4	25.679	26.494	19.704
2	17:34:56.748	<b>1:06.868</b>	87.4	21.196	25.364	20.308
3	17:36:18.717	<b>1:21.969</b>	43.9	20.951	29.740	31.278
4	17:38:00.673	<b>1:41.956</b>	86.0	44.988	36.833	20.135
5	17:39:04.501	<b>1:03.828</b>	87.6	21.768	<b>23.335</b>	<b>18.725</b>
6	17:40:09.696	<b>1:05.195</b>	<b>90.2</b>	21.214	25.052	18.929
7	17:41:16.259	<b>1:06.563</b>	86.1	21.975	25.362	19.226
8	17:42:28.996	<b>1:12.737</b>	74.6	22.915	25.990	23.832
9	17:43:40.431	<b>1:11.435</b>	67.9	23.637	25.963	21.835
10	17:45:33.073	<b>1:52.642</b>	33.2	29.300	45.159	38.183
11	17:47:32.861	<b>1:59.788</b>	78.2	59.596	36.653	23.539
12	17:48:38.280	<b>1:05.419</b>	87.7	22.000	23.632	19.787
13	17:49:41.111	<b>1:02.831</b>	85.9	<b>20.381</b>	23.486	18.964

#### (4) Christopher WALLACE

1	17:33:48.690	<b>1:11.534</b>	89.4	24.910	27.245	19.379
2	17:34:56.117	<b>1:07.427</b>	88.9	22.038	25.432	19.957
3	17:36:16.731	<b>1:20.614</b>	53.6	21.005	28.914	30.695
4	17:37:59.190	<b>1:42.459</b>	89.4	45.754	36.340	20.365
5	17:39:03.473	<b>1:04.283</b>	<b>90.1</b>	21.091	24.418	18.774
6	17:40:09.536	<b>1:06.063</b>	89.0	22.010	24.933	19.120
7	17:41:13.890	<b>1:04.354</b>	86.9	<b>20.970</b>	24.223	19.161
8	17:42:23.836	<b>1:09.946</b>	79.2	23.437	24.630	21.879
9	17:43:39.252	<b>1:15.416</b>	66.7	26.043	27.401	21.972
10	17:45:30.669	<b>1:51.417</b>	32.7	28.771	44.765	37.881
11	17:47:32.425	<b>2:01.756</b>	74.2	58.963	37.629	25.164
12	17:48:37.058	<b>1:04.633</b>	89.4	21.749	<b>24.155</b>	18.729
13	17:49:41.264	<b>1:04.206</b>	86.9	21.259	24.370	<b>18.577</b>

#### (66) Alastair CALDERWOOD

1	17:33:47.328	<b>1:16.389</b>	88.4	29.048	27.949	19.392
2	17:34:54.775	<b>1:07.447</b>	88.0	23.056	24.989	19.402
3	17:36:15.820	<b>1:21.045</b>	54.8	21.410	28.493	31.142
4	17:37:58.135	<b>1:42.315</b>	89.2	45.895	36.125	20.295
5	17:39:02.827	<b>1:04.692</b>	88.2	<b>21.177</b>	24.619	18.896
6	17:40:09.056	<b>1:06.229</b>	86.5	21.965	24.886	19.378
7	17:41:16.065	<b>1:07.009</b>	88.3	22.282	25.381	19.346
8	17:42:29.676	<b>1:13.611</b>	74.4	22.857	26.768	23.986
9	17:43:41.469	<b>1:11.793</b>	77.4	25.104	26.500	20.189
10	17:45:33.955	<b>1:52.486</b>	31.8	28.898	45.245	38.343
11	17:47:33.560	<b>1:59.605</b>	87.3	59.402	37.389	22.814
12	17:48:38.909	<b>1:05.349</b>	<b>89.8</b>	22.283	24.453	<b>18.613</b>
13	17:49:43.337	<b>1:04.428</b>	86.6	21.212	<b>24.366</b>	18.850

#### (95) Maxim POPELYUSHKO

1	17:33:42.099	<b>1:07.910</b>	<b>92.8</b>	24.947	<b>25.227</b>	<b>17.736</b>
2	17:36:38.338	<b>2:56.239</b>	31.2			2:12.342
3	17:39:51.818	<b>3:13.480</b>	72.0			22.300
4	17:41:06.446	<b>1:14.628</b>	71.5	25.673	27.351	21.604
5	17:42:21.000	<b>1:14.554</b>	67.4	25.244	27.069	22.241
6	17:43:38.633	<b>1:17.633</b>	67.2	27.560	27.950	22.123
7	17:45:29.785	<b>1:51.152</b>	32.9	28.571	44.519	38.062
8	17:47:32.223	<b>2:02.438</b>	72.9	58.832	38.050	25.556
9	17:48:45.963	<b>1:13.740</b>	72.6	25.755	26.302	21.683
10	17:49:58.717	<b>1:12.754</b>	72.4	<b>24.236</b>	27.196	21.322

#### (46) Brent BOWIE

1	17:33:38.181	<b>1:05.220</b>	88.3	23.960	23.003	18.257
2	17:34:38.412	<b>1:00.231</b>	88.5	19.601	22.746	17.884
3	17:35:48.310	<b>1:09.898</b>	40.1	19.672	22.880	27.346
4	17:37:44.086	<b>1:55.776</b>	<b>90.7</b>	52.443	41.382	21.951
5	17:38:44.485	<b>1:00.399</b>	89.0	19.734	22.773	17.892
6	17:39:44.389	<b>59.904</b>	89.1	<b>19.460</b>	22.728	<b>17.716</b>
7	17:40:44.475	<b>1:00.086</b>	89.0	19.637	<b>22.446</b>	18.003
8	17:46:26.392	<b>5:41.917</b>	33.9	4:30.890	44.768	26.259

#### (22) Chris DEWEY

1	17:33:36.224	<b>1:04.860</b>	89.2	23.981	22.671	18.208
2	17:34:36.563	<b>1:00.339</b>	89.8	19.813	22.375	18.151
3	17:35:47.676	<b>1:11.113</b>	40.8	19.666	23.895	27.552
4	17:37:43.614	<b>1:55.938</b>	<b>90.7</b>	52.452	41.484	22.002
5	17:38:43.278	<b>59.664</b>	89.8	<b>19.355</b>	<b>22.288</b>	<b>18.021</b>
6	17:39:44.059	<b>1:00.781</b>	89.1	19.640	22.818	18.323
7	17:40:44.642	<b>1:00.583</b>	89.0	19.568	22.308	18.707

#### (127) Phil ROWLANDS

1	17:33:44.735	<b>1:08.321</b>	<b>89.8</b>	23.868	25.833	18.620
2	17:34:46.370	<b>1:01.635</b>	88.6	19.922	<b>23.403</b>	18.310
3	17:36:05.350	<b>1:18.980</b>	54.4	<b>19.833</b>	29.089	30.058
4	17:37:52.865	<b>1:47.515</b>	88.4	49.783	37.094	20.638
5	17:38:54.580	<b>1:01.715</b>	86.9	20.166	23.433	<b>18.116</b>
6	17:40:15.196	<b>1:20.616</b>	23.4	20.088	26.782	33.746

Clerk of the Course

Sig : Time :  
Chief Timekeeper - Ian Sharp (SMART Timing)

Results available at [www.smart-timing.co.uk](http://www.smart-timing.co.uk) and [www.speedhive.com](http://www.speedhive.com)

Printed: 20/04/2024 17:52:32

Orbits





# KMSC/SMRC - Best of Scottish Motorsport

# Lapchart

Scottish Legends Cars Championship

Knockhill 1.267 miles

Race 5 - Final A

20/04/2024 17:15

Race (13 Laps) started at 17:32:30



Competitors	Laps														
	0	1	2	3	4	5	6	7	8	9	10	11	12	13	
Chris LAPIT (16)	1	16	22	85	85	85	85	85	8	8	8	8	8	52	52
Alastair CALDERWOOD (66)	2	66	85	22	22	22	22	8	85	52	52	52	52	14	14
Chris DEWEY (22)	3	22	46	46	46	46	8	22	46	14	14	14	14	8	8
Stuart McANDREW (55)	4	55	16	8	8	8	46	46	52	85	85	85	85	85	85
Mark BEATY (85)	5	85	55	16	16	16	15	52	22	15	15	15	15	15	24
David ALLAN (28)	6	28	15	15	15	15	52	15	14	24	24	24	24	24	15
Elby CLARK (15)	7	15	72	72	17	17	17	14	15	17	17	17	17	17	26
Brent BOWIE (46)	8	46	8	17	72	72	16	17	24	26	26	26	26	26	72
Glenn BURTENSHAW (72)	9	72	17	26	52	52	14	24	17	72	72	72	72	72	43
Billy WAIT (17)	10	17	9	55	26	26	72	16	26	43	43	43	43	43	17
Colin ATKINSON (9)	11	9	26	9	14	14	24	26	72	16	16	16	16	9	9
Maxim POPELYUSHKO (95)	12	95	43	52	24	24	26	72	16	9	9	9	9	77	77
Scott HYNDS (26)	13	26	24	14	9	9	43	43	43	28	28	28	28	28	28
Jonty NORMAN (43)	14	43	52	24	43	43	9	9	9	77	77	77	77	16	27
Matthew PAPE (24)	15	24	95	43	28	28	28	28	28	27	27	27	27	27	16
Steve WHITELEGG (8)	16	8	14	28	48	48	48	48	48	77	48	48	48	48	48
Stewart BLACK (52)	17	52	28	48	127	127	77	77	48	25	25	25	25	25	6
Daniel CLARK (14)	18	14	48	127	77	77	127	27	27	6	6	6	6	6	25
Phil ROWLANDS (127)	19	127	127	77	27	27	27	25	25	78	78	78	78	78	78
Graham MOORE (25)	20	25	27	27	25	25	25	6	6	4	4	4	4	55	55
Christopher WALLACE (4)	21	4	77	25	78	78	6	78	78	55	55	55	55	4	10
David HEADEN (78)	22	78	25	78	6	6	78	66	4	10	10	10	10	10	4
Grant HUNTER (27)	23	27	66	6	66	66	66	4	55	66	66	66	66	66	66
Gary ATKINSON (6)	24	6	78	66	4	4	4	55	66	46	95	95			
Declan BURKE (48)	25	48	6	4	10	10	55	10	10	95					
Ross HODGSON (10)	26	10	4	10	55	55	10	127	95						
Michael WEDDELL (77)	27	77	10	95	95	95	95	95							
-	28														
-	29														
-	30														

Clerk of the Course Orbits

Sig : Time :  
 Chief Timekeeper - Ian Sharp (SMART Timing)  
 Results available at [www.smart-timing.co.uk](http://www.smart-timing.co.uk) and [www.speedhive.com](http://www.speedhive.com)  
 Printed: 20/04/2024 17:52:57



**KMSC/SMRC - Best of Scottish Motorsport****Sorted on best lap time**

Scottish Legends Cars Championship

Knockhill 1.267 miles

Familiarisation 2

21/04/2024 09:00

Practice (10:00 Time) started at 8:58:46

Pos	No.	Name	Make/Model	CC	Class	Laps	Best Tm	Diff	Best Speed	2nd Best
1	8	Steve WHITELEGG	Legend Coupe	1250	L T	9	<b>59.622</b>		76.496	1:00.199
2	24	Matthew PAPE	Legend Coupe	1250	L	9	<b>1:00.038</b>	0.416	75.966	1:00.273
3	43	Jonty NORMAN	Legend Sedan	1250	L	9	<b>1:00.262</b>	0.640	75.684	1:00.376
4	85	Mark BEATY	Legend Coupe	1250	L	10	<b>1:00.317</b>	0.695	75.615	1:00.587
5	95	Maxim POPELYUSHKO	Legend Coupe	850	L	9	<b>1:00.343</b>	0.721	75.582	1:00.607
6	52	Stewart BLACK	Legend Coupe	1250	L	8	<b>1:00.613</b>	0.991	75.245	1:00.683
7	26	Scott HYNDS	Legend Coupe	1250	L	9	<b>1:00.819</b>	1.197	74.990	1:01.228
8	9	Colin ATKINSON	Legend Coupe	899	L	9	<b>1:01.193</b>	1.571	74.532	1:02.148
9	72	Glenn BURTENSHAW	Legend Sedan	1250	L	8	<b>1:01.387</b>	1.765	74.297	1:01.996
10	48	Declan BURKE	Legend Coupe	1250	Gue	6	<b>1:01.462</b>	1.840	74.206	1:02.431
11	17	Billy WAIT	Legend Coupe	1250	L	9	<b>1:01.791</b>	2.169	73.811	1:02.205
12	27	Grant HUNTER	Legend Coupe	890	L R	6	<b>1:01.871</b>	2.249	73.715	1:04.052
13	77	Michael WEDDELL	Legend Coupe	1250	L R	10	<b>1:01.978</b>	2.356	73.588	1:02.330
14	16	Chris LAPIT	Legend Sedan	1250	L	7	<b>1:02.035</b>	2.413	73.520	1:02.964
15	22	Chris DEWEY	Legend Coupe	1250	L	6	<b>1:02.278</b>	2.656	73.234	1:04.876
16	46	Brent BOWIE	Legend Coupe	1250	L	6	<b>1:02.584</b>	2.962	72.875	1:03.633
17	6	Gary ATKINSON	Legend Sedan-Van	899	L R	9	<b>1:03.301</b>	3.679	72.050	1:05.365
18	333	William READ	Legend Coupe	890	L	9	<b>1:03.410</b>	3.788	71.926	1:03.583
19	4	Christopher WALLACE	Legend Coupe	1250	L R	9	<b>1:03.493</b>	3.871	71.832	1:05.281
20	55	Stuart McANDREW	Legend Coupe	1250	L	8	<b>1:03.498</b>	3.876	71.827	1:05.101
21	14	Daniel CLARK	Legend Coupe	890	L	5	<b>1:03.636</b>	4.014	71.671	1:03.811
22	28	David ALLAN	Legend Coupe	890	L	6	<b>1:04.055</b>	4.433	71.202	1:04.921
23	127	Phil ROWLANDS	Legend Coupe	1250	L R	4	<b>1:06.335</b>	6.713	68.755	1:09.896
24	78	David HEADEN	Legend Sedan	1250	L R	4	<b>1:08.356</b>	8.734	66.722	1:11.182
25	15	Elby CLARK	Legend Coupe	890	L	4	<b>1:08.582</b>	8.960	66.502	1:11.530
26	66	Alastair CALDERWOOD	Legend Sedan	1250	L	8	<b>1:10.750</b>	11.128	64.464	1:13.314
27	25	Graham MOORE	Legend Coupe	1250	L R	3	<b>1:12.582</b>	12.960	62.837	1:15.931
28	53	Stuart ROBERTSON	Legend Coupe	850	L	3	<b>1:18.750</b>	19.128	57.915	1:20.727

Clerk of the Course

Orbits

Sig : Time :  
 Chief Timekeeper - Ian Sharp (SMART Timing)  
 Results available at [www.smart-timing.co.uk](http://www.smart-timing.co.uk) and [www.speedhive.com](http://www.speedhive.com)

Printed: 21/04/2024 09:11:09

**RACE WITH RESPECT**

# KMSC/SMRC - Best of Scottish Motorsport

## Scottish Legends Cars Championship

Knockhill 1.267 miles

### Familiarisation 2

21/04/2024 09:00

### Practice (10:00 Time) started at 8:58:46

Lap	Time of Day	Lap Tm	SFSpd	S1	S2	S3
<b>(8) Steve WHITELEGG</b>						
1	9:00:35.071		88.4		29.865	21.423
2	9:01:46.881	<b>1:11.810</b>	71.5	21.669	27.512	22.629
3	9:02:58.537	<b>1:11.656</b>	80.1	24.005	25.699	21.952
4	9:04:11.411	<b>1:12.874</b>	88.6	22.205	29.214	21.455
5	9:05:12.411	<b>1:01.000</b>	<b>90.3</b>	19.953	23.174	17.873
6	9:06:13.290	<b>1:00.879</b>	89.5	20.048	22.946	17.885
7	9:07:13.843	<b>1:00.553</b>	89.6	19.532	23.139	17.882
8	9:08:14.042	<b>1:00.199</b>	89.8	19.640	22.881	17.678
9	9:09:13.664	<b>59.622</b>	89.0	<b>19.365</b>	<b>22.648</b>	<b>17.609</b>

Lap	Time of Day	Lap Tm	SFSpd	S1	S2	S3
<b>(24) Matthew PAPE</b>						
1	9:01:06.945		84.0		54.795	20.714
2	9:02:13.270	<b>1:06.325</b>	89.2	21.811	25.452	19.062
3	9:03:19.573	<b>1:06.303</b>	89.1	21.006	26.187	19.110
4	9:04:21.944	<b>1:02.371</b>	<b>90.1</b>	20.613	23.601	18.157
5	9:05:23.470	<b>1:01.526</b>	89.6	19.733	23.776	18.017
6	9:06:24.244	<b>1:00.774</b>	90.0	19.781	23.034	17.959
7	9:07:24.517	<b>1:00.273</b>	89.6	19.683	<b>22.648</b>	17.942
8	9:08:24.834	<b>1:00.317</b>	89.7	19.458	22.957	17.902
9	9:09:24.872	<b>1:00.038</b>	89.4	<b>19.412</b>	22.764	<b>17.862</b>

Lap	Time of Day	Lap Tm	SFSpd	S1	S2	S3
<b>(43) Jonty NORMAN</b>						
1	9:00:44.308		88.2		30.026	21.994
2	9:01:51.331	<b>1:07.023</b>	91.1	22.287	25.557	19.179
3	9:02:56.547	<b>1:05.216</b>	90.4	21.023	25.241	18.952
4	9:04:00.493	<b>1:03.946</b>	90.9	21.452	24.174	18.320
5	9:05:01.997	<b>1:01.504</b>	90.6	20.151	23.323	18.030
6	9:06:02.373	<b>1:00.376</b>	<b>91.6</b>	19.731	23.078	<b>17.567</b>
7	9:07:03.129	<b>1:00.756</b>	90.8	19.754	<b>22.925</b>	18.077
8	9:08:03.391	<b>1:00.262</b>	90.8	19.493	23.167	17.602
9	9:09:04.032	<b>1:00.641</b>	90.9	<b>19.447</b>	23.080	18.114

Lap	Time of Day	Lap Tm	SFSpd	S1	S2	S3
<b>(85) Mark BEATY</b>						
1	9:00:17.214		88.3		28.079	19.516
2	9:01:23.859	<b>1:06.645</b>	87.0	21.322	25.501	19.822
3	9:02:29.414	<b>1:05.555</b>	89.7	21.449	24.757	19.349
4	9:03:32.687	<b>1:03.273</b>	<b>90.2</b>	20.642	23.957	18.674
5	9:04:34.617	<b>1:01.930</b>	89.5	20.182	23.347	18.401
6	9:05:35.377	<b>1:00.760</b>	90.0	19.903	22.941	17.916
7	9:06:37.959	<b>1:02.582</b>	89.6	19.832	24.618	18.132
8	9:07:38.276	<b>1:00.317</b>	88.9	<b>19.410</b>	23.056	<b>17.851</b>
9	9:08:38.863	<b>1:00.587</b>	88.4	19.589	<b>22.887</b>	18.111
10	9:09:43.309	<b>1:04.446</b>	32.6	19.576	23.074	21.796

Lap	Time of Day	Lap Tm	SFSpd	S1	S2	S3
<b>(95) Maxim POPELYUSHKO</b>						
1	9:00:32.705		88.0		28.718	20.625
2	9:01:43.860	<b>1:11.155</b>	83.3	23.216	27.207	20.732
3	9:02:50.757	<b>1:06.897</b>	90.3	22.738	24.891	19.268
4	9:03:55.779	<b>1:05.022</b>	90.0	21.950	24.396	18.676
5	9:04:57.992	<b>1:02.213</b>	90.6	20.738	23.438	18.037
6	9:05:59.544	<b>1:01.552</b>	90.3	20.029	23.252	18.271
7	9:07:03.436	<b>1:03.892</b>	91.1	21.526	23.817	18.549
8	9:08:04.043	<b>1:00.607</b>	<b>92.2</b>	20.087	<b>22.701</b>	<b>17.819</b>
9	9:09:04.386	<b>1:00.343</b>	91.6	<b>19.625</b>	22.756	17.962

Lap	Time of Day	Lap Tm	SFSpd	S1	S2	S3
<b>(52) Stewart BLACK</b>						
1	9:00:36.802		89.2		29.234	21.345
2	9:01:41.406	<b>1:04.604</b>	<b>91.9</b>	21.013	24.894	18.697
3	9:02:42.672	<b>1:01.266</b>	90.7	20.125	23.115	18.026
4	9:03:45.345	<b>1:02.673</b>	90.4	19.709	24.746	18.218
5	9:04:46.028	<b>1:00.683</b>	90.6	<b>19.705</b>	23.051	17.927
6	9:05:46.758	<b>1:00.730</b>	91.1	19.920	23.087	<b>17.723</b>
7	9:06:47.371	<b>1:00.613</b>	90.9	19.858	<b>22.964</b>	17.791
8	9:08:05.382	<b>1:18.011</b>	21.0	19.795	29.960	28.256

Lap	Time of Day	Lap Tm	SFSpd	S1	S2	S3
<b>(26) Scott HYNDIS</b>						
1	9:00:33.315		87.5		28.404	20.455
2	9:01:43.118	<b>1:09.803</b>	89.7	22.130	26.718	20.955
3	9:02:48.330	<b>1:05.212</b>	89.2	21.990	24.125	19.097
4	9:03:52.182	<b>1:03.852</b>	90.4	20.816	24.274	18.762
5	9:04:53.607	<b>1:01.425</b>	90.8	20.106	23.160	18.159
6	9:05:54.426	<b>1:00.319</b>	90.9	19.985	<b>22.838</b>	<b>17.996</b>
7	9:06:59.434	<b>1:05.008</b>	<b>92.1</b>	22.444	24.112	18.452
8	9:08:00.662	<b>1:01.228</b>	89.8	<b>19.693</b>	23.526	18.009
9	9:09:03.169	<b>1:02.507</b>	74.6	20.074	23.261	19.172

Lap	Time of Day	Lap Tm	SFSpd	S1	S2	S3
<b>(9) Colin ATKINSON</b>						
1	9:00:04.126		86.8		28.893	20.269
2	9:01:14.152	<b>1:10.026</b>	87.7	23.653	26.393	19.980
3	9:02:21.048	<b>1:06.896</b>	89.0	22.525	24.678	19.693
4	9:03:26.058	<b>1:05.010</b>	90.2	21.802	23.859	19.349
5	9:04:28.206	<b>1:02.148</b>	91.3	20.837	23.141	18.170
6	9:05:30.565	<b>1:02.359</b>	<b>91.8</b>	20.679	23.210	18.470
7	9:06:31.758	<b>1:01.193</b>	90.8	<b>20.192</b>	<b>22.947</b>	<b>18.054</b>
8	9:07:36.928	<b>1:05.170</b>	75.7	20.344	23.576	21.250
9	9:09:03.563	<b>1:26.635</b>	29.2	26.523	31.248	28.864

Lap	Time of Day	Lap Tm	SFSpd	S1	S2	S3
<b>(72) Glenn BURTENSHAW</b>						
1	9:00:09.873		86.8		28.724	19.887
2	9:01:16.447	<b>1:06.574</b>	<b>90.6</b>	22.146	25.429	18.999
3	9:02:21.841	<b>1:05.394</b>	89.4	21.898	24.484	19.012
4	9:03:24.783	<b>1:02.942</b>	89.0	20.684	23.850	18.408
5	9:04:26.779	<b>1:01.996</b>	89.0	20.237	23.280	18.479
6	9:05:29.000	<b>1:02.221</b>	88.3	<b>20.007</b>	23.548	18.666
7	9:06:30.387	<b>1:01.387</b>	88.8	20.043	<b>23.245</b>	<b>18.099</b>
8	9:07:52.168	<b>1:21.781</b>	33.0	21.907	32.654	27.220

Lap	Time of Day	Lap Tm	SFSpd	S1	S2	S3
<b>(48) Declan BURKE</b>						
1	9:00:40.487		85.4		29.231	23.054
2	9:01:46.576	<b>1:06.089</b>	<b>91.1</b>	21.753	25.344	18.992
3	9:02:50.540	<b>1:03.964</b>	89.6	21.078	23.917	18.969
4	9:03:52.971	<b>1:02.431</b>	90.2	20.482	23.539	18.410
5	9:04:54.433	<b>1:01.462</b>	90.8	19.968	23.363	<b>18.131</b>
6	9:06:00.506	<b>1:06.073</b>	24.6	<b>19.692</b>	<b>23.072</b>	23.309

Lap	Time of Day	Lap Tm	SFSpd	S1	S2	S3
<b>(17) Billy WAIT</b>						
1	9:00:18.484		86.8		28.387	19.853
2	9:01:24.299	<b>1:05.815</b>	89.0	21.067	25.433	19.315
3	9:02:29.922	<b>1:05.623</b>	89.4	21.414	24.653	19.556
4	9:03:32.940	<b>1:03.018</b>	<b>91.3</b>	20.574	23.665	18.779
5	9:04:35.544	<b>1:02.604</b>	90.0	20.433	23.585	18.586
6	9:05:37.749	<b>1:02.205</b>	88.4	19.920	<b>23.328</b>	18.957
7	9:06:40.796	<b>1:03.047</b>	88.2	20.017	24.673	<b>18.357</b>
8	9:07:42.587	<b>1:01.791</b>	71.5	<b>19.826</b>	23.527	18.438
9	9:09:11.688	<b>1:29.101</b>	19.6	27.100	30.581	31.420

Lap	Time of Day	Lap Tm	SFSpd	S1	S2	S3
<b>(27) Grant HUNTER</b>						
1	9:00:43.448		89.1		29.922	20.845
2	9:01:50.996	<b>1:07.548</b>	90.3	22.249	25.484	19.815
3	9:02:56.849	<b>1:05.853</b>	91.4	21.046	25.317	19.490
4	9:04:00.901	<b>1:04.052</b>	<b>92.1</b>	21.753	23.706	18.593
5	9:05:02.772	<b>1:01.871</b>	91.7	20.220	23.457	<b>18.194</b>
6	9:06:09.702	<b>1:06.930</b>	28.5	<b>20.045</b>	<b>22.890</b>	23.995

Lap	Time of Day	Lap Tm	SFSpd	S1	S2	S3
<b>(77) Michael WEDDELL</b>						
1	9:00:12.085		88.4		27.951	20.358
2	9:01:19.026	<b>1:06.941</b>	88.2	22.066	25.329	19.546
3	9:02:23.403	<b>1:04.377</b>	89.5	20.884	24.442	19.051
4	9:03:26.577	<b>1:03.174</b>	89.7	20.516	23.786	18.872
5	9:04:28.907	<b>1:02.330</b>	<b>90.4</b>	20.622	23.367	18.341

### Clerk of the Course

# KMSC/SMRC - Best of Scottish Motorsport

## Scottish Legends Cars Championship

Knockhill 1.267 miles

### Familiarisation 2

21/04/2024 09:00

### Practice (10:00 Time) started at 8:58:46

Lap	Time of Day	Lap Tm	SFSpd	S1	S2	S3
6	9:05:30.885	<b>1:01.978</b>	90.0	20.154	23.415	18.409
7	9:06:33.589	<b>1:02.704</b>	85.1	<b>20.073</b>	<b>23.058</b>	19.573
8	9:07:39.956	<b>1:06.367</b>	88.6	20.184	28.101	<b>18.082</b>
9	9:08:45.536	<b>1:05.580</b>	88.0	21.086	25.998	18.496
10	9:09:53.880	<b>1:08.344</b>	25.0	20.464	23.482	24.398

(16) Chris LAPIT

1	9:00:13.116		84.1		29.033	21.572
2	9:01:23.363	<b>1:10.247</b>	88.5	23.351	26.893	20.003
3	9:02:28.820	<b>1:05.457</b>	88.6	21.721	24.417	19.319
4	9:03:31.851	<b>1:03.031</b>	89.0	20.685	23.645	18.701
5	9:04:34.815	<b>1:02.964</b>	<b>91.1</b>	20.545	24.049	<b>18.370</b>
6	9:05:36.850	<b>1:02.035</b>	89.5	20.196	<b>23.329</b>	18.510
7	9:06:42.021	<b>1:05.171</b>	27.6	<b>19.991</b>	23.516	21.664

(22) Chris DEWEY

1	9:00:25.639		88.5		31.111	22.595
2	9:01:35.628	<b>1:09.989</b>	88.4	23.263	26.760	19.966
3	9:02:41.041	<b>1:05.413</b>	<b>90.0</b>	21.499	24.512	19.402
4	9:03:45.917	<b>1:04.876</b>	89.5	21.057	24.955	18.864
5	9:04:48.195	<b>1:02.278</b>	89.4	<b>20.278</b>	<b>23.665</b>	<b>18.335</b>
6	9:05:55.606	<b>1:07.411</b>	28.1	20.425	25.075	21.911

(46) Brent BOWIE

1	9:00:13.918		82.6		29.313	21.477
2	9:01:24.588	<b>1:10.670</b>	89.4	23.214	27.691	19.765
3	9:02:30.259	<b>1:05.671</b>	<b>89.5</b>	21.595	24.686	19.390
4	9:03:33.892	<b>1:03.633</b>	88.4	20.803	23.774	19.056
5	9:04:36.476	<b>1:02.584</b>	89.0	<b>20.386</b>	<b>23.678</b>	<b>18.520</b>
6	9:05:47.720	<b>1:11.244</b>	31.3	20.784	23.804	26.656

(6) Gary ATKINSON

1	9:00:12.228		84.4		30.023	21.245
2	9:01:25.586	<b>1:13.358</b>	86.1	23.771	28.757	20.830
3	9:02:34.941	<b>1:09.355</b>	87.7	22.838	26.814	19.703
4	9:03:41.581	<b>1:06.640</b>	88.8	22.047	25.773	18.820
5	9:04:46.946	<b>1:05.365</b>	<b>90.2</b>	21.348	25.190	18.827
6	9:05:53.236	<b>1:06.290</b>	89.5	21.446	25.766	19.078
7	9:06:59.203	<b>1:05.967</b>	89.4	22.360	25.077	18.530
8	9:08:04.893	<b>1:05.690</b>	89.2	21.546	24.309	19.835
9	9:09:08.194	<b>1:03.301</b>	89.4	<b>20.688</b>	<b>24.258</b>	<b>18.355</b>

(333) William READ

1	9:00:21.422		83.1		31.486	21.622
2	9:01:33.220	<b>1:11.798</b>	87.5	23.858	27.351	20.589
3	9:02:40.615	<b>1:07.395</b>	88.5	22.306	25.474	19.615
4	9:03:46.255	<b>1:05.640</b>	89.4	21.260	25.026	19.354
5	9:04:50.170	<b>1:03.915</b>	89.7	20.842	24.273	18.800
6	9:05:53.753	<b>1:03.583</b>	<b>90.4</b>	20.641	24.368	<b>18.574</b>
7	9:06:57.727	<b>1:03.974</b>	87.8	21.312	24.082	18.580
8	9:08:01.137	<b>1:03.410</b>	90.0	20.922	23.803	18.685
9	9:09:04.855	<b>1:03.718</b>	90.1	<b>20.274</b>	<b>23.395</b>	20.049

(4) Christopher WALLACE

1	9:00:25.254		71.9		32.684	26.103
2	9:01:45.638	<b>1:20.384</b>	86.6	27.540	29.906	22.938
3	9:02:55.547	<b>1:09.909</b>	85.7	23.254	25.967	20.688
4	9:04:05.638	<b>1:10.091</b>	87.4	24.064	26.140	19.887
5	9:05:10.919	<b>1:05.281</b>	87.6	21.318	24.565	19.398
6	9:06:16.964	<b>1:06.045</b>	87.4	22.406	24.449	19.190
7	9:07:22.347	<b>1:05.383</b>	87.2	21.431	25.003	18.949
8	9:08:25.840	<b>1:03.493</b>	<b>88.8</b>	20.729	24.404	<b>18.360</b>
9	9:09:31.937	<b>1:06.097</b>	29.3	<b>20.442</b>	<b>24.034</b>	21.621

(55) Stuart McANDREW

1	9:00:52.330		77.3		31.800	22.467
---	-------------	--	------	--	--------	--------

Lap	Time of Day	Lap Tm	SFSpd	S1	S2	S3
2	9:02:09.678	<b>1:17.348</b>	76.4	24.525	29.200	23.623
3	9:03:20.304	<b>1:10.626</b>	89.7	23.640	27.175	19.811
4	9:04:25.405	<b>1:05.101</b>	89.7	21.140	24.617	19.344
5	9:05:31.709	<b>1:06.304</b>	89.6	20.780	24.076	21.448
6	9:06:39.270	<b>1:07.561</b>	<b>90.3</b>	22.609	25.898	19.054
7	9:07:42.768	<b>1:03.498</b>	90.3	<b>20.594</b>	<b>24.067</b>	<b>18.837</b>
8	9:09:04.762	<b>1:21.994</b>	27.4	21.529	31.566	28.899

(14) Daniel CLARK

1	8:59:58.521		88.2		26.821	20.182
2	9:01:05.662	<b>1:07.141</b>	89.5	22.457	25.370	19.314
3	9:02:09.473	<b>1:03.811</b>	91.4	21.083	24.062	18.666
4	9:03:13.109	<b>1:03.636</b>	<b>91.6</b>	21.575	23.765	<b>18.296</b>
5	9:04:17.911	<b>1:04.802</b>	30.7	<b>19.846</b>	<b>23.009</b>	21.947

(28) David ALLAN

1	9:00:05.753		86.4		28.716	21.466
2	9:01:16.176	<b>1:10.423</b>	86.6	22.341	27.692	20.390
3	9:02:25.611	<b>1:09.435</b>	87.2	22.634	26.391	20.410
4	9:03:29.666	<b>1:04.055</b>	<b>90.1</b>	21.550	<b>23.827</b>	<b>18.678</b>
5	9:04:34.587	<b>1:04.921</b>	84.1	<b>20.763</b>	24.318	19.840
6	9:05:48.925	<b>1:14.338</b>	28.7	23.095	25.046	26.197

(127) Phil ROWLANDS

1	9:00:06.185		86.4		28.803	21.280
2	9:01:16.081	<b>1:09.896</b>	87.5	23.022	26.618	20.256
3	9:02:22.416	<b>1:06.335</b>	<b>88.9</b>	22.035	24.614	<b>19.686</b>
4	9:03:32.595	<b>1:10.179</b>	29.8	<b>20.992</b>	<b>24.188</b>	24.999

(78) David HEADEN

1	9:00:25.081		80.7		32.478	24.912
2	9:01:41.498	<b>1:16.417</b>	<b>84.1</b>	26.715	28.624	21.078
3	9:02:49.854	<b>1:08.356</b>	81.7	<b>21.930</b>	25.749	<b>20.677</b>
4	9:04:01.036	<b>1:11.182</b>	34.3	22.271	<b>24.787</b>	24.124

(15) Elby CLARK

1	9:00:31.316		87.0		30.691	20.574
2	9:01:42.846	<b>1:11.530</b>	<b>89.6</b>	23.618	27.049	20.863
3	9:02:51.428	<b>1:08.582</b>	89.4	22.772	25.353	<b>20.457</b>
4	9:04:03.539	<b>1:12.111</b>	29.8	<b>22.013</b>	<b>24.727</b>	25.371

(66) Alastair CALDERWOOD

1	9:00:23.463		80.7		31.223	22.913
2	9:01:45.827	<b>1:22.364</b>	84.8	27.736	30.611	24.017
3	9:03:02.184	<b>1:16.357</b>	81.9	24.708	29.423	22.226
4	9:04:16.257	<b>1:14.073</b>	81.0	23.352	28.119	22.602
5	9:05:30.513	<b>1:14.256</b>	85.2	23.675	28.284	22.297
6	9:06:43.827	<b>1:13.314</b>	85.1	23.531	28.860	20.923
7	9:07:54.577	<b>1:10.750</b>	<b>85.6</b>	22.895	27.385	<b>20.470</b>
8	9:09:13.962	<b>1:19.385</b>	18.6	<b>22.497</b>	<b>26.468</b>	30.420

(25) Graham MOORE

1	9:00:24.112		<b>86.0</b>		28.857	21.696
2	9:01:36.694	<b>1:12.582</b>	85.5	23.522	28.064	<b>20.996</b>
3	9:02:52.625	<b>1:15.931</b>	23.0	<b>21.923</b>	<b>26.231</b>	27.777

(53) Stuart ROBERTSON

1	9:00:48.646		77.9		33.302	22.657
2	9:02:07.396	<b>1:18.750</b>	<b>82.0</b>	26.443	30.513	<b>21.794</b>
3	9:03:28.123	<b>1:20.727</b>	29.4	<b>25.059</b>	<b>29.976</b>	25.692

Clerk of the Course

Sig : Time :  
Chief Timekeeper - Ian Sharp (SMART Timing)

Results available at [www.smart-timing.co.uk](http://www.smart-timing.co.uk) and [www.speedhive.com](http://www.speedhive.com)

Printed: 21/04/2024 09:11:32

Orbits



motor  
sport  
UK

RACE  
WITH  
RESPECT



Bulletin No. \_\_\_\_\_

**KMSC/SMRC - Best of Scottish Motorsport****Sorted on best lap time**

Scottish Classic Sports &amp; Saloon Championship

Knockhill 1.267 miles

Qualifying 6

21/04/2024 09:15

Practice (12:00 Time) started at 9:15:48

Pos	No.	Name	Make/Model	CC	Class	Laps	Best Tm	Diff	Best Speed	2nd Best
1	78	Andrew GRAHAM	Triumph TR8	3500	CE	11	1:01.038		74.721	1:01.624
2	58	John MARSHALL	Lotus Elan 26R	1600	CB	10	1:04.379	3.341	70.844	1:04.624
3	51	Barry EASTAUGH	MBG GT	3500	CE	10	1:05.382	4.344	69.757	1:05.651
4	21	Jimmy CROW	Scimitar Coupe GT	3000	CG	8	1:05.706	4.668	69.413	1:05.928
5	64	Adam KINMOND	Rover Vitesse	3500	CI	11	1:05.963	4.925	69.142	1:06.158
6	55	Colin CALDER	Ginetta G4	1600	CG	10	1:06.166	5.128	68.930	1:06.571
7	11	Iain MITCHELL	Vauxhall Nova	1300	CA	11	1:06.700	5.662	68.378	1:07.141
8	32	Alasdair COATES	Ford Escort RS2000	2000	CB	10	1:06.828	5.790	68.247	1:07.031
9	77	Richard MERRELL	Alfa Romeo Guilia GTS	1985	CB	11	1:06.879	5.841	68.195	1:07.263
10	311	Stephen SADLER	Peugeot 205 GTi	1600	CI	10	1:07.129	6.091	67.941	1:07.711
11	7	Keiron BAILLIE	Lotus 7	1600	CB	10	1:07.146	6.108	67.924	1:08.888
12	3	Michael ANDERSON	Ford Fiesta	1600	CI	10	1:07.471	6.433	67.597	1:08.082
13	69	Niki DICKSON	Lotus Cortina Mk1	1600	CB	10	1:08.598	7.560	66.486	1:08.982
14	63	John KINMOND	Mini Cooper	998	CA	10	1:08.655	7.617	66.431	1:08.658
15	91	Craig HOUSTON	Lotus Excel	2174	CB	10	1:08.677	7.639	66.410	1:08.736
16	65	Paul GREEN	Ford Fiesta XR2	1600	XR	10	1:08.954	7.916	66.143	1:10.979
17	71	Paul BOWERS	Fiat 128	1300	CA	10	1:10.931	9.893	64.300	1:11.327
18	66	Duncan O'NEILL	Ford Fiesta XR2	1600	XR	6	1:12.425	11.387	62.973	1:13.291
19	28	Fraser TURNBULL	Ford Fiesta XR2	1600	XR	9	1:12.881	11.843	62.579	1:13.349
20	5	Michael LONGSTAFFE	MG Midget	1380	CA	6	1:15.015	13.977	60.799	1:15.476
21	67	Richard COOPER	Ginetta G15	1600	CA	9	1:15.707	14.669	60.243	1:16.319
22	15	Ewan ANDERSON	BMW 2002Ti	1600	CB	7	1:17.053	16.015	59.191	1:18.904

**Announcements**

Car No.66 - No working transponder - Please fix before 1st Race

Clerk of the Course

Orbits

Sig : Time :  
 Chief Timekeeper - Ian Sharp (SMART Timing)  
 Results available at [www.smart-timing.co.uk](http://www.smart-timing.co.uk) and [www.speedhive.com](http://www.speedhive.com)

Printed: 21/04/2024 09:33:48

**RACE WITH RESPECT**





# KMSC/SMRC - Best of Scottish Motorsport

## Scottish Classic Sports & Saloon Championship

Knockhill 1.267 miles

### Qualifying 6

21/04/2024 09:15

### Practice (12:00 Time) started at 9:15:48

Lap	Time of Day	Lap Tm	SFSpd	S1	S2	S3	Lap	Time of Day	Lap Tm	SFSpd	S1	S2	S3
<b>(78) Andrew GRAHAM</b>													
1	9:17:22.935		87.8		32.507	22.736	5	9:22:37.626	<b>1:07.777</b>	97.1	22.795	26.388	18.594
2	9:18:35.031	<b>1:12.096</b>	98.4	24.539	26.613	20.944	6	9:23:44.358	<b>1:06.732</b>	96.6	21.800	25.715	19.217
3	9:19:38.858	<b>1:03.827</b>	100.5	20.620	24.381	18.826	7	9:24:50.524	<b>1:06.166</b>	97.5	22.348	<b>25.413</b>	<b>18.405</b>
4	9:20:45.389	<b>1:06.531</b>	101.1	21.406	25.022	20.103	8	9:25:59.359	<b>1:08.835</b>	96.3	23.122	26.241	19.472
5	9:21:48.504	<b>1:03.115</b>	102.3	20.613	24.489	18.013	9	9:27:05.930	<b>1:06.571</b>	<b>98.4</b>	22.422	25.509	18.640
6	9:22:49.542	<b>1:01.038</b>	102.6	<b>20.044</b>	<b>23.543</b>	<b>17.451</b>	10	9:28:12.987	<b>1:07.057</b>	94.0	<b>21.613</b>	25.757	19.687
7	9:23:53.057	<b>1:03.515</b>	101.1	20.216	25.179	18.120	<b>(11) Iain MITCHELL</b>						
8	9:24:56.969	<b>1:03.912</b>	101.8	21.019	24.711	18.182	1	9:17:29.180		79.7		29.093	22.087
9	9:26:07.158	<b>1:10.189</b>	76.7	20.693	27.841	21.655	2	9:18:39.897	<b>1:10.717</b>	81.6	23.158	26.963	20.596
10	9:27:21.961	<b>1:14.803</b>	100.9	24.706	29.949	20.148	3	9:19:50.159	<b>1:10.262</b>	82.3	24.573	26.336	19.353
11	9:28:23.585	<b>1:01.624</b>	<b>102.9</b>	20.281	23.746	17.597	4	9:20:57.300	<b>1:07.141</b>	83.1	21.989	25.886	19.266
<b>(58) John MARSHALL</b>													
1	9:17:57.318		91.9		28.978	20.272	5	9:22:04.843	<b>1:07.543</b>	82.7	22.077	25.819	19.647
2	9:19:04.631	<b>1:07.313</b>	92.7	22.049	25.775	19.489	6	9:23:12.527	<b>1:07.684</b>	81.9	22.226	25.661	19.797
3	9:20:22.071	<b>1:17.440</b>	36.9	22.027	32.292	23.121	7	9:24:20.303	<b>1:07.776</b>	82.8	22.096	26.117	19.563
4	9:22:12.689	<b>1:50.618</b>	93.1	1:05.743	25.382	19.493	8	9:25:27.657	<b>1:07.354</b>	82.6	22.311	25.599	19.444
5	9:23:19.895	<b>1:07.206</b>	93.5	21.320	26.833	19.053	9	9:26:35.799	<b>1:08.142</b>	82.7	22.312	26.073	19.757
6	9:24:25.122	<b>1:05.227</b>	<b>94.0</b>	21.203	24.861	19.163	10	9:27:43.053	<b>1:07.254</b>	82.7	22.336	25.680	<b>19.238</b>
7	9:25:30.146	<b>1:05.024</b>	91.7	21.185	24.742	19.097	11	9:28:49.753	<b>1:06.700</b>	<b>83.2</b>	<b>21.865</b>	<b>25.536</b>	19.299
8	9:26:34.525	<b>1:04.379</b>	93.1	21.362	24.654	<b>18.363</b>	<b>(32) Alasdair COATES</b>						
9	9:27:39.149	<b>1:04.624</b>	93.1	21.285	24.923	18.416	1	9:18:01.102		83.7		29.398	21.961
10	9:28:50.381	<b>1:11.232</b>	26.6	<b>20.967</b>	<b>24.389</b>	25.876	2	9:19:09.256	<b>1:08.154</b>	86.4	22.354	26.057	19.743
<b>(51) Barry EASTAUGH</b>													
1	9:17:51.930		77.4		30.718	22.277	3	9:20:17.990	<b>1:08.734</b>	86.5	22.154	26.480	20.100
2	9:19:03.823	<b>1:11.893</b>	70.7	23.801	27.139	20.953	4	9:21:25.956	<b>1:07.966</b>	<b>88.4</b>	22.117	26.402	19.447
3	9:20:15.491	<b>1:11.668</b>	94.5	24.532	28.007	19.129	5	9:22:32.987	<b>1:07.031</b>	87.7	21.693	26.000	19.338
4	9:21:22.642	<b>1:07.151</b>	93.6	21.894	25.785	19.472	6	9:23:40.361	<b>1:07.374</b>	88.2	21.713	26.324	19.337
5	9:22:28.845	<b>1:06.203</b>	94.7	22.048	25.419	18.736	7	9:24:47.189	<b>1:06.828</b>	84.9	<b>21.576</b>	<b>25.935</b>	19.317
6	9:23:34.227	<b>1:05.382</b>	<b>95.9</b>	<b>21.263</b>	<b>24.840</b>	19.279	8	9:25:58.052	<b>1:10.863</b>	87.0	22.136	28.524	20.203
7	9:24:41.208	<b>1:06.981</b>	95.5	22.160	25.919	18.902	9	9:27:05.897	<b>1:07.845</b>	88.4	21.862	26.797	<b>19.186</b>
8	9:25:49.147	<b>1:07.939</b>	94.9	21.394	27.451	19.094	10	9:28:14.377	<b>1:08.480</b>	80.5	22.669	26.569	19.242
9	9:26:56.374	<b>1:07.227</b>	94.0	21.686	26.409	19.132	<b>(77) Richard MERRELL</b>						
10	9:28:02.025	<b>1:05.651</b>	94.1	22.007	25.211	<b>18.433</b>	1	9:17:09.734		81.6		29.010	20.633
<b>(21) Jimmy CROW</b>													
1	9:17:56.834		87.5		28.251	19.488	2	9:18:20.742	<b>1:11.008</b>	83.5	23.410	27.494	20.104
2	9:19:03.541	<b>1:06.707</b>	91.2	22.035	25.421	19.251	3	9:19:29.863	<b>1:09.121</b>	84.3	22.611	26.453	20.057
3	9:20:09.247	<b>1:05.706</b>	91.2	<b>21.363</b>	25.556	18.787	4	9:20:40.731	<b>1:10.868</b>	83.6	23.356	27.762	19.750
4	9:21:15.175	<b>1:05.928</b>	<b>91.6</b>	21.750	25.411	<b>18.767</b>	5	9:21:48.692	<b>1:07.961</b>	84.1	22.211	26.359	19.391
5	9:22:21.563	<b>1:06.388</b>	88.2	21.647	<b>25.314</b>	19.427	6	9:22:55.571	<b>1:06.879</b>	84.2	21.690	<b>25.934</b>	<b>19.255</b>
6	9:23:28.698	<b>1:07.135</b>	89.1	22.290	25.713	19.132	7	9:24:02.834	<b>1:07.263</b>	84.3	21.630	26.209	19.424
7	9:24:36.092	<b>1:07.394</b>	88.2	22.225	25.777	19.392	8	9:25:10.860	<b>1:08.026</b>	84.7	21.554	26.915	19.557
8	9:26:04.378	<b>1:28.286</b>	27.2	22.849	33.861	31.576	9	9:26:20.019	<b>1:09.159</b>	83.7	21.728	27.719	19.712
<b>(64) Adam KINMOND</b>													
1	9:17:31.217		91.7		27.692	19.410	10	9:27:28.522	<b>1:08.503</b>	<b>85.2</b>	<b>21.502</b>	26.717	20.284
2	9:18:40.489	<b>1:09.272</b>	<b>94.9</b>	22.765	25.646	20.861	11	9:28:39.800	<b>1:11.278</b>	28.4	21.516	26.072	23.690
3	9:19:49.078	<b>1:08.589</b>	90.7	23.355	25.458	19.776	<b>(31) Stephen SADLER</b>						
4	9:20:55.236	<b>1:06.158</b>	93.1	21.748	25.091	19.319	1	9:17:16.975		66.8		30.838	24.808
5	9:22:01.681	<b>1:06.445</b>	92.8	22.068	25.278	19.099	2	9:18:39.492	<b>1:22.517</b>	86.0	29.931	30.239	22.347
6	9:23:07.839	<b>1:06.158</b>	92.8	22.040	25.045	19.073	3	9:19:52.713	<b>1:13.221</b>	87.8	25.664	27.793	19.764
7	9:24:13.802	<b>1:05.963</b>	90.3	<b>21.381</b>	<b>24.666</b>	19.916	4	9:21:00.471	<b>1:07.758</b>	<b>88.2</b>	22.109	26.046	19.603
8	9:25:22.284	<b>1:08.482</b>	86.1	22.537	25.847	20.098	5	9:22:08.182	<b>1:07.711</b>	86.9	21.982	25.860	19.869
9	9:26:29.529	<b>1:07.245</b>	91.7	21.681	26.581	<b>18.983</b>	6	9:23:17.979	<b>1:09.797</b>	87.6	24.222	26.150	<b>19.425</b>
10	9:27:36.078	<b>1:06.549</b>	90.6	21.750	25.415	19.384	7	9:24:25.108	<b>1:07.129</b>	88.0	<b>21.611</b>	<b>25.769</b>	19.749
11	9:28:43.838	<b>1:07.760</b>	92.1	21.657	25.677	20.426	8	9:25:34.361	<b>1:09.253</b>	87.3	22.870	26.489	19.894
<b>(55) Colin CALDER</b>													
1	9:17:47.878		90.8		30.208	21.501	9	9:26:44.812	<b>1:10.451</b>	87.5	22.338	28.282	19.831
2	9:18:56.747	<b>1:08.869</b>	96.7	23.189	26.403	19.277	10	9:27:53.177	<b>1:08.365</b>	86.3	22.483	26.337	19.545
3	9:20:04.431	<b>1:07.684</b>	96.4	22.153	26.203	19.328	<b>(7) Keiron BAILLIE</b>						
4	9:21:29.849	<b>1:25.418</b>	96.4	23.373	42.848	19.197	1	9:17:41.547		84.0		40.967	21.265
<b>Clerk of the Course</b>													
<b>Sig : Time :</b>													
<b>Chief Timekeeper - Ian Sharp (SMART Timing)</b>													
<b>Results available at www.smart-timing.co.uk and www.speedhive.com</b>													
<b>Printed: 21/04/2024 09:34:10</b>													





# KMSC/SMRC - Best of Scottish Motorsport

## Scottish Classic Sports & Saloon Championship

Knockhill 1.267 miles

### Qualifying 6

21/04/2024 09:15

Practice (12:00 Time) started at 9:15:48

Lap	Time of Day	Lap Tm	SFSpd	S1	S2	S3
9	9:27:02.124	1:10.820	93.7	22.734	28.578	19.508
10	9:28:13.275	1:11.151	88.9	22.672	28.046	20.433

#### (3) Michael ANDERSON

1	9:17:49.410		76.5		29.993	22.385
2	9:19:02.770	1:13.360	74.6	24.312	27.055	21.993
3	9:20:18.617	1:15.847	83.6	24.760	29.897	21.190
4	9:21:28.160	1:09.543	84.4	22.934	26.785	19.824
5	9:22:38.321	1:10.161	83.9	23.405	26.821	19.935
6	9:23:46.403	1:08.082	84.7	21.793	26.200	20.089
7	9:24:53.874	1:07.471	83.0	21.785	25.472	20.214
8	9:26:03.808	1:09.934	81.4	22.124	27.102	20.708
9	9:27:12.949	1:09.141	82.6	22.756	26.251	20.134
10	9:28:22.164	1:09.215	82.4	22.450	26.465	20.300

#### (69) Niki DICKSON

1	9:18:16.493		83.6		31.540	21.408
2	9:19:29.293	1:12.800	85.3	24.598	28.033	20.169
3	9:20:40.942	1:11.649	85.9	23.461	27.677	20.511
4	9:21:51.071	1:10.129	85.3	22.746	26.992	20.391
5	9:23:00.053	1:08.982	85.2	22.173	26.914	19.895
6	9:24:09.816	1:09.763	85.9	22.780	27.233	19.750
7	9:25:18.414	1:08.598	86.0	22.371	26.733	19.494
8	9:26:31.238	1:12.824	85.7	22.656	29.744	20.424
9	9:27:40.929	1:09.691	85.5	22.438	27.120	20.133
10	9:28:50.065	1:09.136	83.6	22.489	26.638	20.009

#### (63) John KINMOND

1	9:17:35.241		76.7		27.020	21.265
2	9:18:44.475	1:09.234	77.7	22.364	25.850	21.020
3	9:19:54.237	1:09.762	78.5	22.226	27.142	20.394
4	9:21:02.895	1:08.658	78.2	22.383	25.933	20.342
5	9:22:11.803	1:08.908	78.0	22.471	26.182	20.255
6	9:23:23.235	1:11.432	77.9	23.307	27.753	20.372
7	9:24:31.890	1:08.655	78.0	22.280	26.037	20.338
8	9:25:43.996	1:12.106	78.1	22.760	28.704	20.642
9	9:26:54.504	1:10.508	77.5	23.085	26.945	20.478
10	9:28:03.476	1:08.972	78.6	22.734	26.162	20.076

#### (91) Craig HOUSTON

1	9:17:40.111		85.2		30.121	20.855
2	9:18:51.101	1:10.990	85.5	22.827	26.709	21.454
3	9:20:03.971	1:12.870	89.2	24.980	28.015	19.875
4	9:21:13.597	1:09.626	88.0	22.716	26.801	20.109
5	9:22:24.661	1:11.064	90.9	23.913	27.074	20.077
6	9:23:33.338	1:08.677	90.2	21.894	26.903	19.880
7	9:24:42.074	1:08.736	91.3	22.313	26.319	20.104
8	9:25:52.734	1:10.660	90.1	22.064	27.822	20.774
9	9:27:03.621	1:10.887	91.3	22.061	28.355	20.471
10	9:28:12.818	1:09.197	87.3	22.074	27.225	19.898

#### (65) Paul GREEN

1	9:17:47.682		72.0		31.776	22.874
2	9:19:01.653	1:13.971	72.9	24.544	27.463	21.964
3	9:20:17.408	1:15.755	73.8	24.910	29.519	21.326
4	9:21:29.131	1:11.723	74.6	23.442	27.332	20.949
5	9:22:41.306	1:12.175	73.8	24.060	27.276	20.839
6	9:23:50.260	1:08.954	75.1	22.793	25.836	20.325
7	9:25:01.239	1:10.979	75.0	23.202	27.403	20.374
8	9:26:13.121	1:11.882	74.6	23.105	28.082	20.695
9	9:27:25.423	1:12.302	74.4	22.960	28.229	21.113
10	9:28:44.691	1:19.268	21.2	23.015	28.865	27.388

#### (71) Paul BOWERS

1	9:17:13.825		75.1		31.618	22.700
2	9:18:37.447	1:23.622	72.5	25.368	31.854	26.400

Lap	Time of Day	Lap Tm	SFSpd	S1	S2	S3
3	9:19:57.003	1:19.556	77.3	27.252	30.962	21.342
4	9:21:09.143	1:12.140	77.1	24.072	27.346	20.722
5	9:22:20.519	1:11.376	78.8	23.055	27.515	20.806
6	9:23:34.786	1:14.267	78.9	25.011	27.864	21.392
7	9:24:46.113	1:11.327	78.2	23.160	27.259	20.908
8	9:25:59.622	1:13.509	78.5	22.853	28.561	22.095
9	9:27:11.869	1:12.247	78.5	23.509	28.201	20.537
10	9:28:22.800	1:10.931	78.5	22.802	27.296	20.833

#### (66) Duncan O'NEILL

1	9:18:10.216					
2	9:19:27.933	1:17.717				
3	9:20:46.055	1:18.122				
4	9:21:59.346	1:13.291				
5	9:23:13.614	1:14.268				
6	9:24:26.039	1:12.425				

#### (28) Fraser TURNBULL

1	9:18:13.969		67.7		32.864	24.102
2	9:19:31.532	1:17.563	71.0	25.501	29.057	23.005
3	9:20:46.882	1:15.350	70.4	24.555	28.437	22.358
4	9:22:00.231	1:13.349	70.2	24.190	27.506	21.653
5	9:23:14.338	1:14.107	70.8	25.075	27.393	21.639
6	9:24:27.219	1:12.381	71.3	23.598	27.435	21.848
7	9:25:41.456	1:14.237	70.3	23.577	29.457	21.203
8	9:26:58.705	1:17.249	70.5	26.238	28.771	22.240
9	9:28:13.546	1:14.841	71.1	24.628	28.084	22.129

#### (5) Michael LONGSTAFFE

1	9:18:19.520		77.9		32.037	22.791
2	9:19:36.271	1:16.751	76.4	25.436	30.062	21.253
3	9:20:51.747	1:15.476	78.0	25.047	29.041	21.388
4	9:22:06.762	1:15.015	79.4	23.867	29.684	21.464
5	9:23:24.220	1:17.458	80.3	26.252	30.353	20.853
6	9:24:45.559	1:21.339	30.8	23.881	29.426	28.032

#### (67) Richard COOPER

1	9:17:15.239		67.2		30.400	22.383
2	9:18:49.473	1:34.234	65.7	24.424	29.695	40.115
3	9:20:08.627	1:19.154	65.7	25.993	30.209	22.952
4	9:21:26.003	1:17.376	65.6	25.272	29.772	22.332
5	9:22:42.322	1:16.319	68.8	25.215	28.694	22.410
6	9:23:58.029	1:15.707	69.2	25.449	28.641	21.617
7	9:25:14.446	1:16.417	64.4	25.261	28.547	22.609
8	9:26:33.391	1:18.945	64.5	25.455	30.361	23.129
9	9:27:51.361	1:17.970	67.6	26.564	29.422	21.984

#### (15) Ewan ANDERSON

1	9:18:06.832		63.1		32.923	26.759
2	9:19:25.736	1:18.904	68.8	26.671	28.881	23.352
3	9:20:48.902	1:23.166	69.2	26.870	31.133	25.163
4	9:22:05.955	1:17.053	68.7	24.994	28.508	23.551
5	9:23:26.308	1:20.353	71.6	25.755	31.340	23.258
6	9:24:47.400	1:21.092	68.8	25.641	30.224	25.227
7	9:26:20.599	1:33.199	21.7	26.890	32.869	33.440

Clerk of the Course

Orbits

Sig : Time :  
 Chief Timekeeper - Ian Sharp (SMART Timing)  
 Results available at [www.smart-timing.co.uk](http://www.smart-timing.co.uk) and [www.speedhive.com](http://www.speedhive.com)

Printed: 21/04/2024 09:34:10





Bulletin No. \_\_\_\_\_

# KMSC/SMRC - Best of Scottish Motorsport

Scottish Classic Sports & Saloon Championship

Knockhill 1.267 miles

Race 10 - 1st Race

21/04/2024 12:05

Race (12 Laps)

POLE POSITION

**2**  
58 John MARSHALL  
1:04.379

**4**  
21 Jimmy CROW  
1:05.706

**6**  
55 Colin CALDER  
1:06.166

**8**  
32 Alasdair COATES  
1:06.828

**10**  
311 Stephen SADLER  
1:07.129

**12**  
3 Michael ANDERSON  
1:07.471

**14**  
63 John KINMOND  
1:08.655

**16**  
65 Paul GREEN  
1:08.954

**18**  
66 Duncan O'NEILL  
1:12.425

**20**  
5 Michael LONGSTAFFE  
1:15.015

**1**  
78 Andrew GRAHAM  
1:01.038

**3**  
51 Barry EASTAUGH  
1:05.382

**5**  
64 Adam KINMOND  
1:05.963

**7**  
11 Iain MITCHELL  
1:06.700

**9**  
77 Richard MERRELL  
1:06.879

**11**  
7 Keiron BAILLIE  
1:07.146

**13**  
69 Niki DICKSON  
1:08.598

**15**  
91 Craig HOUSTON  
1:08.677

**17**  
71 Paul BOWERS  
1:10.931

**19**  
28 Fraser TURNBULL  
1:12.881

1

2

3

4

5

6

7

8

9

10

Clerk of the Course

Orbits

Sig : Time :  
Chief Timekeeper - Ian Sharp (SMART Timing)  
Results available at [www.smart-timing.co.uk](http://www.smart-timing.co.uk) and [www.speedhive.com](http://www.speedhive.com)






Bulletin No. \_\_\_\_\_

# KMSC/SMRC - Best of Scottish Motorsport

<p><b>Scottish Classic Sports &amp; Saloon Championship</b></p> <p><b>Race 10 - 1st Race</b></p> <p><b>Race (12 Laps)</b></p>	<p><b>Knockhill 1.267 miles</b></p> <p><b>21/04/2024 12:05</b></p>
---	--



**22**

<p><b>15 Ewan ANDERSON</b> 1:17.053</p>
---

**21**

<p><b>67 Richard COOPER</b> 1:15.707</p>
--

**11**

Orbits

**Clerk of the Course**  
 Sig :                      Time :  
 Chief Timekeeper - Ian Sharp (SMART Timing)  
 Results available at [www.smart-timing.co.uk](http://www.smart-timing.co.uk) and [www.speedhive.com](http://www.speedhive.com)  
 Printed: 21/04/2024 09:33:07





WHITELINE



Bulletin No. \_\_\_\_\_



## KMSC/SMRC - Best of Scottish Motorsport

Sorted on best lap time

Super Lap Scotland

Knockhill 1.267 miles

Warm Up

21/04/2024 09:35

Practice (20:00 Time) started at 9:34:15

Pos	No.	Name	Make/Model	CC	Class	Laps	Best Tm	Diff	Best Speed	2nd Best
1	77	Ian BONTHRONE	BMW M4	3000	D	7	59.660		76.447	1:00.634
2	2	Lance GAULD	Porsche GT4 RS	3000	Gue	11	1:00.271	0.611	75.672	1:01.274
3	10	Nev WOOD	Ariel Atom	2000	P	11	1:00.604	0.944	75.256	1:03.395
4	86	Adam MORRISON	Mini Cooper S	2000	D	6	1:03.701	4.041	71.598	1:03.826
5	7	Fraser McNEILL	Honda Civic EG	2400	D	7	1:04.945	5.285	70.226	1:05.494
6	71	David PENNY	Caterham R500	1800	B	7	1:05.464	5.804	69.669	1:06.617
7	37	Andrew SKINNER	Westfield Seiw	1800	D	12	1:06.317	6.657	68.773	1:07.165
8	23	Andrew COWIE	Subaru Impreza	2100	D	9	1:06.608	6.948	68.473	1:07.065
9	5	Alex MILNE	Renault Megane R26	1995	E	6	1:07.494	7.834	67.574	1:09.244
10	9	Steven ARKLEY	Westfield Megabusa	1440	B	6	1:08.622	8.962	66.463	1:13.676
11	17	Marc THOMSON	Mini Cooper S R53	1600S	F	11	1:09.473	9.813	65.649	1:09.771
12	56	Andrew FAHEY	Renault Megane	2000	F	11	1:09.934	10.274	65.216	1:11.674
13	29	Carl WALKER	Renault Clio 172	2000	F	9	1:10.667	11.007	64.540	1:11.669
14	6	Martin HUTTON	Peugeot 106 HND	1124	G	6	1:11.794	12.134	63.527	1:12.083
15	12	James CORCORAN	Caterham 7 Megagrad	1588	D	10	1:16.015	16.355	59.999	1:16.293

### Announcements

Car No's 2 & 77 - No working transponder - Please fix before next session

Clerk of the Course

Orbits

Sig : Time :  
 Chief Timekeeper - Ian Sharp (SMART Timing)  
 Results available at [www.smart-timing.co.uk](http://www.smart-timing.co.uk) and [www.speedhive.com](http://www.speedhive.com)

Printed: 21/04/2024 10:03:08



RACE WITH RESPECT



**KMSC/SMRC - Best of Scottish Motorsport****Super Lap Scotland****Knockhill 1.267 miles****Warm Up****21/04/2024 09:35****Practice (20:00 Time) started at 9:34:15**

Lap	Time of Day	Lap Tm	SFSpd	S1	S2	S3
<b>(77) Ian BONTHRONE</b>						
1	9:36:56.152					
2	9:37:57.784	<b>1:01.632</b>				
3	9:38:58.418	<b>1:00.634</b>				
4	9:39:58.078	<b>59.660</b>				
5	9:41:00.916	<b>1:02.838</b>				
6	9:42:03.083	<b>1:02.167</b>				
7	9:43:05.204	<b>1:02.121</b>				

<b>(2) Lance GAULD</b>						
1	9:35:55.718					
2	9:38:13.425	<b>2:17.707</b>				
3	9:39:17.663	<b>1:04.238</b>				
4	9:40:26.492	<b>1:08.829</b>				
5	9:41:29.005	<b>1:02.513</b>				
6	9:42:30.279	<b>1:01.274</b>				
7	9:49:33.662	<b>5:41.940</b>				
8	9:50:35.204	<b>1:01.542</b>				
9	9:51:36.527	<b>1:01.323</b>				
10	9:52:36.798	<b>1:00.271</b>				
11	9:53:55.450	<b>1:18.652</b>				

<b>(10) Nev WOOD</b>						
1	9:35:45.956		95.2		33.214	24.199
2	9:37:06.012	<b>1:20.056</b>	109.5	29.098	30.859	20.099
3	9:38:15.933	<b>1:09.921</b>	113.9	24.961	27.004	17.956
4	9:39:21.090	<b>1:05.157</b>	117.3	22.650	25.144	17.363
5	9:40:27.902	<b>1:06.812</b>	114.1	22.563	25.917	18.332
6	9:41:31.574	<b>1:03.672</b>	<b>118.6</b>	22.092	24.819	16.761
7	9:42:32.178	<b>1:00.604</b>	118.6	21.044	<b>23.352</b>	<b>16.208</b>
8	9:49:54.777	<b>5:58.570</b>	108.6		27.349	19.678
9	9:51:00.843	<b>1:06.066</b>	107.0	22.693	24.547	18.826
10	9:52:04.238	<b>1:03.395</b>	117.1	22.721	24.139	16.535
11	9:54:07.272	<b>2:03.034</b>	30.8	<b>20.954</b>	1:12.563	29.517

<b>(86) Adam MORRISON</b>						
1	9:36:02.320		90.2		35.361	20.106
2	9:37:15.530	<b>1:13.210</b>	88.9	23.768	29.419	20.023
3	9:38:22.908	<b>1:07.378</b>	<b>92.6</b>	22.934	25.737	18.707
4	9:39:26.734	<b>1:03.826</b>	92.6	20.817	<b>24.632</b>	18.377
5	9:40:30.435	<b>1:03.701</b>	91.6	<b>20.610</b>	24.727	<b>18.364</b>
6	9:41:40.506	<b>1:10.071</b>	25.8	23.737	24.762	21.572

<b>(7) Fraser McNEILL</b>						
1	9:35:26.083		93.1		27.818	19.979
2	9:36:34.067	<b>1:07.984</b>	93.1	23.303	25.763	18.918
3	9:37:45.282	<b>1:11.215</b>	93.9	23.367	28.623	19.225
4	9:38:51.588	<b>1:06.306</b>	95.6	21.866	25.350	19.090
5	9:39:57.082	<b>1:05.494</b>	<b>95.7</b>	21.913	25.056	<b>18.525</b>
6	9:41:02.027	<b>1:04.945</b>	95.5	<b>21.401</b>	<b>24.926</b>	18.618
7	9:42:20.358	<b>1:18.331</b>	26.3	22.120	28.995	27.216

<b>(71) David PENNY</b>						
1	9:35:51.571		91.7		32.891	23.557
2	9:37:10.250	<b>1:18.679</b>	94.3	28.409	29.130	21.140
3	9:38:20.675	<b>1:10.425</b>	99.0	23.842	26.711	19.872
4	9:39:29.726	<b>1:09.051</b>	<b>99.9</b>	22.276	26.751	20.024
5	9:40:35.190	<b>1:05.464</b>	96.8	<b>21.434</b>	<b>25.087</b>	18.943
6	9:41:47.008	<b>1:11.818</b>	97.8	23.451	26.893	21.474
7	9:42:53.625	<b>1:06.617</b>	96.6	22.326	25.566	<b>18.725</b>

<b>(37) Andrew SKINNER</b>						
1	9:35:58.352		84.6		32.157	22.925
2	9:37:18.039	<b>1:19.687</b>	<b>86.7</b>	26.147	31.966	21.574
3	9:38:30.266	<b>1:12.227</b>	86.4	24.604	27.397	20.226

Lap	Time of Day	Lap Tm	SFSpd	S1	S2	S3
4	9:39:39.516	<b>1:09.250</b>	86.5	23.466	26.338	19.446
5	9:40:49.912	<b>1:10.396</b>	72.9	22.885	27.569	19.942
6	9:41:59.415	<b>1:09.503</b>	86.4	24.059	25.952	19.492
7	9:43:11.269	<b>1:11.854</b>	70.5	22.204	28.755	20.895
8	9:49:45.826	<b>4:59.055</b>	81.5	5:44.232	29.784	20.541
9	9:50:57.715	<b>1:11.889</b>	85.3	23.679	27.235	20.975
10	9:52:04.880	<b>1:07.165</b>	74.1	<b>21.679</b>	25.776	19.710
11	9:53:12.046	<b>1:07.166</b>	85.1	22.179	25.911	<b>19.076</b>
12	9:54:18.363	<b>1:06.317</b>	81.5	21.821	<b>24.965</b>	19.531

<b>(23) Andrew COWIE</b>						
1	9:35:50.449		79.5		33.107	24.882
2	9:37:08.740	<b>1:18.291</b>	81.8	27.584	28.615	22.092
3	9:38:17.939	<b>1:09.199</b>	<b>94.1</b>	23.811	26.627	18.761
4	9:39:24.547	<b>1:06.608</b>	94.0	<b>22.471</b>	<b>25.623</b>	<b>18.514</b>
5	9:40:34.002	<b>1:09.455</b>	88.2	22.604	26.436	20.415
6	9:41:45.176	<b>1:11.174</b>	92.4	23.312	27.377	20.485
7	9:42:52.241	<b>1:07.065</b>	94.0	22.699	25.733	18.633
8	9:49:44.736	<b>5:14.955</b>	81.3	6:01.101	29.157	22.237
9	9:51:02.259	<b>1:17.523</b>	26.5	23.332	27.709	26.482

<b>(5) Alex MILNE</b>						
1	9:35:54.807		85.2		31.780	23.627
2	9:37:13.240	<b>1:18.433</b>	85.9	26.355	30.295	21.783
3	9:38:27.733	<b>1:14.493</b>	85.6	25.729	28.670	20.094
4	9:39:41.025	<b>1:13.292</b>	87.3	23.923	28.594	20.775
5	9:40:50.269	<b>1:09.244</b>	86.9	22.652	26.800	19.792
6	9:41:57.763	<b>1:07.494</b>	<b>88.0</b>	22.252	<b>26.010</b>	<b>19.232</b>

<b>(9) Steven ARKLEY</b>						
1	9:35:44.768		83.9		33.673	24.119
2	9:37:14.849	<b>1:30.081</b>	93.6	28.575	34.064	27.442
3	9:38:38.825	<b>1:23.976</b>	85.9	26.647	34.497	22.832
4	9:39:56.607	<b>1:17.782</b>	93.7	28.188	28.612	20.982
5	9:41:10.283	<b>1:13.676</b>	100.3	27.156	26.966	19.554
6	9:42:18.905	<b>1:08.622</b>	<b>101.4</b>	<b>23.042</b>	<b>26.163</b>	<b>19.417</b>

<b>(17) Marc THOMSON</b>						
1	9:35:59.541		58.3		31.985	26.148
2	9:37:21.951	<b>1:22.410</b>	72.7	28.818	29.970	23.622
3	9:38:35.634	<b>1:13.683</b>	81.1	24.750	28.345	20.588
4	9:39:46.199	<b>1:10.565</b>	81.8	23.394	27.070	20.101
5	9:40:57.165	<b>1:10.966</b>	81.2	23.452	27.148	20.366
6	9:42:08.550	<b>1:11.385</b>	<b>82.8</b>	23.098	28.151	20.136
7	9:49:53.350	<b>6:28.548</b>	51.2		36.642	24.480
8	9:51:06.626	<b>1:13.276</b>	81.3	26.109	27.046	20.121
9	9:52:16.397	<b>1:09.771</b>	82.6	23.116	27.046	<b>19.609</b>
10	9:53:28.965	<b>1:12.568</b>	81.9	23.078	29.348	20.142
11	9:54:38.438	<b>1:09.473</b>	78.2	<b>22.892</b>	<b>26.309</b>	20.272

<b>(56) Andrew FAHEY</b>						
1	9:36:10.242		79.0		33.559	22.901
2	9:37:26.109	<b>1:15.867</b>	81.6	25.976	29.067	20.824
3	9:38:41.266	<b>1:15.157</b>	81.2	25.397	28.566	21.194
4	9:39:53.947	<b>1:12.681</b>	81.6	25.079	27.375	20.227
5	9:41:06.243	<b>1:12.296</b>	81.5	23.481	28.913	<b>19.902</b>
6	9:42:16.177	<b>1:09.934</b>	<b>82.0</b>	23.557	<b>26.434</b>	19.943
7	9:49:47.482	<b>6:12.212</b>	68.5		32.138	26.989
8	9:50:59.156	<b>1:11.674</b>	81.2	24.481	26.705	20.488
9	9:52:12.344	<b>1:13.188</b>	80.9	<b>22.936</b>	28.776	21.476
10	9:53:24.417	<b>1:12.073</b>	81.6	23.530	28.415	20.128
11	9:54:40.706	<b>1:16.289</b>	22.9	23.721	26.924	25.644

<b>(29) Carl WALKER</b>						
1	9:35:48.670		81.9		33.886	24.712
2	9:37:12.275	<b>1:23.605</b>	83.8	29.222	32.860	21.523

**Clerk of the Course****Orbits**

**Sig :** **Time :**  
**Chief Timekeeper - Ian Sharp (SMART Timing)**  
**Results available at [www.smart-timing.co.uk](http://www.smart-timing.co.uk) and [www.speedhive.com](http://www.speedhive.com)**





# KMSC/SMRC - Best of Scottish Motorsport

Super Lap Scotland

Knockhill 1.267 miles

Warm Up

21/04/2024 09:35

Practice (20:00 Time) started at 9:34:15



Lap	Time of Day	Lap Tm	SFSpd	S1	S2	S3
3	9:38:25.758	<b>1:13.483</b>	84.0	24.690	28.405	20.388
4	9:39:37.486	<b>1:11.728</b>	81.9	23.586	27.746	20.396
5	9:40:52.101	<b>1:14.615</b>	83.6	23.811	28.861	21.943
6	9:42:03.770	<b>1:11.669</b>	83.6	24.095	27.501	20.073
7	9:49:37.318	<b>6:08.876</b>	83.3		29.337	21.486
8	9:50:47.985	<b>1:10.667</b>	<b>84.1</b>	<b>23.488</b>	<b>27.291</b>	<b>19.888</b>
9	9:52:16.093	<b>1:28.108</b>	26.7	26.330	33.322	28.456

Lap	Time of Day	Lap Tm	SFSpd	S1	S2	S3
-----	-------------	--------	-------	----	----	----

(6) Martin HUTTON

1	9:35:54.585		66.4		34.503	26.255
2	9:37:18.464	<b>1:23.879</b>	61.9	27.815	31.662	24.402
3	9:38:36.648	<b>1:18.184</b>	75.3	25.329	29.739	23.116
4	9:39:48.834	<b>1:12.186</b>	<b>76.3</b>	23.676	<b>27.045</b>	21.465
5	9:41:00.917	<b>1:12.083</b>	70.3	<b>23.367</b>	27.662	21.054
6	9:42:12.711	<b>1:11.794</b>	74.4	24.185	27.252	<b>20.357</b>

(12) James CORCORAN

1	9:37:47.773		<b>83.2</b>		29.228	<b>21.335</b>
2	9:39:11.662	<b>1:23.889</b>	81.2	<b>23.688</b>	38.314	21.887
3	9:40:27.955	<b>1:16.293</b>	79.7	25.357	<b>29.202</b>	21.734
4	9:41:45.962	<b>1:18.007</b>	77.1	26.468	29.710	21.829
5	9:43:15.158	<b>1:29.196</b>	25.4	26.298	35.693	27.205
6	9:49:37.970	<b>6:22.812</b>	73.0	5:29.067	30.631	23.114
7	9:51:02.020	<b>1:24.050</b>	79.4	27.316	34.401	22.333
8	9:52:20.103	<b>1:18.083</b>	79.6	26.135	30.282	21.666
9	9:53:41.117	<b>1:21.014</b>	80.2	25.929	33.431	21.654
10	9:54:57.132	<b>1:16.015</b>	52.7	24.860	29.202	21.953

Clerk of the Course

Orbits

Sig : Time :  
 Chief Timekeeper - Ian Sharp (SMART Timing)  
 Results available at [www.smart-timing.co.uk](http://www.smart-timing.co.uk) and [www.speedhive.com](http://www.speedhive.com)



motor sport UK

RACE WITH RESPECT



Bulletin No. \_\_\_\_\_

**KMSC/SMRC - Best of Scottish Motorsport****Sorted on Laps**

Scottish Fiesta ST Cup

Knockhill 1.267 miles

Race 6 - 1st Race

21/04/2024 10:00

Race (12 Laps) started at 10:04:28

Pos	No.	Name	Make/Model	CC	Class	Laps	Total Tm	Diff	Best Tm	In Lap	2nd Best
1	147	Gerry HENDRY	Ford Fiesta ST	2000	ST	12	12:46.882		1:02.335	9	1:02.536
2	31	Brodgy ORR	Ford Fiesta ST	2000	ST	12	12:48.122	1.240	1:02.453	12	1:02.572
3	21	Kieren PREEDY	Ford Fiesta ST	2000	ST	12	12:48.740	1.858	1:02.398	9	1:02.630
4	68	Arran WARD	Ford Fiesta ST	2000	ST	12	12:51.034	4.152	1:02.741	7	1:02.750
5	35	Andrew MACKIE	Ford Fiesta ST	2000	ST	12	12:52.975	6.093	1:02.801	10	1:02.990
6	99	James DICKIE	Ford Fiesta ST	2000	STN	12	12:53.520	6.638	1:02.535	11	1:02.610
7	95	Paul CURTIS	Ford Fiesta ST	2000	ST	12	12:56.619	9.737	1:02.507	11	1:02.816
8	83	Sophie KINGHORN	Ford Fiesta ST	2000	STCN	12	12:58.542	11.660	1:03.033	11	1:03.175
9	52	Dave COLVILLE	Ford Fiesta ST	2000	ST	12	13:04.763	17.881	1:02.912	5	1:03.083
10	3	Stewart SCOTT	Ford Fiesta ST	2000	ST	12	13:07.200	20.318	1:03.798	8	1:04.026
11	5	Lorn MURRAY	Ford Fiesta ST	2000	STC	12	13:07.314	20.432	1:03.512	9	1:03.712
12	7	Stuart MURRAY	Ford Fiesta ST	2000	STC	12	13:11.777	24.895	1:04.248	12	1:04.396
13	58	Kenneth LEES	Ford Fiesta ST	2000	STCN	12	13:12.865	25.983	1:04.079	9	1:04.125
14	14	Duncan STEELE	Ford Fiesta ST	2000	STC	12	13:13.408	26.526	1:04.152	8	1:04.436
15	23	Lucy HALES-MAVER	Ford Fiesta ST	2000	ST	12	13:14.427	27.545	1:04.040	11	1:04.248
16	30	Michael GORDON	Ford Fiesta ST	2000	STN	12	13:21.141	34.259	1:04.274	8	1:04.287
17	79	Calum BRUCE	Ford Fiesta ST	2000	STN	12	13:29.675	42.793	1:05.048	11	1:05.077
18	32	Daniel FORBES	Ford Fiesta ST	2000	STN	11	12:51.337	1 Lap	1:07.206	9	1:07.749

Margin of Victory

Avg. Speed

Best Lap Tm

Best Speed

Best Lap by

1.240

71.367

1:02.335

73.167

147 - Gerry HENDRY

Clerk of the Course

Orbits

Sig : Time :  
 Chief Timekeeper - Ian Sharp (SMART Timing)  
 Results available at [www.smart-timing.co.uk](http://www.smart-timing.co.uk) and [www.speedhive.com](http://www.speedhive.com)

motor  
sport  
UK**RACE  
WITH  
RESPECT**

Printed: 21/04/2024 15:17:44



# KMSC/SMRC - Best of Scottish Motorsport

## Scottish Fiesta ST Cup

Knockhill 1.267 miles

### Race 6 - 1st Race

21/04/2024 10:00

### Race (12 Laps) started at 10:04:28

Lap	Time of Day	Lap Tm	SFSpd	S1	S2	S3
<b>(147) Gerry HENDRY</b>						
1	10:05:38.362		82.7		25.043	19.271
2	10:06:43.381	<b>1:05.019</b>	82.4	21.440	24.275	19.304
3	10:07:47.465	<b>1:04.084</b>	82.7	21.000	23.869	19.215
4	10:08:50.846	<b>1:03.381</b>	82.5	20.325	23.779	19.277
5	10:09:53.395	<b>1:02.549</b>	<b>83.5</b>	20.367	23.428	18.754
6	10:10:57.917	<b>1:04.522</b>	82.0	20.858	24.285	19.379
7	10:12:01.517	<b>1:03.600</b>	81.7	21.163	23.553	18.884
8	10:13:04.083	<b>1:02.566</b>	81.7	20.298	<b>23.393</b>	18.875
9	10:14:06.418	<b>1:02.335</b>	82.5	<b>20.177</b>	<b>23.485</b>	<b>18.673</b>
10	10:15:08.954	<b>1:02.536</b>	82.2	20.257	23.528	18.751
11	10:16:11.716	<b>1:02.762</b>	80.0	20.187	23.534	19.041
12	10:17:15.051	<b>1:03.335</b>	81.2	20.344	23.822	19.169

Lap	Time of Day	Lap Tm	SFSpd	S1	S2	S3
<b>(31) Broddy ORR</b>						
1	10:05:37.804		81.0		24.897	19.289
2	10:06:42.723	<b>1:04.919</b>	80.2	21.016	24.417	19.486
3	10:07:46.787	<b>1:04.064</b>	<b>81.2</b>	21.121	23.944	18.999
4	10:08:50.298	<b>1:03.511</b>	80.5	20.668	23.924	18.919
5	10:09:53.233	<b>1:02.935</b>	81.0	20.383	23.670	18.882
6	10:10:57.966	<b>1:04.733</b>	80.4	21.158	24.194	19.381
7	10:12:02.097	<b>1:04.131</b>	80.1	21.360	23.686	19.085
8	10:13:04.855	<b>1:02.758</b>	80.4	20.359	23.511	18.888
9	10:14:07.483	<b>1:02.628</b>	80.3	20.083	23.569	18.976
10	10:15:10.055	<b>1:02.572</b>	79.7	20.116	<b>23.450</b>	19.006
11	10:16:13.838	<b>1:03.783</b>	80.6	20.171	24.517	19.095
12	10:17:16.291	<b>1:02.453</b>	80.7	<b>20.046</b>	23.557	<b>18.850</b>

Lap	Time of Day	Lap Tm	SFSpd	S1	S2	S3
<b>(21) Kieren PREEDY</b>						
1	10:05:39.292		81.8		25.058	19.579
2	10:06:43.950	<b>1:04.658</b>	82.5	21.485	24.223	18.950
3	10:07:48.138	<b>1:04.188</b>	<b>82.7</b>	21.202	24.048	18.938
4	10:08:51.609	<b>1:03.471</b>	81.7	20.621	23.882	18.968
5	10:09:54.569	<b>1:02.960</b>	81.8	20.496	23.608	18.856
6	10:10:58.371	<b>1:03.802</b>	80.9	20.473	23.790	19.539
7	10:12:02.397	<b>1:04.026</b>	81.9	21.307	23.800	18.919
8	10:13:05.499	<b>1:03.102</b>	81.6	20.687	23.473	18.942
9	10:14:07.897	<b>1:02.398</b>	81.7	<b>20.215</b>	23.440	<b>18.743</b>
10	10:15:10.590	<b>1:02.693</b>	81.5	20.397	<b>23.351</b>	18.945
11	10:16:14.279	<b>1:03.689</b>	81.3	20.354	23.808	19.257
12	10:17:16.909	<b>1:02.630</b>	82.0	20.340	23.452	18.838

Lap	Time of Day	Lap Tm	SFSpd	S1	S2	S3
<b>(68) Arran WARD</b>						
1	10:05:38.735		<b>81.9</b>		25.300	19.169
2	10:06:43.761	<b>1:05.026</b>	81.6	21.500	24.310	19.216
3	10:07:47.834	<b>1:04.073</b>	81.1	20.801	24.029	19.243
4	10:08:53.090	<b>1:05.256</b>	75.1	20.512	23.750	20.994
5	10:09:57.658	<b>1:04.568</b>	80.2	21.277	23.557	19.734
6	10:11:00.764	<b>1:03.106</b>	81.7	20.560	23.775	<b>18.771</b>
7	10:12:03.505	<b>1:02.741</b>	81.4	20.172	<b>23.444</b>	19.125
8	10:13:07.089	<b>1:03.584</b>	81.2	20.551	23.999	19.034
9	10:14:10.814	<b>1:03.725</b>	81.0	21.136	23.690	18.899
10	10:15:13.647	<b>1:02.833</b>	80.9	<b>20.106</b>	23.889	18.838
11	10:16:16.397	<b>1:02.750</b>	81.3	20.210	23.613	18.927
12	10:17:19.203	<b>1:02.806</b>	81.0	20.299	23.548	18.959

Lap	Time of Day	Lap Tm	SFSpd	S1	S2	S3
<b>(35) Andrew MACKIE</b>						
1	10:05:40.330		79.1		25.255	19.816
2	10:06:45.545	<b>1:05.215</b>	79.3	21.018	25.026	19.171
3	10:07:49.426	<b>1:03.881</b>	<b>79.5</b>	20.734	23.909	19.238
4	10:08:53.073	<b>1:03.647</b>	79.0	20.372	23.896	19.379
5	10:09:56.954	<b>1:03.881</b>	79.0	20.952	23.623	19.306
6	10:11:00.229	<b>1:03.275</b>	79.2	20.422	23.812	19.041
7	10:12:03.219	<b>1:02.990</b>	79.1	20.317	23.587	19.086
8	10:13:06.878	<b>1:03.659</b>	79.0	20.517	24.106	<b>19.036</b>

Lap	Time of Day	Lap Tm	SFSpd	S1	S2	S3
9	10:14:11.556	<b>1:04.678</b>	79.2	21.693	23.942	19.043
10	10:15:14.357	<b>1:02.801</b>	79.2	<b>20.183</b>	23.559	19.059
11	10:16:17.673	<b>1:03.316</b>	78.7	20.267	23.757	19.292
12	10:17:21.144	<b>1:03.471</b>	78.8	20.848	<b>23.459</b>	19.164
<b>(99) James DICKIE</b>						
1	10:05:41.575		78.5		26.071	19.649
2	10:06:47.337	<b>1:05.762</b>	79.8	20.985	25.122	19.655
3	10:07:53.502	<b>1:06.165</b>	80.8	22.004	24.953	19.208
4	10:08:56.394	<b>1:02.892</b>	80.7	20.332	23.358	19.202
5	10:09:59.245	<b>1:02.851</b>	81.2	20.454	23.357	19.040
6	10:11:02.196	<b>1:02.951</b>	81.0	20.170	23.745	19.036
7	10:12:04.999	<b>1:02.803</b>	80.8	20.112	23.391	19.300
8	10:13:07.784	<b>1:02.785</b>	79.9	20.150	23.398	19.237
9	10:14:12.775	<b>1:04.991</b>	80.9	21.207	24.739	19.045
10	10:15:15.385	<b>1:02.610</b>	81.0	20.229	23.381	19.000
11	10:16:17.920	<b>1:02.535</b>	80.9	<b>20.081</b>	<b>23.350</b>	19.104
12	10:17:21.689	<b>1:03.769</b>	<b>81.3</b>	21.029	23.857	<b>18.883</b>

Lap	Time of Day	Lap Tm	SFSpd	S1	S2	S3
<b>(95) Paul CURTIS</b>						
1	10:05:39.782		80.8		25.035	19.670
2	10:06:44.648	<b>1:04.866</b>	80.5	21.179	24.423	19.264
3	10:07:48.860	<b>1:04.212</b>	81.2	20.737	24.141	19.334
4	10:08:52.579	<b>1:03.719</b>	80.1	20.277	23.981	19.461
5	10:09:58.459	<b>1:05.880</b>	80.2	20.483	23.763	21.634
6	10:11:01.430	<b>1:02.971</b>	80.5	20.265	23.683	<b>19.023</b>
7	10:12:04.339	<b>1:02.909</b>	81.0	20.188	23.481	19.240
8	10:13:07.414	<b>1:03.075</b>	81.1	20.311	23.549	19.215
9	10:14:16.415	<b>1:09.001</b>	<b>81.8</b>	21.297	28.240	19.464
10	10:15:19.465	<b>1:03.050</b>	80.1	20.470	23.447	19.133
11	10:16:21.972	<b>1:02.507</b>	80.9	<b>20.093</b>	<b>23.356</b>	19.058
12	10:17:24.788	<b>1:02.816</b>	80.6	20.192	23.543	19.081

Lap	Time of Day	Lap Tm	SFSpd	S1	S2	S3
<b>(83) Sophie KINGHORN</b>						
1	10:05:43.644		81.0		26.649	19.648
2	10:06:48.073	<b>1:04.429</b>	81.9	20.991	24.263	19.175
3	10:07:53.949	<b>1:05.876</b>	<b>82.3</b>	21.857	24.941	19.078
4	10:08:57.268	<b>1:03.319</b>	81.7	20.627	23.750	<b>18.942</b>
5	10:10:00.816	<b>1:03.548</b>	81.8	20.590	23.816	19.142
6	10:11:04.954	<b>1:04.138</b>	81.7	20.597	24.583	18.958
7	10:12:08.129	<b>1:03.175</b>	81.5	20.414	23.807	18.954
8	10:13:11.550	<b>1:03.421</b>	81.0	20.518	23.834	19.069
9	10:14:16.356	<b>1:04.806</b>	79.8	20.613	24.840	19.353
10	10:15:20.109	<b>1:03.753</b>	81.8	20.957	23.817	18.979
11	10:16:23.142	<b>1:03.033</b>	81.7	<b>20.271</b>	<b>23.717</b>	19.045
12	10:17:26.711	<b>1:03.569</b>	78.6	20.323	23.924	19.322

Lap	Time of Day	Lap Tm	SFSpd	S1	S2	S3
<b>(52) Dave COLVILLE</b>						
1	10:05:37.508		80.3		24.926	19.276
2	10:06:42.930	<b>1:05.422</b>	81.3	22.145	24.045	19.232
3	10:07:46.524	<b>1:03.594</b>	81.1	20.511	24.073	19.010
4	10:08:49.607	<b>1:03.083</b>	81.1	20.687	23.580	18.816
5	10:09:52.519	<b>1:02.912</b>	80.9	20.567	23.680	<b>18.665</b>
6	10:11:00.275	<b>1:17.756</b>	81.8	<b>20.270</b>	38.330	19.156
7	10:12:15.062	<b>1:04.787</b>	81.3	20.749	23.939	20.099
8	10:13:18.554	<b>1:03.492</b>	81.2	20.618	23.690	19.184
9	10:14:21.655	<b>1:03.101</b>	<b>81.9</b>	20.549	<b>23.538</b>	19.014
10	10:15:25.991	<b>1:04.336</b>	80.9	21.312	23.939	19.085
11	10:16:29.363	<b>1:03.372</b>	81.8	20.820	23.616	18.936
12	10:17:32.932	<b>1:03.569</b>	78.1	20.710	23.675	19.184

Lap	Time of Day	Lap Tm	SFSpd	S1	S2	S3
<b>(3) Stewart SCOTT</b>						
1	10:05:44.777		81.0		27.533	20.264
2	10:06:50.767	<b>1:05.990</b>	82.2	22.158	24.427	19.405
3	10:07:55.699	<b>1:04.932</b>	<b>82.3</b>	21.127	24.457	19.348
4	10:09:00.159	<b>1:04.460</b>	81.1	21.080	24.304	19.076

Clerk of the Course

Sig : Time :  
Chief Timekeeper - Ian Sharp (SMART Timing)  
Results available at [www.smart-timing.co.uk](http://www.smart-timing.co.uk) and [www.speedhive.com](http://www.speedhive.com)

Printed: 21/04/2024 10:23:42

Orbits



**KMSC/SMRC - Best of Scottish Motorsport****Scottish Fiesta ST Cup****Knockhill 1.267 miles****Race 6 - 1st Race****21/04/2024 10:00****Race (12 Laps) started at 10:04:28**

Lap	Time of Day	Lap Tm	SFSpd	S1	S2	S3
5	10:10:04.401	<b>1:04.242</b>	81.0	<b>20.551</b>	24.388	19.303
6	10:11:09.079	<b>1:04.678</b>	81.2	20.985	24.600	19.093
7	10:12:13.529	<b>1:04.450</b>	80.4	20.998	24.188	19.264
8	10:13:17.327	<b>1:03.798</b>	81.0	20.674	24.185	<b>18.939</b>
9	10:14:21.557	<b>1:04.230</b>	80.5	21.025	24.047	19.158
10	10:15:27.050	<b>1:05.493</b>	81.4	21.856	24.501	19.136
11	10:16:31.076	<b>1:04.026</b>	80.4	20.809	<b>24.036</b>	19.181
12	10:17:35.369	<b>1:04.293</b>	80.5	20.655	24.375	19.263

**(5) Lorn MURRAY**

1	10:05:40.808		80.6		25.644	19.321
2	10:06:47.406	<b>1:06.598</b>	80.9	21.504	25.559	19.535
3	10:07:56.203	<b>1:08.797</b>	79.0	21.825	26.913	20.059
4	10:09:01.456	<b>1:05.253</b>	80.9	21.566	24.742	18.945
5	10:10:05.168	<b>1:03.712</b>	79.8	20.571	24.018	19.123
6	10:11:09.485	<b>1:04.317</b>	80.5	20.795	24.481	19.041
7	10:12:14.982	<b>1:05.497</b>	80.1	21.143	24.066	20.288
8	10:13:19.213	<b>1:04.231</b>	80.2	21.491	<b>23.856</b>	<b>18.884</b>
9	10:14:22.725	<b>1:03.512</b>	79.8	20.704	23.890	18.918
10	10:15:27.298	<b>1:04.573</b>	80.8	21.043	24.475	19.055
11	10:16:31.515	<b>1:04.217</b>	80.9	21.025	24.011	19.181
12	10:17:35.483	<b>1:03.968</b>	<b>81.0</b>	<b>20.568</b>	24.224	19.176

**(7) Stuart MURRAY**

1	10:05:44.540		79.7		26.766	20.228
2	10:06:50.375	<b>1:05.835</b>	80.0	21.970	24.413	19.452
3	10:07:56.074	<b>1:05.699</b>	79.8	21.024	24.759	19.916
4	10:09:00.566	<b>1:04.492</b>	80.1	21.075	24.224	19.193
5	10:10:06.701	<b>1:06.135</b>	72.0	20.710	24.139	21.286
6	10:11:11.297	<b>1:04.596</b>	<b>80.6</b>	21.356	<b>23.967</b>	19.273
7	10:12:17.426	<b>1:06.129</b>	79.4	22.040	24.743	19.346
8	10:13:21.822	<b>1:04.396</b>	80.0	21.073	24.207	<b>19.116</b>
9	10:14:26.302	<b>1:04.480</b>	79.4	20.743	24.476	19.261
10	10:15:30.921	<b>1:04.619</b>	79.0	20.747	24.413	19.459
11	10:16:35.698	<b>1:04.777</b>	80.1	21.020	24.539	19.218
12	10:17:39.946	<b>1:04.248</b>	79.9	<b>20.707</b>	24.237	19.304

**(58) Kenneth LEES**

1	10:05:46.336		81.1		27.055	20.391
2	10:06:53.465	<b>1:07.129</b>	81.2	22.353	24.996	19.780
3	10:07:58.654	<b>1:05.189</b>	81.3	21.306	24.631	19.252
4	10:09:04.389	<b>1:05.735</b>	81.4	21.362	24.391	19.982
5	10:10:08.757	<b>1:04.368</b>	81.4	21.228	<b>24.067</b>	19.073
6	10:11:13.301	<b>1:04.544</b>	81.3	21.032	24.248	19.264
7	10:12:18.841	<b>1:05.540</b>	81.5	21.108	24.759	19.673
8	10:13:22.966	<b>1:04.125</b>	81.6	20.814	24.166	19.145
9	10:14:27.045	<b>1:04.079</b>	<b>82.1</b>	<b>20.755</b>	24.216	19.108
10	10:15:31.294	<b>1:04.249</b>	81.5	21.273	24.127	<b>18.849</b>
11	10:16:36.501	<b>1:05.207</b>	81.5	21.513	24.548	19.146
12	10:17:41.034	<b>1:04.533</b>	79.4	20.978	24.175	19.380

**(14) Duncan STEELE**

1	10:05:45.411		80.7		27.028	20.257
2	10:06:51.851	<b>1:06.440</b>	80.7	22.321	24.532	19.587
3	10:07:57.148	<b>1:05.297</b>	80.2	21.322	24.264	19.711
4	10:09:02.845	<b>1:05.697</b>	79.5	21.451	24.695	19.551
5	10:10:07.294	<b>1:04.449</b>	<b>80.9</b>	20.804	<b>24.123</b>	19.522
6	10:11:12.640	<b>1:05.346</b>	79.5	21.030	24.928	19.388
7	10:12:18.170	<b>1:05.530</b>	79.2	20.875	24.954	19.701
8	10:13:22.322	<b>1:04.152</b>	80.2	20.869	24.210	<b>19.073</b>
9	10:14:26.959	<b>1:04.637</b>	79.0	<b>20.722</b>	24.539	19.376
10	10:15:32.370	<b>1:05.411</b>	79.0	21.755	24.243	19.413
11	10:16:37.141	<b>1:04.771</b>	79.4	20.845	24.486	19.440
12	10:17:41.577	<b>1:04.436</b>	79.0	20.732	24.277	19.427

**(23) Lucy HALES-MAVER**

1	10:05:45.411		80.7		27.028	20.257
2	10:06:51.851	<b>1:06.440</b>	80.7	22.321	24.532	19.587
3	10:07:57.148	<b>1:05.297</b>	80.2	21.322	24.264	19.711
4	10:09:02.845	<b>1:05.697</b>	79.5	21.451	24.695	19.551
5	10:10:07.294	<b>1:04.449</b>	<b>80.9</b>	20.804	<b>24.123</b>	19.522
6	10:11:12.640	<b>1:05.346</b>	79.5	21.030	24.928	19.388
7	10:12:18.170	<b>1:05.530</b>	79.2	20.875	24.954	19.701
8	10:13:22.322	<b>1:04.152</b>	80.2	20.869	24.210	<b>19.073</b>
9	10:14:26.959	<b>1:04.637</b>	79.0	<b>20.722</b>	24.539	19.376
10	10:15:32.370	<b>1:05.411</b>	79.0	21.755	24.243	19.413
11	10:16:37.141	<b>1:04.771</b>	79.4	20.845	24.486	19.440
12	10:17:41.577	<b>1:04.436</b>	79.0	20.732	24.277	19.427

Lap	Time of Day	Lap Tm	SFSpd	S1	S2	S3
1	10:05:47.059		80.4		27.262	20.257
2	10:06:54.110	<b>1:07.051</b>	81.3	22.750	25.021	19.280
3	10:07:59.360	<b>1:05.250</b>	81.0	21.637	24.436	19.177
4	10:09:04.450	<b>1:05.090</b>	79.7	21.470	24.115	19.505
5	10:10:09.740	<b>1:05.290</b>	79.0	21.654	24.295	19.341
6	10:11:14.408	<b>1:04.668</b>	79.7	21.410	<b>23.878</b>	19.380
7	10:12:19.871	<b>1:05.463</b>	80.4	21.270	24.338	19.855
8	10:13:24.430	<b>1:04.559</b>	79.0	21.097	23.942	19.520
9	10:14:29.775	<b>1:05.345</b>	81.0	21.090	25.080	19.175
10	10:15:34.023	<b>1:04.248</b>	81.0	21.215	24.000	<b>19.033</b>
11	10:16:38.063	<b>1:04.040</b>	<b>81.5</b>	20.952	23.975	19.113
12	10:17:42.596	<b>1:04.533</b>	79.8	<b>20.890</b>	23.882	19.761

**(30) Michael GORDON**

1	10:05:45.076		<b>81.0</b>		26.760	20.383
2	10:06:51.425	<b>1:06.349</b>	80.3	22.301	24.626	19.422
3	10:07:56.695	<b>1:05.270</b>	80.2	21.254	24.245	19.771
4	10:09:03.195	<b>1:06.500</b>	79.4	21.392	25.036	20.072
5	10:10:07.932	<b>1:04.737</b>	78.9	20.999	<b>23.890</b>	19.848
6	10:11:13.980	<b>1:06.048</b>	79.8	20.753	25.102	20.193
7	10:12:19.413	<b>1:05.433</b>	74.4	20.959	24.511	19.963
8	10:13:23.687	<b>1:04.274</b>	79.9	20.642	24.172	19.460
9	10:14:35.120	<b>1:11.433</b>	79.0	21.128	30.462	19.843
10	10:15:40.523	<b>1:05.403</b>	79.7	21.309	24.480	19.614
11	10:16:45.023	<b>1:04.500</b>	79.0	<b>20.607</b>	24.235	19.658
12	10:17:49.310	<b>1:04.287</b>	79.0	20.809	24.114	<b>19.364</b>

**(79) Calum BRUCE**

1	10:05:48.159		78.7		27.419	20.492
2	10:06:57.230	<b>1:09.071</b>	78.8	23.103	26.002	19.966
3	10:08:04.843	<b>1:07.613</b>	78.7	22.328	25.514	19.771
4	10:09:11.033	<b>1:06.190</b>	79.7	21.731	25.124	19.335
5	10:10:18.215	<b>1:07.182</b>	78.6	21.963	25.424	19.795
6	10:11:24.197	<b>1:05.982</b>	79.4	21.796	24.778	19.408
7	10:12:29.897	<b>1:05.700</b>	78.9	21.463	24.670	19.567
8	10:13:35.007	<b>1:05.110</b>	79.2	21.358	24.379	19.373
9	10:14:41.976	<b>1:06.969</b>	79.6	21.558	25.715	19.696
10	10:15:47.719	<b>1:05.743</b>	79.5	21.597	24.596	19.550
11	10:16:52.767	<b>1:05.048</b>	79.7	21.344	24.407	<b>19.297</b>
12	10:17:57.844	<b>1:05.077</b>	<b>80.0</b>	<b>21.199</b>	<b>24.288</b>	19.590

**(32) Daniel FORBES**

1	10:05:50.714		76.3		28.210	20.973
2	10:07:00.773	<b>1:10.059</b>	<b>77.9</b>	23.184	26.648	20.227
3	10:08:10.248	<b>1:09.475</b>	76.9	22.532	26.702	20.241
4	10:09:18.308	<b>1:08.060</b>	77.7	<b>21.855</b>	26.148	20.057
5	10:10:26.057	<b>1:07.749</b>	77.1	21.972	25.792	19.985
6	10:11:34.473	<b>1:08.416</b>	76.2	22.288	26.282	<b>19.846</b>
7	10:12:42.343	<b>1:07.870</b>	75.5	22.172	25.781	19.917
8	10:13:50.544	<b>1:08.201</b>	76.3	22.184	25.965	20.052
9	10:14:57.750	<b>1:07.206</b>	76.8	22.039	<b>25.221</b>	19.946
10	10:16:07.293	<b>1:09.543</b>	76.6	23.306	26.104	20.133
11	10:17:19.506	<b>1:12.213</b>	74.4	22.142	27.432	22.639

**Clerk of the Course**

**Sig :** \_\_\_\_\_ **Time :** \_\_\_\_\_  
**Chief Timekeeper - Ian Sharp (SMART Timing)**

Results available at [www.smart-timing.co.uk](http://www.smart-timing.co.uk) and [www.speedhive.com](http://www.speedhive.com)

Printed: 21/04/2024 10:23:42

**Orbits**

motor  
sport  
UK

RACE  
WITH  
RESPECT



**KMSC/SMRC - Best of Scottish Motorsport****Lapchart****Scottish Fiesta ST Cup****Knockhill 1.267 miles****Race 6 - 1st Race****21/04/2024 10:00****Race (12 Laps) started at 10:04:28**

Competitors	Laps												
	1	2	3	4	5	6	7	8	9	10	11	12	
Dave COLVILLE (52)	1	52	31	52	52	52	147	147	147	147	147	147	147
Broddy ORR (31)	2	31	52	31	31	31	31	31	31	31	31	31	31
Gerry HENDRY (147)	3	147	147	147	147	147	21	21	21	21	21	21	21
Arran WARD (68)	4	68	68	68	21	21	35	35	35	68	68	68	68
Kieren PREEDY (21)	5	21	21	21	95	35	68	68	68	35	35	35	35
Paul CURTIS (95)	6	95	95	95	35	68	95	95	95	99	99	99	99
Andrew MACKIE (35)	7	35	35	35	68	95	99	99	99	83	95	95	95
Lorn MURRAY (5)	8	5	99	99	99	99	83	83	83	95	83	83	83
James DICKIE (99)	9	99	5	83	83	83	3	3	3	3	52	52	52
Sophie KINGHORN (83)	10	83	83	3	3	3	5	5	52	52	3	3	3
Stuart MURRAY (7)	11	7	7	7	7	5	52	52	5	5	5	5	5
Stewart SCOTT (3)	12	3	3	5	5	7	7	7	7	7	7	7	7
Michael GORDON (30)	13	30	30	30	14	14	14	14	14	14	58	58	58
Duncan STEELE (14)	14	14	14	14	30	30	58	58	58	58	14	14	14
Kenneth LEES (58)	15	58	58	58	58	58	30	30	30	23	23	23	23
Lucy HALES-MAVER (23)	16	23	23	23	23	23	23	23	23	30	30	30	30
Calum BRUCE (79)	17	79	79	79	79	79	79	79	79	79	79	79	79
Daniel FORBES (32)	18	32	32	32	32	32	32	32	32	32	32	32	32

**Clerk of the Course****Orbits**

**Sig :** **Time :**  
**Chief Timekeeper - Ian Sharp (SMART Timing)**  
**Results available at [www.smart-timing.co.uk](http://www.smart-timing.co.uk) and [www.speedhive.com](http://www.speedhive.com)**

**Printed: 21/04/2024 10:24:08****motor  
sport  
UK****RACE  
WITH  
RESPECT**



# KMSC/SMRC - Best of Scottish Motorsport

Scottish Fiesta ST Cup

Knockhill 1.267 miles

Race 14 - 2nd Race

21/04/2024 14:45

Race (12 Laps)

POLE POSITION

**2**  
31 Broddy ORR

**1**  
147 Gerry HENDRY

**1**

**4**  
68 Arran WARD

**3**  
21 Kieren PREEDY

**2**

**6**  
99 James DICKIE

**5**  
35 Andrew MACKIE

**3**

**8**  
83 Sophie KINGHORN

**7**  
95 Paul CURTIS

**4**

**10**  
3 Stewart SCOTT

**9**  
52 Dave COLVILLE

**5**

**12**  
7 Stuart MURRAY

**11**  
5 Lorn MURRAY

**6**

**14**  
14 Duncan STEELE

**13**  
58 Kenneth LEES

**7**

**16**  
30 Michael GORDON

**15**  
23 Lucy HALES-MAVER

**8**

**18**  
32 Daniel FORBES

**17**  
79 Calum BRUCE

**9**

Clerk of the Course

Orbits

Sig : Time :  
Chief Timekeeper - Ian Sharp (SMART Timing)  
Results available at [www.smart-timing.co.uk](http://www.smart-timing.co.uk) and [www.speedhive.com](http://www.speedhive.com)



motor  
sport  
UK

**RACE  
WITH  
RESPECT**


**KMSC/SMRC - Best of Scottish Motorsport**
**Sorted on Laps**
**KMSC Modsports Championship**
**Knockhill 1.267 miles**
**Race 7 - 2nd Race**
**21/04/2024 10:25**
**Race (15:00 and 1 Laps) started at 10:28:29**

Pos	No.	Name	Make/Model	CC	Class	Laps	Total Tm	Diff	Best Tm	In Lap	2nd Best
1	5	Lindsay McCRACKEN	Radical SR3	1500	B	14	16:26.255		54.386	4	54.497
2	8	Gordon DUNCAN	Radical PR6	1340	B	14	16:31.392	5.137	53.774	4	54.417
3	86	Adam MORRISON	Mini Cooper S	1600	G	14	16:45.756	19.501	57.862	2	59.348
4	31	Natalie COWIE	Mini Cooper S R53	1600	G	14	16:49.642	23.387	1:00.250	3	1:00.310
5	19	Harvey GILLANDERS	Honda EP3	2400	F	14	16:50.112	23.857	59.388	3	1:00.341
6	333	Iain BLACKLEY	Ford Puma	1679T	F	14	16:55.019	28.764	58.850	2	59.162
7	3	Michael ANDERSON	Ford Focus	1600	F	14	16:57.028	30.773	59.071	3	59.284
8	71	Fraser McNEILL	Honda Civic EG	2400	G	14	17:05.408	39.153	1:00.196	3	1:00.563
9	217	Steven SOMERVILLE	BMW E36 Compact	1600	J	13	16:36.463	1 Lap	1:05.169	2	1:05.581
10	26	James STRACHAN	Ford Fiesta	1600	G	13	16:38.474	1 Lap	1:06.180	2	1:07.718

**Not classified**

DNF	14	Michael IMRIE	Renault Clio 197	1998	G	10	12:50.683	DNF	1:02.516	2	1:02.851
DNF	21	Louise STRACHAN	Mini Cooper S	1600	G	2	2:51.731	DNF	1:39.608	2	
DNF	32	Shaun DAVIDSON	BMW Compact	3000	F	1	1:59.112	DNF		0	
DNS	9	Ron CUMMING	Nemesis Kit Car	2000	A			DNS		0	
DNS	10	Mark THOMSON	Radical SR8 RS	2700	A			DNS		0	
DNS	17	Philip RUSSELL	BMW E36	3200	F			DNS		0	
DNS	7	Greig McARTHUR	Radical SR8	2800	A			DNS		0	
DNS	177	Stewart ROBB	TVR Tuscan	4500	A			DNS		0	

Margin of Victory	Avg. Speed	Best Lap Tm	Best Speed	Best Lap by
5.137	64.742	53.774	84.815	8 - Gordon DUNCAN

**Clerk of the Course**
**Orbits**

Sig : Time :  
 Chief Timekeeper - Ian Sharp (SMART Timing)  
 Results available at [www.smart-timing.co.uk](http://www.smart-timing.co.uk) and [www.speedhive.com](http://www.speedhive.com)





# KMSC/SMRC - Best of Scottish Motorsport

## KMSC Modsports Championship

Knockhill 1.267 miles

### Race 7 - 2nd Race

21/04/2024 10:25

### Race (15:00 and 1 Laps) started at 10:28:29

Lap	Time of Day	Lap Tm	SFSpd	S1	S2	S3
(5) Lindsay McCracken						
1	10:29:28.542		103.9		21.384	16.420
2	10:30:23.039	<b>54.497</b>	<b>104.5</b>	<b>17.344</b>	20.878	16.275
3	10:31:19.237	<b>56.198</b>	103.9	18.821	21.157	16.220
4	10:32:13.623	<b>54.386</b>	103.9	17.644	<b>20.669</b>	<b>16.073</b>
5	10:33:27.558	<b>1:13.935</b>	43.5	17.824	27.121	28.990
6	10:35:55.749	<b>2:28.191</b>	42.0	50.739	56.964	40.488
7	10:37:55.229	<b>1:59.480</b>	103.9	39.670	1:01.579	18.231
8	10:38:54.513	<b>59.284</b>	103.4	18.799	23.144	17.341
9	10:39:53.244	<b>58.731</b>	103.4	18.665	22.627	17.439
10	10:40:51.941	<b>58.697</b>	103.9	18.632	22.704	17.361
11	10:41:51.278	<b>59.337</b>	103.6	18.615	23.054	17.668
12	10:42:52.784	<b>1:01.506</b>	103.7	19.325	24.559	17.622
13	10:43:54.582	<b>1:01.798</b>	104.0	20.309	24.320	17.169
14	10:44:55.865	<b>1:01.283</b>	96.3	19.680	23.847	17.756

(8) Gordon Duncan						
1	10:29:29.326		107.4		21.129	16.334
2	10:30:23.743	<b>54.417</b>	107.4	17.583	20.428	16.406
3	10:31:20.547	<b>56.804</b>	<b>107.7</b>	19.684	20.816	16.304
4	10:32:14.321	<b>53.774</b>	106.4	<b>17.425</b>	<b>20.073</b>	<b>16.276</b>
5	10:33:28.735	<b>1:14.414</b>	42.3	17.949	27.316	29.149
6	10:35:57.320	<b>2:28.585</b>	38.9	50.997	56.275	41.313
7	10:37:57.144	<b>1:59.824</b>	105.3	39.178	1:01.351	19.295
8	10:38:57.391	<b>1:00.247</b>	103.9	19.480	23.182	17.585
9	10:39:58.193	<b>1:00.802</b>	104.2	19.545	23.500	17.757
10	10:40:58.753	<b>1:00.560</b>	105.5	19.903	23.477	17.180
11	10:41:59.786	<b>1:01.033</b>	104.4	20.590	23.514	16.929
12	10:42:59.869	<b>1:00.083</b>	106.0	19.522	23.634	16.927
13	10:44:01.061	<b>1:01.192</b>	104.4	19.923	24.103	17.166
14	10:45:01.002	<b>59.941</b>	105.5	19.566	23.528	16.847

(86) Adam Morrison						
1	10:29:35.211		92.8		22.498	<b>17.224</b>
2	10:30:33.073	<b>57.862</b>	<b>92.9</b>	<b>18.722</b>	<b>21.830</b>	17.310
3	10:31:32.421	<b>59.348</b>	91.6	19.110	22.506	17.732
4	10:32:34.046	<b>1:01.625</b>	61.3	20.558	22.245	18.822
5	10:33:54.582	<b>1:20.536</b>	73.7	28.215	30.930	21.391
6	10:35:58.629	<b>2:04.047</b>	38.4	26.210	56.325	41.512
7	10:38:02.041	<b>2:03.412</b>	79.9	38.905	1:01.919	22.588
8	10:39:04.214	<b>1:02.173</b>	92.9	20.377	23.909	17.887
9	10:40:05.551	<b>1:01.337</b>	92.2	20.064	23.333	17.940
10	10:41:07.228	<b>1:01.677</b>	92.8	19.950	23.562	18.165
11	10:42:09.179	<b>1:01.951</b>	92.7	20.189	23.970	17.792
12	10:43:11.278	<b>1:02.099</b>	92.4	20.078	24.029	17.992
13	10:44:13.165	<b>1:01.887</b>	92.7	20.027	24.042	17.818
14	10:45:15.366	<b>1:02.201</b>	92.6	20.222	24.063	17.916

(31) Natalie Cowie						
1	10:29:37.276		91.7		23.363	17.958
2	10:30:37.586	<b>1:00.310</b>	91.7	19.571	22.865	17.874
3	10:31:37.836	<b>1:00.250</b>	90.4	<b>19.526</b>	<b>22.576</b>	18.148
4	10:32:38.887	<b>1:01.051</b>	77.2	19.886	22.625	18.540
5	10:33:59.847	<b>1:20.960</b>	78.8	27.388	31.056	22.516
6	10:36:02.034	<b>2:02.187</b>	36.6	23.918	56.533	41.736
7	10:38:03.374	<b>2:01.340</b>	88.9	37.623	1:01.736	21.981
8	10:39:06.212	<b>1:02.838</b>	93.2	20.626	24.236	17.976
9	10:40:08.623	<b>1:02.411</b>	92.6	20.277	23.868	18.266
10	10:41:10.979	<b>1:02.356</b>	91.9	20.249	23.814	18.293
11	10:42:13.104	<b>1:02.125</b>	91.7	20.484	23.594	18.047
12	10:43:15.809	<b>1:02.705</b>	90.9	20.396	24.127	18.182
13	10:44:17.625	<b>1:01.816</b>	91.6	20.195	23.643	17.978
14	10:45:19.252	<b>1:01.627</b>	<b>94.5</b>	20.233	23.633	<b>17.761</b>

(19) Harvey Gillanders						
------------------------	--	--	--	--	--	--

Lap	Time of Day	Lap Tm	SFSpd	S1	S2	S3
1	10:29:36.257		94.9		23.821	17.725
2	10:30:42.035	<b>1:05.778</b>	96.1	20.088	24.604	21.086
3	10:31:41.423	<b>59.388</b>	<b>98.3</b>	19.889	<b>22.128</b>	<b>17.371</b>
4	10:32:41.764	<b>1:00.341</b>	63.0	<b>19.436</b>	22.334	18.571
5	10:34:04.271	<b>1:22.507</b>	75.6	28.789	30.621	23.097
6	10:36:04.488	<b>2:00.217</b>	37.0	24.630	53.751	41.836
7	10:38:04.453	<b>1:59.965</b>	97.7	37.164	1:01.521	21.280
8	10:39:08.495	<b>1:04.042</b>	98.1	20.960	25.183	17.899
9	10:40:11.388	<b>1:02.893</b>	96.8	20.687	23.930	18.276
10	10:41:13.342	<b>1:01.954</b>	96.1	20.256	23.643	18.055
11	10:42:15.346	<b>1:02.004</b>	96.1	20.357	23.823	17.824
12	10:43:17.145	<b>1:01.799</b>	95.2	20.326	23.727	17.746
13	10:44:18.121	<b>1:00.976</b>	96.1	19.856	23.338	17.782
14	10:45:19.722	<b>1:01.601</b>	97.3	20.241	23.538	17.822

(333) Iain Blackley						
1	10:29:36.008		91.4			
2	10:30:34.858	<b>58.850</b>	91.2			
3	10:31:34.020	<b>59.162</b>	90.9			
4	10:32:35.535	<b>1:01.515</b>	62.7	<b>19.835</b>		
5	10:33:56.957	<b>1:21.422</b>	90.0			
6	10:36:00.357	<b>2:03.400</b>	46.0	25.140		
7	10:38:03.151	<b>2:02.794</b>	89.0			
8	10:39:09.373	<b>1:06.222</b>	<b>92.8</b>			
9	10:40:13.526	<b>1:04.153</b>	92.2			
10	10:41:15.241	<b>1:01.715</b>	91.8			
11	10:42:17.354	<b>1:02.113</b>	90.7			
12	10:43:19.503	<b>1:02.149</b>	91.1			
13	10:44:22.006	<b>1:02.503</b>	91.1			
14	10:45:24.629	<b>1:02.623</b>	90.7	20.283		

(3) Michael Anderson						
1	10:29:34.433		97.5		22.386	17.895
2	10:30:33.717	<b>59.284</b>	98.1	19.816	22.162	17.306
3	10:31:32.788	<b>59.071</b>	<b>99.4</b>	<b>19.598</b>	22.237	<b>17.236</b>
4	10:32:34.988	<b>1:02.200</b>	61.9	20.700	<b>22.098</b>	19.402
5	10:33:56.225	<b>1:21.237</b>	80.6	29.821	29.514	21.902
6	10:35:59.586	<b>2:03.361</b>	39.8	25.208	56.669	41.484
7	10:38:02.717	<b>2:03.131</b>	89.6	38.572	1:02.109	22.450
8	10:39:08.368	<b>1:05.651</b>	94.4	21.125	25.843	18.683
9	10:40:12.655	<b>1:04.287</b>	97.1	21.032	24.935	18.320
10	10:41:17.141	<b>1:04.486</b>	98.4	21.175	25.055	18.256
11	10:42:19.904	<b>1:02.763</b>	96.6	20.616	24.221	17.926
12	10:43:22.597	<b>1:02.693</b>	97.7	20.568	24.219	17.906
13	10:44:24.980	<b>1:02.383</b>	97.8	20.257	24.108	18.018
14	10:45:26.638	<b>1:01.658</b>	98.1	19.843	23.849	17.966

(71) Fraser McNeill						
1	10:29:37.288		<b>96.1</b>		23.092	18.472
2	10:30:37.851	<b>1:00.563</b>	95.7	20.424	<b>22.281</b>	<b>17.858</b>
3	10:31:38.047	<b>1:00.196</b>	95.7	<b>19.864</b>	22.343	17.989
4	10:32:38.667	<b>1:00.620</b>	90.1	20.305	22.448	17.867
5	10:34:00.472	<b>1:21.805</b>	74.6	28.488	30.670	22.647
6	10:36:02.862	<b>2:02.390</b>	37.9	24.137	56.424	41.829
7	10:38:03.802	<b>2:00.940</b>	95.2	37.786	1:01.458	21.696
8	10:39:09.006	<b>1:05.204</b>	94.8	21.302	25.312	18.590
9	10:40:13.888	<b>1:04.882</b>	95.6	20.921	25.712	18.249
10	10:41:17.381	<b>1:03.493</b>	95.9	20.979	24.455	18.059
11	10:42:20.542	<b>1:03.161</b>	95.9	20.888	24.249	18.024
12	10:43:24.781	<b>1:04.239</b>	95.3	21.146	24.816	18.277
13	10:44:29.394	<b>1:04.613</b>	89.5	21.007	24.272	19.334
14	10:45:35.018	<b>1:05.624</b>	92.9	21.646	25.338	18.640

(217) Steven Somerville						
1	10:29:41.416		<b>78.4</b>		24.686	<b>20.028</b>
2	10:30:46.585	<b>1:05.169</b>	77.9	<b>21.006</b>	<b>24.135</b>	20.028

Clerk of the Course

Orbits

Sig : \_\_\_\_\_ Time : \_\_\_\_\_  
 Chief Timekeeper - Ian Sharp (SMART Timing)  
 Results available at [www.smart-timing.co.uk](http://www.smart-timing.co.uk) and [www.speedhive.com](http://www.speedhive.com)



# RACE WITH RESPECT



# KMSC/SMRC - Best of Scottish Motorsport

## KMSC Modsports Championship

Knockhill 1.267 miles

### Race 7 - 2nd Race

21/04/2024 10:25

### Race (15:00 and 1 Laps) started at 10:28:29

Lap	Time of Day	Lap Tm	SFSpd	S1	S2	S3	Lap	Time of Day	Lap Tm	SFSpd	S1	S2	S3
3	10:31:52.166	<b>1:05.581</b>	77.8	21.077	24.469	20.035							
4	10:33:02.112	<b>1:09.946</b>	70.9	21.159	25.885	22.902							
5	10:34:13.931	<b>1:11.819</b>	73.6	23.815	26.358	21.646							
6	10:36:07.056	<b>1:53.125</b>	33.5	25.760	45.431	41.934							
7	10:38:07.668	<b>2:00.612</b>	76.7	37.531	59.717	23.364							
8	10:39:17.937	<b>1:10.269</b>	77.5	22.547	26.946	20.776							
9	10:40:28.274	<b>1:10.337</b>	77.0	22.988	26.645	20.704							
10	10:41:37.820	<b>1:09.546</b>	76.7	22.541	26.321	20.684							
11	10:42:47.227	<b>1:09.407</b>	76.6	22.220	26.532	20.655							
12	10:43:57.070	<b>1:09.843</b>	77.7	22.320	26.870	20.653							
13	10:45:06.073	<b>1:09.003</b>	76.1	22.213	26.511	20.279							

#### (26) James STRACHAN

1	10:29:42.595		<b>81.0</b>		25.819	<b>19.381</b>
2	10:30:48.775	<b>1:06.180</b>	80.2	<b>21.558</b>	<b>25.040</b>	19.582
3	10:31:56.493	<b>1:07.718</b>	79.9	22.331	25.556	19.831
4	10:33:17.648	<b>1:21.155</b>	49.8	23.053	29.406	28.696
5	10:34:57.340	<b>1:39.692</b>	50.7	33.417	37.718	28.557
6	10:36:29.551	<b>1:32.211</b>	57.6	31.532	34.393	26.286
7	10:38:08.813	<b>1:39.262</b>	80.1	28.121	48.047	23.094
8	10:39:19.591	<b>1:10.778</b>	80.4	23.253	26.944	20.581
9	10:40:29.855	<b>1:10.264</b>	78.7	23.043	26.872	20.349
10	10:41:39.583	<b>1:09.728</b>	80.5	23.174	26.206	20.348
11	10:42:49.182	<b>1:09.599</b>	80.3	22.429	26.636	20.534
12	10:43:59.275	<b>1:10.093</b>	80.3	22.442	27.315	20.336
13	10:45:08.084	<b>1:08.809</b>	79.2	22.562	26.307	19.940

#### (14) Michael IMRIE

1	10:29:39.018		88.6		24.194	18.497
2	10:30:41.534	<b>1:02.516</b>	88.5	<b>20.676</b>	23.345	<b>18.495</b>
3	10:31:44.385	<b>1:02.851</b>	88.9	21.078	<b>23.107</b>	18.666
4	10:32:49.299	<b>1:04.914</b>	72.1	20.976	23.316	20.622
5	10:34:06.030	<b>1:16.731</b>	70.6	24.329	28.450	23.952
6	10:36:05.597	<b>1:59.567</b>	35.4	24.459	52.886	42.222
7	10:38:05.641	<b>2:00.044</b>	88.6	36.827	1:01.204	22.013
8	10:39:11.324	<b>1:05.683</b>	<b>89.0</b>	21.214	25.593	18.876
9	10:40:15.641	<b>1:04.317</b>	88.8	20.946	24.405	18.966
10	10:41:20.293	<b>1:04.652</b>	88.6	20.912	24.596	19.144

#### (21) Louise STRACHAN

1	10:29:41.733		<b>72.2</b>		24.724	<b>19.285</b>
2	10:31:21.341	<b>1:39.608</b>	71.2	<b>55.889</b>	<b>24.140</b>	19.579

#### (32) Shaun DAVIDSON

1	10:30:28.722		<b>24.9</b>		<b>56.194</b>	<b>36.785</b>
---	--------------	--	-------------	--	---------------	---------------

#### Clerk of the Course

Orbits

**Sig :**                      **Time :**  
**Chief Timekeeper - Ian Sharp (SMART Timing)**  
**Results available at [www.smart-timing.co.uk](http://www.smart-timing.co.uk) and [www.speedhive.com](http://www.speedhive.com)**



# RACE WITH RESPECT




**KMSC/SMRC - Best of Scottish Motorsport**
**Lapchart**
**KMSC Modsports Championship**
**Knockhill 1.267 miles**
**Race 7 - 2nd Race**
**21/04/2024 10:25**
**Race (15:00 and 1 Laps) started at 10:28:29**


Competitors	Laps													
	1	2	3	4	5	6	7	8	9	10	11	12	13	14
Lindsay McCRACKEN (5)	1	5	5	5	5	5	5	5	5	5	5	5	5	5
Gordon DUNCAN (8)	2	8	8	8	8	8	8	8	8	8	8	8	8	8
Michael ANDERSON (3)	3	3	86	86	86	86	86	86	86	86	86	86	86	86
Adam MORRISON (86)	4	86	3	3	3	3	3	3	31	31	31	31	31	31
Iain BLACKLEY (333)	5	333	333	333	333	333	333	3	19	19	19	19	19	19
Harvey GILLANDERS (19)	6	19	31	31	71	31	31	31	19	3	333	333	333	333
Natalie COWIE (31)	7	31	71	71	31	71	71	71	333	3	3	3	3	3
Fraser McNEILL (71)	8	71	14	19	19	19	19	19	333	71	71	71	71	71
Michael IMRIE (14)	9	14	19	14	14	14	14	14	14	14	217	217	217	
Steven SOMERVILLE (217)	10	217	217	217	217	217	217	217	217	217	26	26	26	
Louise STRACHAN (21)	11	21	26	26	26	26	26	26	26	26				
James STRACHAN (26)	12	26	21											
Shaun DAVIDSON (32)	13	32												
-	14													
-	15													
-	16													
-	17													
-	18													

**Clerk of the Course**
**Orbits**
**Sig :**                      **Time :**  
**Chief Timekeeper - Ian Sharp (SMART Timing)**  
**Results available at [www.smart-timing.co.uk](http://www.smart-timing.co.uk) and [www.speedhive.com](http://www.speedhive.com)**
**Printed: 21/04/2024 10:50:18**




# KMSC/SMRC - Best of Scottish Motorsport

KMSC Modsports Championship

Knockhill 1.267 miles

Race 12 - 3rd Race

21/04/2024 13:30

Race (15:00 and 1 Laps)

POLE POSITION

2  
8 Gordon DUNCAN

1  
5 Lindsay McCRACKEN

1

4  
31 Natalie COWIE

3  
86 Adam MORRISON

2

6  
333 Iain BLACKLEY

5  
19 Harvey GILLANDERS

3

8  
71 Fraser McNEILL

7  
3 Michael ANDERSON

4

10  
26 James STRACHAN

9  
217 Steven SOMERVILLE

5

12  
21 Louise STRACHAN

11  
14 Michael IMRIE

6

14  
9 Ron CUMMING

13  
32 Shaun DAVIDSON

7

16  
17 Philip RUSSELL

15  
10 Mark THOMSON

8

18  
177 Stewart ROBB

17  
7 Greig McARTHUR

9

Clerk of the Course

Orbits

Sig : Time :  
Chief Timekeeper - Ian Sharp (SMART Timing)  
Results available at [www.smart-timing.co.uk](http://www.smart-timing.co.uk) and [www.speedhive.com](http://www.speedhive.com)





Bulletin No. \_\_\_\_\_

**KMSC/SMRC - Best of Scottish Motorsport****Sorted on Laps**

Scottish C1 Cup

Knockhill 1.267 miles

Race 8 - 1st Race

21/04/2024 10:55

Race (12 Laps) started at 10:59:35

Pos	No.	Name	Make/Model	CC	Class	Laps	Total Tm	Diff	Best Tm	In Lap	2nd Best
1	51	Murray SCOTT	Citroen C1	1000	C1N	12	16:52.792		1:13.048	9	1:13.071
2	99	Dan MARTIN	Citroen C1	1000	C1	12	16:54.988	2.196	1:13.319	12	1:13.482
3	24	Ayden WILSON	Citroen C1	1000	C1	12	16:55.509	2.717	1:12.937	12	1:13.153
4	27	James HITCHEN	Citroen C1	1000	C1	12	16:58.383	5.591	1:13.565	10	1:14.044
5	70	Andrew DAVIDSON	Citroen C1	1000	C1	12	16:58.617	5.825	1:13.322	10	1:13.681
6	117	Marc NISBET	Citroen C1	1000	C1	12	16:59.436	6.644	1:13.662	11	1:13.809
7	77	James McCRACKEN	Citroen C1	1000	C1	12	17:02.564	9.772	1:14.456	3	1:14.467
8	6	Kenneth DOCK	Citroen C1	1000	C1	12	17:05.550	12.758	1:14.769	10	1:15.159
9	61	Ian COCHRANE	Citroen C1	1000	C1	12	17:13.480	20.688	1:15.804	4	1:16.024
10	9	Matthew BALDIE	Citroen C1	1000	C1N	12	17:17.008	24.216	1:15.219	5	1:15.221
<b>Not classified</b>											
DNF	19	Dale EDWARDS	Citroen C1	1000	C1N	4	5:08.395	DNF	1:14.957	3	1:15.398

**Announcements**

Race distance increased to 12 Laps - 2 Laps completed behind the Safety Car

Margin of Victory	Avg. Speed	Best Lap Tm	Best Speed	Best Lap by
2.196	54.039	1:12.937	62.531	24 - Ayden WILSON

**Clerk of the Course****Orbits**

Sig : Time :  
 Chief Timekeeper - Ian Sharp (SMART Timing)

Results available at [www.smart-timing.co.uk](http://www.smart-timing.co.uk) and [www.speedhive.com](http://www.speedhive.com)

Printed: 21/04/2024 11:18:58

motor  
sport  
UK**RACE  
WITH  
RESPECT**



# KMSC/SMRC - Best of Scottish Motorsport

## Scottish C1 Cup

Knockhill 1.267 miles

### Race 8 - 1st Race

21/04/2024 10:55

### Race (12 Laps) started at 10:59:35

Lap	Time of Day	Lap Tm	SFSpd	S1	S2	S3
<b>(51) Murray SCOTT</b>						
1	11:00:53.056		65.0		28.289	22.558
2	11:02:07.320	<b>1:14.264</b>	65.0	23.906	27.952	22.406
3	11:03:21.305	<b>1:13.985</b>	65.5	23.824	27.899	22.262
4	11:04:34.786	<b>1:13.481</b>	65.6	23.608	27.700	22.173
5	11:05:48.119	<b>1:13.333</b>	65.5	<b>23.404</b>	27.695	22.234
6	11:07:25.875	<b>1:37.756</b>	41.7	27.837	39.692	30.227
7	11:09:47.539	<b>2:21.664</b>	38.7	45.822	55.212	40.630
8	11:11:34.953	<b>1:47.414</b>	65.5	40.745	43.817	22.852
9	11:12:48.001	<b>1:13.048</b>	<b>65.9</b>	23.595	<b>27.483</b>	<b>21.970</b>
10	11:14:01.072	<b>1:13.071</b>	65.9	23.424	27.503	22.144
11	11:15:14.346	<b>1:13.274</b>	65.6	23.438	27.577	22.259
12	11:16:27.870	<b>1:13.524</b>	65.7	23.636	27.703	22.185

<b>(99) Dan MARTIN</b>						
1	11:00:53.755		65.8		28.645	22.274
2	11:02:08.645	<b>1:14.890</b>	65.7	24.389	28.244	22.257
3	11:03:22.620	<b>1:13.975</b>	65.7	23.977	27.693	22.305
4	11:04:36.587	<b>1:13.967</b>	65.9	23.830	27.887	22.250
5	11:05:50.255	<b>1:13.668</b>	65.7	23.637	27.780	22.251
6	11:07:27.038	<b>1:36.783</b>	42.0	29.003	37.934	29.846
7	11:09:48.313	<b>2:21.275</b>	35.7	45.437	55.215	40.623
8	11:11:35.678	<b>1:47.365</b>	65.9	40.447	43.948	22.970
9	11:12:49.562	<b>1:13.884</b>	65.9	23.810	27.813	22.261
10	11:14:03.265	<b>1:13.703</b>	65.8	23.697	27.788	22.218
11	11:15:16.747	<b>1:13.482</b>	<b>66.0</b>	23.547	27.752	<b>22.183</b>
12	11:16:30.066	<b>1:13.319</b>	65.7	<b>23.526</b>	<b>27.584</b>	22.209

<b>(24) Ayden WILSON</b>						
1	11:00:57.291		64.9		28.837	22.722
2	11:02:11.490	<b>1:14.199</b>	65.2	23.912	27.740	22.547
3	11:03:25.770	<b>1:14.280</b>	64.5	23.557	27.794	22.929
4	11:04:40.172	<b>1:14.402</b>	65.7	23.931	27.992	22.479
5	11:05:53.585	<b>1:13.413</b>	57.5	<b>23.319</b>	27.437	22.657
6	11:07:30.018	<b>1:36.433</b>	43.2	30.043	35.742	30.648
7	11:09:50.725	<b>2:20.707</b>	36.7	44.077	56.026	40.604
8	11:11:36.857	<b>1:46.132</b>	65.7	40.041	43.123	22.968
9	11:12:50.970	<b>1:14.113</b>	65.6	23.436	28.118	22.559
10	11:14:04.497	<b>1:13.527</b>	<b>66.2</b>	23.572	27.600	22.355
11	11:15:17.650	<b>1:13.153</b>	65.7	23.895	27.230	<b>22.028</b>
12	11:16:30.587	<b>1:12.937</b>	66.1	23.523	<b>27.191</b>	22.223

<b>(27) James HITCHEN</b>						
1	11:00:54.662		65.3		28.595	22.907
2	11:02:10.035	<b>1:15.373</b>	65.3	24.187	28.431	22.755
3	11:03:24.950	<b>1:14.915</b>	65.0	24.030	28.282	22.603
4	11:04:38.994	<b>1:14.044</b>	65.2	23.902	27.651	22.491
5	11:05:53.075	<b>1:14.081</b>	61.5	23.652	27.729	22.700
6	11:07:28.385	<b>1:35.310</b>	42.4	29.342	35.645	30.323
7	11:09:49.198	<b>2:20.813</b>	38.9	45.009	55.778	40.026
8	11:11:36.317	<b>1:47.119</b>	<b>66.1</b>	40.890	43.088	23.141
9	11:12:50.634	<b>1:14.317</b>	65.9	<b>23.649</b>	28.273	22.395
10	11:14:04.199	<b>1:13.565</b>	66.0	23.769	<b>27.419</b>	22.377
11	11:15:19.403	<b>1:15.204</b>	65.0	24.728	27.964	22.512
12	11:16:33.461	<b>1:14.058</b>	65.8	23.872	27.825	<b>22.361</b>

<b>(70) Andrew DAVIDSON</b>						
1	11:00:54.799		65.7		28.571	22.762
2	11:02:10.350	<b>1:15.551</b>	65.3	24.524	28.379	22.648
3	11:03:25.378	<b>1:15.028</b>	65.3	24.096	28.126	22.806
4	11:04:40.307	<b>1:14.929</b>	65.7	24.243	28.061	22.625
5	11:05:54.345	<b>1:14.038</b>	55.4	23.997	<b>27.227</b>	22.814
6	11:07:31.280	<b>1:36.935</b>	44.1	30.584	36.685	29.666
7	11:09:51.960	<b>2:20.680</b>	34.9	43.756	56.043	40.881
8	11:11:37.863	<b>1:45.903</b>	65.5	40.756	41.955	23.192

Lap	Time of Day	Lap Tm	SFSpd	S1	S2	S3
9	11:12:51.544	<b>1:13.681</b>	66.1	23.691	27.770	22.220
10	11:14:04.866	<b>1:13.322</b>	<b>66.5</b>	<b>23.641</b>	27.604	<b>22.077</b>
11	11:15:19.173	<b>1:14.307</b>	65.9	24.150	27.705	22.452
12	11:16:33.695	<b>1:14.522</b>	66.1	23.941	28.396	22.185

<b>(117) Marc NISBET</b>						
1	11:00:56.020		64.7		28.909	22.760
2	11:02:11.712	<b>1:15.692</b>	64.7	24.635	28.091	22.966
3	11:03:26.249	<b>1:14.537</b>	64.8	23.973	27.912	22.652
4	11:04:40.855	<b>1:14.606</b>	65.2	23.744	28.239	22.623
5	11:05:55.397	<b>1:14.542</b>	52.0	23.759	<b>27.523</b>	23.260
6	11:07:32.119	<b>1:36.722</b>	44.2	30.024	36.774	29.924
7	11:09:53.101	<b>2:20.982</b>	33.4	43.933	55.819	41.230
8	11:11:38.817	<b>1:45.716</b>	64.3	40.277	41.989	23.450
9	11:12:53.004	<b>1:14.187</b>	64.8	23.724	27.991	22.472
10	11:14:06.813	<b>1:13.809</b>	65.2	<b>23.498</b>	27.926	22.385
11	11:15:20.475	<b>1:13.662</b>	<b>65.3</b>	23.548	27.784	<b>22.330</b>
12	11:16:34.514	<b>1:14.039</b>	64.9	23.544	28.131	22.364

<b>(77) James McCracken</b>						
1	11:00:56.391		65.4		28.943	22.654
2	11:02:12.286	<b>1:15.895</b>	65.6	25.197	28.270	22.428
3	11:03:26.742	<b>1:14.456</b>	<b>66.0</b>	24.172	28.038	<b>22.246</b>
4	11:04:41.408	<b>1:14.666</b>	65.7	24.064	28.241	22.361
5	11:05:56.865	<b>1:15.457</b>	51.0	23.895	28.034	23.528
6	11:07:33.031	<b>1:36.166</b>	45.5	29.320	36.445	30.401
7	11:09:53.757	<b>2:20.726</b>	35.1	44.068	55.616	41.042
8	11:11:39.302	<b>1:45.545</b>	63.4	40.221	42.034	23.290
9	11:12:53.965	<b>1:14.663</b>	62.8	24.158	<b>28.074</b>	22.431
10	11:14:08.657	<b>1:14.692</b>	66.0	24.360	<b>27.993</b>	22.339
11	11:15:23.124	<b>1:14.467</b>	65.7	<b>23.794</b>	28.275	22.398
12	11:16:37.642	<b>1:14.518</b>	65.7	23.803	28.354	22.361

<b>(6) Kenneth DOCK</b>						
1	11:00:58.069		63.7		29.373	23.145
2	11:02:14.518	<b>1:16.449</b>	64.0	24.757	28.790	22.902
3	11:03:31.313	<b>1:16.795</b>	64.1	24.777	29.180	22.838
4	11:04:47.288	<b>1:15.975</b>	64.2	24.551	28.637	22.787
5	11:06:03.161	<b>1:15.873</b>	62.3	24.467	28.608	22.798
6	11:07:33.957	<b>1:30.796</b>	39.6	27.507	33.334	29.955
7	11:09:54.442	<b>2:20.485</b>	35.4	43.875	55.587	41.023
8	11:11:40.175	<b>1:45.733</b>	64.6	40.178	42.170	23.385
9	11:12:55.416	<b>1:15.241</b>	64.8	<b>24.157</b>	28.411	22.673
10	11:14:10.185	<b>1:14.769</b>	<b>64.8</b>	24.263	<b>28.111</b>	<b>22.395</b>
11	11:15:25.469	<b>1:15.284</b>	64.5	24.288	28.387	22.609
12	11:16:40.628	<b>1:15.159</b>	64.4	24.430	28.195	22.534

<b>(61) Ian COCHRANE</b>						
1	11:00:59.586		61.8		29.059	24.156
2	11:02:17.539	<b>1:17.953</b>	62.0	25.243	29.309	23.401
3	11:03:34.440	<b>1:16.901</b>	62.6	24.807	29.219	22.875
4	11:04:50.244	<b>1:15.804</b>	62.8	24.491	<b>28.584</b>	22.729
5	11:06:06.718	<b>1:16.474</b>	62.2	24.523	29.011	22.940
6	11:07:35.478	<b>1:28.760</b>	44.6	25.351	34.893	28.516
7	11:09:56.354	<b>2:20.876</b>	39.5	44.734	54.921	41.221
8	11:11:42.595	<b>1:46.241</b>	62.0	40.561	41.239	24.441
9	11:12:58.619	<b>1:16.024</b>	62.5	24.505	28.718	22.801
10	11:14:14.815	<b>1:16.196</b>	62.8	24.389	28.895	22.912
11	11:15:31.086	<b>1:16.271</b>	<b>63.0</b>	<b>24.288</b>	29.262	<b>22.721</b>
12	11:16:48.558	<b>1:17.472</b>	62.5	24.924	29.610	22.938

<b>(9) Matthew BALDIE</b>						
1	11:00:59.160		63.1		28.887	23.364
2	11:02:16.643	<b>1:17.483</b>	63.2	25.176	29.035	23.272
3	11:03:33.559	<b>1:16.916</b>	63.2	24.928	28.993	22.995
4	11:04:48.899	<b>1:15.340</b>	64.1	24.393	<b>28.318</b>	22.629

Clerk of the Course

Sig : Time :  
Chief Timekeeper - Ian Sharp (SMART Timing)

Results available at [www.smart-timing.co.uk](http://www.smart-timing.co.uk) and [www.speedhive.com](http://www.speedhive.com)

Printed: 21/04/2024 11:21:25

Orbits





# KMSC/SMRC - Best of Scottish Motorsport

Scottish C1 Cup

Knockhill 1.267 miles

Race 8 - 1st Race

21/04/2024 10:55

Race (12 Laps) started at 10:59:35

Lap	Time of Day	Lap Tm	SFSpd	S1	S2	S3
5	11:06:04.118	<b>1:15.219</b>	62.3	24.090	28.327	22.802
6	11:07:34.839	<b>1:30.721</b>	41.9	27.385	34.488	28.848
7	11:09:55.572	<b>2:20.733</b>	34.6	44.453	55.189	41.091
8	11:11:41.629	<b>1:46.057</b>	64.2	40.567	41.422	24.068
9	11:12:56.850	<b>1:15.221</b>	<b>64.5</b>	23.983	28.662	22.576
10	11:14:20.774	<b>1:23.924</b>	63.1	<b>23.964</b>	36.912	23.048
11	11:15:36.732	<b>1:15.958</b>	63.5	24.213	29.056	22.689
12	11:16:52.086	<b>1:15.354</b>	64.2	24.175	28.641	<b>22.538</b>

(19) Dale EDWARDS

Lap	Time of Day	Lap Tm	SFSpd	S1	S2	S3
1	11:00:57.524		62.9		28.958	23.433
2	11:02:12.922	<b>1:15.398</b>	<b>65.2</b>	24.313	<b>28.316</b>	22.769
3	11:03:27.879	<b>1:14.957</b>	64.5	<b>23.878</b>	28.446	22.633
4	11:04:43.473	<b>1:15.594</b>	64.6	24.628	28.509	<b>22.457</b>

Clerk of the Course

Orbits

Sig : Time :  
 Chief Timekeeper - Ian Sharp (SMART Timing)  
 Results available at [www.smart-timing.co.uk](http://www.smart-timing.co.uk) and [www.speedhive.com](http://www.speedhive.com)  
 Printed: 21/04/2024 11:21:25



motor sport UK

RACE WITH RESPECT





# KMSC/SMRC - Best of Scottish Motorsport

## Lapchart

Scottish C1 Cup

Knockhill 1.267 miles

Race 8 - 1st Race

21/04/2024 10:55

Race (12 Laps) started at 10:59:35



Competitors	Laps												
	1	2	3	4	5	6	7	8	9	10	11	12	
Murray SCOTT (51)	1	51	51	51	51	51	51	51	51	51	51	51	51
Dan MARTIN (99)	2	99	99	99	99	99	99	99	99	99	99	99	99
James HITCHEN (27)	3	27	27	27	27	27	27	27	27	27	27	24	24
Andrew DAVIDSON (70)	4	70	70	70	24	24	24	24	24	24	24	70	27
Marc NISBET (117)	5	117	24	24	70	70	70	70	70	70	70	27	70
James McCracken (77)	6	77	117	117	117	117	117	117	117	117	117	117	117
Ayden WILSON (24)	7	24	77	77	77	77	77	77	77	77	77	77	77
Dale EDWARDS (19)	8	19	19	19	19	6	6	6	6	6	6	6	6
Kenneth DOCK (6)	9	6	6	6	6	9	9	9	9	9	61	61	61
Matthew BALDIE (9)	10	9	9	9	9	61	61	61	61	61	9	9	9
Ian COCHRANE (61)	11	61	61	61	61								

Clerk of the Course

Orbits

Sig : Time :  
Chief Timekeeper - Ian Sharp (SMART Timing)

Results available at [www.smart-timing.co.uk](http://www.smart-timing.co.uk) and [www.speedhive.com](http://www.speedhive.com)

Printed: 21/04/2024 11:21:57



motor sport UK


RACE WITH RESPECT



# KMSC/SMRC - Best of Scottish Motorsport

Scottish C1 Cup  
Race 15 - 2nd Race  
Race (10 Laps)

Knockhill 1.267 miles  
21/04/2024 15:10



Top 5 from Race 1 reversed

POLE POSITION

2	27 James HITCHEN
4	99 Dan MARTIN
6	117 Marc NISBET
8	6 Kenneth DOCK
10	9 Matthew BALDIE

1	70 Andrew DAVIDSON
3	24 Ayden WILSON
5	51 Murray SCOTT
7	77 James McCRACKEN
9	61 Ian COCHRANE
11	19 Dale EDWARDS

1  
2  
3  
4  
5  
6

Clerk of the Course

Sig : Time :  
Chief Timekeeper - Ian Sharp (SMART Timing)

Results available at [www.smart-timing.co.uk](http://www.smart-timing.co.uk) and [www.speedhive.com](http://www.speedhive.com)

Printed: 21/04/2024 11:46:06

Orbits



motor  
sport  
UK



RACE  
WITH  
RESPECT



WHITELINE



Bulletin No. \_\_\_\_\_



# KMSC/SMRC - Best of Scottish Motorsport

Sorted on best lap time

Super Lap Scotland

Knockhill 1.267 miles

Practice

21/04/2024 11:15

Practice (20:00 Time) started at 11:24:54

Pos	No.	Name	Make/Model	CC	Class	Laps	Best Tm	Diff	Best Speed	2nd Best
1	77	Ian BONTHRONE	BMW M4	3000	D	11	59.018		77.279	59.423
2	35	Stephen HENDERSON	BMW M2 Competition	3000	D	20	1:00.737	1.719	75.092	1:00.968
3	2	Lance GAULD	Porsche GT4 RS	3000	Gue	11	1:01.528	2.510	74.126	1:01.640
4	10	Nev WOOD	Ariel Atom	2000	P	18	1:01.734	2.716	73.879	1:02.760
5	71	David PENNY	Caterham R500	1800	B	14	1:03.487	4.469	71.839	1:03.694
6	9	Steven ARKLEY	Westfield Megabusa	1440	B	12	1:05.937	6.919	69.170	1:06.756
7	37	Andrew SKINNER	Westfield Seiw	1800	D	18	1:06.000	6.982	69.104	1:06.172
8	5	Alex MILNE	Renault Megane R26	1995	E	6	1:06.722	7.704	68.356	1:08.097
9	17	Marc THOMSON	Mini Cooper S R53	1600S	F	15	1:07.950	8.932	67.121	1:08.521
10	56	Andrew FAHEY	Renault Megane	2000	F	16	1:08.280	9.262	66.796	1:08.739
11	311	Steve SADLER	Peugeot 205 GTi	1905	E	6	1:09.894	10.876	65.254	1:10.101
12	29	Carl WALKER	Renault Clio 172	2000	F	9	1:10.324	11.306	64.855	1:11.049
13	6	Martin HUTTON	Peugeot 106 HND	1124	G	6	1:13.850	14.832	61.758	1:22.444
14	12	James CORCORAN	Caterham 7 Megagrad	1588	D	16	1:14.048	15.030	61.593	1:14.263

Clerk of the Course

Orbits

Sig : Time :  
 Chief Timekeeper - Ian Sharp (SMART Timing)  
 Results available at [www.smart-timing.co.uk](http://www.smart-timing.co.uk) and [www.speedhive.com](http://www.speedhive.com)



motor sport UK

RACE WITH RESPECT



# KMSC/SMRC - Best of Scottish Motorsport

## Super Lap Scotland

Knockhill 1.267 miles

### Practice

21/04/2024 11:15

Practice (20:00 Time) started at 11:24:54

Lap	Time of Day	Lap Tm	SFSpd	S1	S2	S3
(77) Ian BONTHRONE						
1	11:26:01.449		100.5		25.792	18.887
2	11:27:02.074	<b>1:00.625</b>	100.3	19.724	23.448	17.453
3	11:28:02.424	<b>1:00.350</b>	<b>102.5</b>	19.267	23.890	17.193
4	11:29:06.315	<b>1:03.891</b>	102.1	20.412	24.161	19.318
5	11:30:07.994	<b>1:01.679</b>	102.0	20.677	23.678	17.324
6	11:31:12.471	<b>1:04.477</b>	101.8	19.220	25.214	20.043
7	11:32:11.489	<b>59.018</b>	101.7	<b>18.961</b>	<b>22.878</b>	17.179
8	11:33:11.236	<b>59.747</b>	102.5	19.009	23.447	17.291
9	11:34:12.671	<b>1:01.435</b>	102.3	20.531	23.582	17.322
10	11:35:12.094	<b>59.423</b>	101.1	18.964	23.346	<b>17.113</b>
11	11:36:25.772	<b>1:13.678</b>	26.0	20.218	28.025	25.435

(35) Stephen HENDERSON						
1	11:26:04.810		102.9		26.022	18.700
2	11:27:10.524	<b>1:05.714</b>	102.9	21.649	25.619	18.446
3	11:28:14.724	<b>1:04.200</b>	104.0	21.182	25.058	17.960
4	11:29:18.116	<b>1:03.392</b>	104.5	21.012	24.682	17.698
5	11:30:21.083	<b>1:02.967</b>	104.4	20.599	24.598	17.770
6	11:31:23.665	<b>1:02.582</b>	105.2	20.826	24.245	17.511
7	11:32:27.083	<b>1:03.418</b>	104.9	21.053	24.587	17.778
8	11:33:29.832	<b>1:02.749</b>	104.5	20.659	24.391	17.699
9	11:34:32.138	<b>1:02.306</b>	104.7	20.438	24.218	17.650
10	11:35:33.893	<b>1:01.755</b>	105.5	20.356	23.893	17.506
11	11:36:36.878	<b>1:02.985</b>	104.9	21.124	24.274	17.587
12	11:37:39.097	<b>1:02.219</b>	105.2	20.548	24.325	17.346
13	11:38:40.804	<b>1:01.707</b>	105.7	20.302	23.975	17.430
14	11:39:43.305	<b>1:02.501</b>	<b>105.8</b>	20.364	23.908	18.229
15	11:40:44.775	<b>1:01.470</b>	105.2	20.282	23.813	17.375
16	11:41:46.161	<b>1:01.386</b>	104.2	19.948	24.015	17.423
17	11:42:47.320	<b>1:01.159</b>	105.2	20.164	23.719	17.276
18	11:43:48.288	<b>1:00.968</b>	105.7	19.989	23.814	<b>17.165</b>
19	11:44:49.025	<b>1:00.737</b>	105.3	19.920	23.634	17.183
20	11:45:53.755	<b>1:04.730</b>	61.9	<b>19.774</b>	<b>23.583</b>	21.373

(2) Lance GAULD						
1	11:26:02.979		105.0		25.894	19.146
2	11:27:06.892	<b>1:03.913</b>	107.0	20.446	25.616	17.851
3	11:28:10.316	<b>1:03.424</b>	106.9	20.799	25.073	17.552
4	11:29:12.530	<b>1:02.214</b>	106.4	20.100	24.610	17.504
5	11:30:16.235	<b>1:03.705</b>	104.4	19.919	25.838	17.948
6	11:31:19.144	<b>1:02.909</b>	107.4	20.084	25.336	17.489
7	11:32:20.672	<b>1:01.528</b>	<b>107.7</b>	19.944	24.375	17.209
8	11:33:22.850	<b>1:02.178</b>	102.3	<b>19.913</b>	24.466	17.799
9	11:34:26.541	<b>1:03.691</b>	103.7	21.140	24.915	17.636
10	11:35:28.181	<b>1:01.640</b>	106.4	20.128	<b>24.315</b>	<b>17.197</b>
11	11:36:35.952	<b>1:07.771</b>	26.2	20.029	24.376	23.366

(10) Nev WOOD						
1	11:26:38.271		94.0		32.001	21.333
2	11:27:52.656	<b>1:14.385</b>	107.9	25.582	28.864	19.939
3	11:29:04.501	<b>1:11.845</b>	108.9	23.869	28.202	19.774
4	11:30:13.184	<b>1:08.683</b>	113.7	23.108	27.242	18.333
5	11:31:21.838	<b>1:08.654</b>	116.1	22.575	27.958	18.121
6	11:32:31.756	<b>1:09.918</b>	109.1	23.457	26.950	19.511
7	11:33:38.730	<b>1:06.974</b>	110.2	22.904	26.058	18.012
8	11:34:45.033	<b>1:06.303</b>	117.7	22.534	26.003	17.766
9	11:35:49.658	<b>1:04.625</b>	115.9	20.961	26.003	17.661
10	11:36:55.173	<b>1:05.515</b>	114.9	21.800	25.587	18.128
11	11:38:00.415	<b>1:05.242</b>	112.4	21.094	25.363	18.785
12	11:39:05.195	<b>1:04.780</b>	117.9	22.026	25.177	17.577
13	11:40:09.267	<b>1:04.072</b>	115.7	21.320	25.236	17.516
14	11:41:12.027	<b>1:02.760</b>	118.1	20.831	24.956	16.973
15	11:42:15.067	<b>1:03.040</b>	116.7	21.341	24.777	<b>16.922</b>
16	11:43:19.224	<b>1:04.157</b>	114.7	21.453	25.067	17.637

Lap	Time of Day	Lap Tm	SFSpd	S1	S2	S3
17	11:44:22.410	<b>1:03.186</b>	<b>118.6</b>	21.076	24.961	17.149
18	11:45:24.144	<b>1:01.734</b>	116.7	<b>20.245</b>	<b>24.531</b>	16.958

(71) David PENNY						
1	11:26:24.772		95.7		29.634	21.225
2	11:27:35.488	<b>1:10.716</b>	99.7	22.803	27.531	20.382
3	11:28:41.518	<b>1:06.030</b>	98.5	21.300	25.086	19.644
4	11:29:46.955	<b>1:05.437</b>	100.8	21.144	25.292	19.001
5	11:30:52.612	<b>1:05.657</b>	100.8	21.360	25.787	18.510
6	11:31:58.065	<b>1:05.453</b>	99.9	20.960	<b>24.805</b>	19.688
7	11:33:06.974	<b>1:08.909</b>	94.1	20.873	24.843	23.193
8	11:34:17.542	<b>1:10.568</b>	99.0	24.583	27.069	18.916
9	11:35:26.814	<b>1:09.272</b>	100.5	23.928	26.254	19.090
10	11:36:38.622	<b>1:11.808</b>	89.0	21.486	28.411	21.911
11	11:37:47.123	<b>1:08.501</b>	<b>100.9</b>	22.013	25.687	20.801
12	11:38:50.610	<b>1:03.487</b>	100.2	<b>20.445</b>	25.059	17.983
13	11:39:54.304	<b>1:03.694</b>	99.7	20.959	24.888	<b>17.847</b>
14	11:41:13.427	<b>1:19.123</b>	24.2	23.181	28.934	27.008

(9) Steven ARKLEY						
1	11:26:22.868		95.2		29.355	20.922
2	11:27:32.115	<b>1:09.247</b>	100.3	23.512	26.158	19.577
3	11:28:38.052	<b>1:05.937</b>	101.8	21.650	25.579	<b>18.708</b>
4	11:29:44.808	<b>1:06.756</b>	100.6	22.060	25.393	19.303
5	11:30:53.641	<b>1:08.833</b>	104.0	21.724	28.326	18.783
6	11:32:00.587	<b>1:06.946</b>	101.8	21.343	25.750	19.853
7	11:33:07.809	<b>1:07.222</b>	101.4	21.694	26.269	19.259
8	11:34:16.067	<b>1:08.258</b>	85.7	<b>21.066</b>	27.238	19.954
9	11:35:30.342	<b>1:14.275</b>	102.6	26.484	28.543	19.248
10	11:36:40.214	<b>1:09.872</b>	101.8	22.400	28.669	18.803
11	11:37:47.820	<b>1:07.606</b>	<b>105.0</b>	21.596	<b>25.086</b>	20.924
12	11:38:57.990	<b>1:10.170</b>	26.9	21.286	25.352	23.532

(37) Andrew SKINNER						
1	11:26:20.519		85.2		28.962	21.107
2	11:27:30.058	<b>1:09.539</b>	85.6	22.979	26.850	19.710
3	11:28:41.340	<b>1:11.282</b>	75.1	22.292	28.688	20.302
4	11:29:49.729	<b>1:08.389</b>	85.8	22.570	26.419	19.400
5	11:30:56.611	<b>1:06.882</b>	86.5	21.742	25.807	19.333
6	11:32:03.233	<b>1:06.622</b>	86.0	21.567	25.840	19.215
7	11:33:09.405	<b>1:06.172</b>	86.5	21.525	25.415	19.232
8	11:34:18.828	<b>1:09.423</b>	<b>87.2</b>	22.506	27.685	19.232
9	11:35:28.278	<b>1:09.450</b>	77.7	23.485	26.459	19.506
10	11:36:35.033	<b>1:06.755</b>	85.6	21.978	25.723	19.054
11	11:37:59.115	<b>1:24.082</b>	67.4	22.258	27.015	34.809
12	11:39:13.456	<b>1:14.341</b>	86.1	24.713	29.352	20.276
13	11:40:20.579	<b>1:07.123</b>	84.6	21.415	25.864	19.844
14	11:41:26.857	<b>1:06.278</b>	86.4	21.618	25.631	<b>19.029</b>
15	11:42:33.232	<b>1:06.375</b>	85.7	<b>21.335</b>	25.777	19.263
16	11:43:39.612	<b>1:06.380</b>	84.3	21.469	25.744	19.167
17	11:44:45.612	<b>1:06.000</b>	85.4	21.452	<b>25.377</b>	19.171
18	11:45:55.976	<b>1:10.364</b>	63.9	23.461	27.048	19.855

(5) Alex MILNE						
1	11:26:30.856		86.0		31.011	21.572
2	11:27:42.133	<b>1:11.277</b>	<b>87.7</b>	23.795	27.372	20.110
3	11:28:51.916	<b>1:09.783</b>	86.3	22.776	26.921	20.086
4	11:30:00.013	<b>1:08.097</b>	85.5	22.644	26.353	19.100
5	11:31:06.735	<b>1:06.722</b>	85.9	<b>21.941</b>	<b>25.965</b>	<b>18.816</b>
6	11:32:20.943	<b>1:14.208</b>	30.1	22.035	27.280	24.893

(17) Marc THOMSON						
1	11:26:27.330		79.7		32.270	26.484
2	11:27:40.398	<b>1:13.068</b>	81.2	24.028	28.365	20.675
3	11:28:51.165	<b>1:10.767</b>	72.4	22.955	27.033	20.779
4	11:30:03.928	<b>1:12.763</b>	81.7	25.017	27.462	20.284

### Clerk of the Course

### Orbits

Sig : Time :  
 Chief Timekeeper - Ian Sharp (SMART Timing)  
 Results available at [www.smart-timing.co.uk](http://www.smart-timing.co.uk) and [www.speedhive.com](http://www.speedhive.com)

Printed: 21/04/2024 11:49:27





# KMSC/SMRC - Best of Scottish Motorsport

## Super Lap Scotland

Knockhill 1.267 miles

### Practice

21/04/2024 11:15

Practice (20:00 Time) started at 11:24:54

Lap	Time of Day	Lap Tm	SFSpd	S1	S2	S3	Lap	Time of Day	Lap Tm	SFSpd	S1	S2	S3
5	11:31:15.324	1:11.396	82.5	22.768	27.753	20.875	9	11:36:54.597	1:14.293	84.2	24.777	28.665	20.851
6	11:32:27.320	1:11.996	76.3	22.667	27.798	21.531	10	11:38:09.641	1:15.044	82.5	24.138	28.086	22.820
7	11:33:37.426	1:10.106	82.7	23.374	26.767	19.965	11	11:39:33.913	1:24.272	74.7	24.270	28.561	31.441
8	11:34:52.463	1:15.037	83.0	24.956	29.917	20.164	12	11:40:50.745	1:16.832	80.3	25.113	29.627	22.092
9	11:36:01.053	1:08.590	82.5	22.321	26.493	19.776	13	11:42:07.346	1:16.601	82.7	25.164	29.467	21.970
10	11:37:10.993	1:09.940	82.8	22.531	27.445	19.964	14	11:43:23.668	1:16.322	83.8	24.527	29.927	21.868
11	11:38:19.933	1:08.940	82.3	22.517	26.573	19.850	15	11:44:37.931	1:14.263	78.6	24.218	28.165	21.880
12	11:39:28.454	1:08.521	82.8	22.452	26.293	19.776	16	11:45:51.979	1:14.048	83.5	24.094	28.536	21.418
13	11:40:37.059	1:08.605	82.7	22.340	26.678	19.587							
14	11:41:45.009	1:07.950	82.8	22.209	26.174	19.567							
15	11:43:14.468	1:29.459	27.3	25.543	33.414	30.502							

(56) Andrew FAHEY

1	11:26:44.550		80.3		31.808	22.648
2	11:27:58.623	1:14.073	82.2	25.021	28.731	20.321
3	11:29:21.027	1:22.404	74.1	25.193	32.019	25.192
4	11:30:32.676	1:11.649	81.5	24.200	27.050	20.399
5	11:31:43.260	1:10.584	77.9	23.258	26.385	20.941
6	11:33:01.108	1:17.848	81.8	26.397	30.187	21.264
7	11:34:14.752	1:13.644	78.5	23.561	27.487	22.596
8	11:35:26.533	1:11.781	66.5	23.921	27.116	20.744
9	11:36:43.081	1:16.548	82.8	29.122	27.678	19.748
10	11:37:55.155	1:12.074	76.7	22.779	26.488	22.807
11	11:39:06.542	1:11.387	79.6	23.615	27.129	20.643
12	11:40:15.717	1:09.175	82.5	23.151	26.177	19.847
13	11:41:24.456	1:08.739	83.5	22.733	26.427	19.579
14	11:42:32.736	1:08.280	81.7	22.565	26.005	19.710
15	11:43:48.160	1:15.424	37.6	24.199	26.293	24.932
16	11:45:07.028	1:18.868	26.0	25.927	28.142	24.799

(311) Steve SADLER

1	11:26:12.249		86.5		28.197	21.067
2	11:27:22.143	1:09.894	87.6	22.784	27.153	19.957
3	11:28:32.244	1:10.101	87.3	22.314	27.548	20.239
4	11:29:42.689	1:10.445	73.7	22.844	26.759	20.842
5	11:30:59.178	1:16.489	87.7	27.315	28.475	20.699
6	11:32:18.884	1:19.706	28.0	22.746	27.076	29.884

(29) Carl WALKER

1	11:26:41.309		82.1		31.448	21.604
2	11:27:54.937	1:13.628	81.7	24.733	28.037	20.858
3	11:29:07.015	1:12.078	84.2	23.343	27.727	21.008
4	11:30:26.455	1:19.440	83.5	23.518	34.492	21.430
5	11:31:38.451	1:11.996	82.4	23.637	27.954	20.405
6	11:32:50.060	1:11.609	83.8	23.199	27.458	20.952
7	11:34:00.384	1:10.324	82.8	22.946	27.403	19.975
8	11:35:11.433	1:11.049	76.9	22.902	27.588	20.559
9	11:36:29.047	1:17.614	24.3	24.605	27.843	25.166

(6) Martin HUTTON

1	11:26:20.619		63.9		30.110	24.017
2	11:27:45.268	1:24.649	74.2	27.894	34.259	22.496
3	11:28:59.118	1:13.850	73.6	23.555	28.483	21.812
4	11:30:21.562	1:22.444	60.0	23.557	33.054	25.833
5	11:31:51.106	1:29.544	71.6	30.053	31.058	28.433
6	11:33:23.594	1:32.488	24.8	27.381	35.993	29.114

(12) James CORCORAN

1	11:26:34.592		84.5		32.077	22.521
2	11:27:49.802	1:15.210	84.8	25.303	28.403	21.504
3	11:29:04.847	1:15.045	83.8	24.735	28.913	21.397
4	11:30:24.743	1:19.896	82.4	25.748	32.912	21.236
5	11:31:42.748	1:18.005	77.7	25.112	30.069	22.824
6	11:33:07.969	1:25.221	66.6	26.446	32.488	26.287
7	11:34:25.195	1:17.226	81.5	27.238	28.706	21.282
8	11:35:40.304	1:15.109	83.5	24.760	29.645	20.704

### Clerk of the Course

### Orbits

Sig : Time :  
 Chief Timekeeper - Ian Sharp (SMART Timing)  
 Results available at [www.smart-timing.co.uk](http://www.smart-timing.co.uk) and [www.speedhive.com](http://www.speedhive.com)





**KMSC/SMRC - Best of Scottish Motorsport****Sorted on Laps**

Scottish Legends Cars Championship

Knockhill 1.267 miles

Race 9 - Heat 1b

21/04/2024 11:45

Race (9 Laps) started at 11:55:56

Pos	No.	Name	Make/Model	CC	Class	Laps	Total Tm	Diff	Best Tm	In Lap	2nd Best
1	52	Stewart BLACK	Legend Coupe	1250	L	9	11:32.560		1:04.955	2	1:05.424
2	14	Daniel CLARK	Legend Coupe	890	L	9	11:36.373	3.813	1:05.352	6	1:05.388
3	24	Matthew PAPE	Legend Coupe	1250	L	9	11:40.435	7.875	1:06.752	6	1:06.845
4	85	Mark BEATY	Legend Coupe	1250	L	9	11:41.194	8.634	1:05.394	6	1:05.582
5	72	Glenn BURTENSCHAW	Legend Sedan	1250	L	9	11:42.661	10.101	1:07.613	7	1:07.641
6	46	Brent BOWIE	Legend Coupe	1250	L	9	11:42.749	10.189	1:06.858	7	1:07.470
7	9	Colin ATKINSON	Legend Coupe	899	L	9	11:44.208	11.648	1:07.246	6	1:07.393
8	22	Chris DEWEY	Legend Coupe	1250	L	9	11:46.149	13.589	1:06.211	6	1:06.705
9	16	Chris LAPIT	Legend Sedan	1250	L	9	11:49.183	16.623	1:08.058	6	1:08.084
10	10	Ross HODGSON	Legend Coupe	1300	L	9	11:49.586	17.026	1:07.166	8	1:07.355
11	15	Elby CLARK	Legend Coupe	890	L	9	11:52.520	19.960	1:07.492	9	1:07.816
12	8	Steve WHITELEGG	Legend Coupe	1250	L T	9	11:54.783	22.223	1:06.561	6	1:07.734
13	77	Michael WEDDELL	Legend Coupe	1250	L R	9	11:56.961	24.401	1:07.825	6	1:08.177
14	43	Jonty NORMAN	Legend Sedan	1250	L	9	11:57.346	24.786	1:08.171	2	1:08.311
15	17	Billy WAIT	Legend Coupe	1250	L	9	12:10.198	37.638	1:08.625	9	1:08.952
16	6	Gary ATKINSON	Legend Sedan-Van	899	L R	9	12:10.597	38.037	1:10.210	7	1:10.284
17	78	David HEADEN	Legend Sedan	1250	L R	9	12:17.481	44.921	1:10.301	2	1:12.396
18	28	David ALLAN	Legend Coupe	890	L	9	12:18.509	45.949	1:07.536	7	1:08.265
19	53	Stuart ROBERTSON	Legend Coupe	850	L	9	12:21.355	48.795	1:11.092	8	1:11.559
20	66	Alastair CALDERWOOD	Legend Sedan	1250	L	9	12:22.783	50.223	1:11.873	2	1:12.689
21	55	Stuart McANDREW	Legend Coupe	1250	L	9	12:22.868	50.308	1:09.670	6	1:09.933
22	95	Maxim POPELYUSHKO	Legend Coupe	850	L	9	12:23.460	50.900	1:09.027	2	1:09.313
23	333	William READ	Legend Coupe	890	L	9	12:35.233	1:02.673	1:11.052	2	1:11.109
24	4	Christopher WALLACE	Legend Coupe	1250	L R	8	11:38.922	1 Lap	1:11.819	2	1:14.684
<b>Not classified</b>											
DNF	127	Phil ROWLANDS	Legend Coupe	1250	L R	4	5:21.534	DNF	1:09.415	2	1:15.920
DNF	25	Graham MOORE	Legend Coupe	1250	L R	1	1:26.196	DNF	1:18.795	1	
DNF	26	Scott HYNDS	Legend Coupe	1250	L	1	1:53.798	DNF	1:48.626	1	
DNF	27	Grant HUNTER	Legend Coupe	890	L R	1	1:56.028	DNF	1:52.034	1	

**Announcements**

Race distance increased to 9 Laps - 1 Lap completed behind the Safety Car

Margin of Victory	Avg. Speed	Best Lap Tm	Best Speed	Best Lap by
3.813	59.269	1:04.955	70.215	52 - Stewart BLACK

**Clerk of the Course****Orbits**

Sig : Time :  
 Chief Timekeeper - Ian Sharp (SMART Timing)

Results available at [www.smart-timing.co.uk](http://www.smart-timing.co.uk) and [www.speedhive.com](http://www.speedhive.com)

Printed: 21/04/2024 12:10:13



# KMSC/SMRC - Best of Scottish Motorsport

## Scottish Legends Cars Championship

Knockhill 1.267 miles

### Race 9 - Heat 1b

21/04/2024 11:45

### Race (9 Laps) started at 11:55:56

Lap	Time of Day	Lap Tm	SFSpd	S1	S2	S3
(52) Stewart BLACK						
1	11:57:06.508	1:07.950	89.7	24.064	25.122	18.764
2	11:58:11.463	1:04.955	90.0	21.137	25.212	18.606
3	11:59:19.785	1:08.322	56.3	21.286	25.102	21.934
4	12:01:02.759	1:42.974	42.2	31.372	38.510	33.092
5	12:03:04.795	2:02.036	90.4	53.049	50.364	18.623
6	12:04:10.219	1:05.424	90.0	21.168	25.461	18.795
7	12:05:16.021	1:05.802	89.8	21.333	25.532	18.937
8	12:06:22.171	1:06.150	90.1	21.621	25.643	18.886
9	12:07:29.020	1:06.849	88.4	21.338	26.433	19.078

Lap	Time of Day	Lap Tm	SFSpd	S1	S2	S3
(14) Daniel CLARK						
1	11:57:15.724	1:15.505	92.3	27.900	27.858	19.747
2	11:58:22.181	1:06.457	93.5	21.666	25.398	19.393
3	11:59:37.160	1:14.979	74.3	21.605	28.483	24.891
4	12:01:09.436	1:32.276	45.1	23.802	35.692	32.782
5	12:03:10.600	2:01.164	92.4	52.388	48.921	19.855
6	12:04:15.952	1:05.352	93.1	21.275	25.461	18.616
7	12:05:21.700	1:05.748	92.1	21.621	25.259	18.868
8	12:06:27.088	1:05.388	91.9	21.303	25.342	18.743
9	12:07:32.833	1:05.745	89.6	21.246	25.506	18.993

Lap	Time of Day	Lap Tm	SFSpd	S1	S2	S3
(24) Matthew PAPE						
1	11:57:08.728	1:11.307	90.4	25.875	25.927	19.505
2	11:58:15.573	1:06.845	89.5	21.577	25.920	19.348
3	11:59:23.630	1:08.057	69.2	21.585	25.736	20.736
4	12:01:03.773	1:40.143	41.1	28.235	39.065	32.843
5	12:03:06.640	2:02.867	89.6	53.152	50.308	19.407
6	12:04:13.392	1:06.752	89.8	21.698	25.749	19.305
7	12:05:20.331	1:06.939	89.7	21.703	25.870	19.366
8	12:06:28.412	1:08.081	88.6	22.148	26.339	19.594
9	12:07:36.895	1:08.483	89.0	21.962	27.036	19.485

Lap	Time of Day	Lap Tm	SFSpd	S1	S2	S3
(85) Mark BEATY						
1	11:57:15.081	1:16.168	90.2	26.470	29.981	19.717
2	11:58:21.637	1:06.556	90.1	21.425	25.824	19.307
3	11:59:34.754	1:13.117	82.6	21.395	28.440	23.282
4	12:01:07.427	1:32.673	54.5	24.125	36.480	32.068
5	12:03:10.163	2:02.736	91.2	53.074	49.776	19.886
6	12:04:15.557	1:05.394	90.9	21.141	25.735	18.518
7	12:05:21.146	1:05.589	89.7	21.191	25.535	18.863
8	12:06:26.728	1:05.582	88.5	21.195	25.438	18.949
9	12:07:37.654	1:10.926	89.6	21.945	29.929	19.052

Lap	Time of Day	Lap Tm	SFSpd	S1	S2	S3
(72) Glenn BURTENSHAW						
1	11:57:10.889	1:12.857	90.4	26.531	26.955	19.371
2	11:58:18.530	1:07.641	89.1	21.877	26.307	19.457
3	11:59:27.554	1:09.024	71.5	22.167	26.116	20.741
4	12:01:04.670	1:37.116	44.1	26.221	38.744	32.151
5	12:03:07.400	2:02.730	89.1	52.988	50.024	19.718
6	12:04:15.109	1:07.709	89.0	21.946	26.112	19.651
7	12:05:22.722	1:07.613	88.9	22.206	26.123	19.284
8	12:06:30.680	1:07.958	88.4	22.221	26.404	19.333
9	12:07:39.121	1:08.441	88.6	22.172	26.635	19.634

Lap	Time of Day	Lap Tm	SFSpd	S1	S2	S3
(46) Brent BOWIE						
1	11:57:10.780	1:13.414	88.4	26.948	27.084	19.382
2	11:58:20.012	1:09.232	88.9	23.350	26.531	19.351
3	11:59:28.535	1:08.523	85.4	21.777	26.455	20.291
4	12:01:05.476	1:36.941	42.6	25.772	39.208	31.961
5	12:03:08.806	2:03.330	86.8	53.089	50.374	19.867
6	12:04:17.036	1:08.230	89.0	21.893	26.994	19.343
7	12:05:23.894	1:06.858	88.0	21.807	25.985	19.066
8	12:06:31.364	1:07.470	88.8	21.610	26.772	19.088
9	12:07:39.209	1:07.845	86.1	21.650	26.874	19.321

Lap	Time of Day	Lap Tm	SFSpd	S1	S2	S3
(9) Colin ATKINSON						
1	11:57:13.946	1:13.535	90.4	26.324	27.511	19.700
2	11:58:21.339	1:07.393	91.1	22.051	26.010	19.332
3	11:59:33.458	1:12.119	79.7	21.585	27.940	22.594
4	12:01:06.756	1:33.298	44.9	24.986	36.439	31.873
5	12:03:09.754	2:02.998	90.6	53.028	50.294	19.676
6	12:04:17.000	1:07.246	88.9	21.892	26.112	19.242
7	12:05:24.756	1:07.756	90.0	22.458	26.293	19.005
8	12:06:32.587	1:07.831	90.1	22.068	26.601	19.162
9	12:07:40.668	1:08.081	86.4	22.157	26.525	19.399

Lap	Time of Day	Lap Tm	SFSpd	S1	S2	S3
(22) Chris DEWEY						
1	11:57:14.374	1:14.458	89.8	27.123	27.987	19.348
2	11:58:22.411	1:08.037	91.3	21.863	26.446	19.728
3	11:59:39.226	1:16.815	59.3	22.084	29.488	25.243
4	12:01:11.259	1:32.033	43.0	24.543	34.397	33.093
5	12:03:11.746	2:00.487	91.3	52.172	48.767	19.548
6	12:04:17.957	1:06.211	90.0	21.474	25.810	18.927
7	12:05:25.110	1:07.153	90.4	21.754	26.250	19.149
8	12:06:31.815	1:06.705	90.2	21.955	25.842	18.908
9	12:07:42.609	1:10.794	88.2	25.561	25.981	19.252

Lap	Time of Day	Lap Tm	SFSpd	S1	S2	S3
(16) Chris LAPIT						
1	11:57:13.446	1:14.276	89.1	27.406	27.186	19.684
2	11:58:21.590	1:08.144	89.4	22.322	26.137	19.685
3	11:59:38.466	1:16.876	64.3	21.941	29.371	25.564
4	12:01:10.519	1:32.053	48.3	24.778	34.459	32.816
5	12:03:11.647	2:01.128	89.4	52.179	48.706	20.243
6	12:04:19.705	1:08.058	88.6	22.258	26.360	19.440
7	12:05:27.789	1:08.084	87.0	22.130	26.372	19.582
8	12:06:36.717	1:08.928	84.9	22.474	26.494	19.960
9	12:07:45.643	1:08.926	86.8	22.397	26.589	19.940

Lap	Time of Day	Lap Tm	SFSpd	S1	S2	S3
(10) Ross HODGSON						
1	11:57:17.439	1:15.406	88.4	27.049	28.618	19.739
2	11:58:27.269	1:09.830	88.4	22.601	27.377	19.852
3	11:59:42.588	1:15.319	64.5	22.173	28.360	24.786
4	12:01:14.390	1:31.802	39.1	25.957	32.476	33.369
5	12:03:15.480	2:01.090	88.3	51.807	48.875	20.408
6	12:04:23.786	1:08.306	86.8	22.034	26.527	19.745
7	12:05:31.525	1:07.739	89.5	22.360	26.324	19.055
8	12:06:38.691	1:07.166	87.8	21.827	26.157	19.182
9	12:07:46.046	1:07.355	88.5	21.978	26.204	19.173

Lap	Time of Day	Lap Tm	SFSpd	S1	S2	S3
(15) Elby CLARK						
1	11:57:19.454	1:17.714	89.0	28.217	29.050	20.447
2	11:58:28.280	1:08.826	91.7	22.454	26.672	19.700
3	11:59:46.141	1:17.861	71.7	22.627	31.131	24.103
4	12:01:16.455	1:30.314	38.4	26.185	32.317	31.812
5	12:03:17.441	2:00.986	92.1	52.470	47.222	21.294
6	12:04:25.257	1:07.816	90.1	22.132	25.953	19.731
7	12:05:33.605	1:08.348	91.8	22.679	26.534	19.135
8	12:06:41.488	1:07.883	90.2	22.247	26.329	19.307
9	12:07:48.980	1:07.492	90.7	22.352	25.725	19.415

Lap	Time of Day	Lap Tm	SFSpd	S1	S2	S3
(8) Steve WHITELEGG						
1	11:57:22.975	1:24.574	91.7	25.667	38.768	20.139
2	11:58:30.742	1:07.767	91.2	21.787	26.411	19.569
3	11:59:50.831	1:20.089	63.5	22.032	32.588	25.469
4	12:01:18.173	1:27.342	42.2	26.047	31.262	30.033
5	12:03:19.153	2:00.980	91.9	53.197	46.949	20.834
6	12:04:25.714	1:06.561	91.2	21.449	25.769	19.343
7	12:05:34.168	1:08.454	90.3	22.494	26.524	19.436
8	12:06:41.902	1:07.734	91.4	22.169	26.232	19.333
9	12:07:51.243	1:09.341	87.8	22.340	26.801	20.200

Clerk of the Course

Sig : Time :  
Chief Timekeeper - Ian Sharp (SMART Timing)

Results available at [www.smart-timing.co.uk](http://www.smart-timing.co.uk) and [www.speedhive.com](http://www.speedhive.com)

Printed: 21/04/2024 12:10:35

Orbits





# KMSC/SMRC - Best of Scottish Motorsport

## Scottish Legends Cars Championship

Knockhill 1.267 miles

### Race 9 - Heat 1b

21/04/2024 11:45

### Race (9 Laps) started at 11:55:56



Lap	Time of Day	Lap Tm	SFSpd	S1	S2	S3
(77) Michael WEDDELL						
1	11:57:25.299	<b>1:21.200</b>	<b>89.8</b>	28.395	32.163	20.642
2	11:58:34.552	<b>1:09.253</b>	88.8	22.760	26.892	19.601
3	11:59:53.951	<b>1:19.399</b>	78.6	22.102	31.836	25.461
4	12:01:20.233	<b>1:26.282</b>	45.8	25.664	31.277	29.341
5	12:03:20.704	<b>2:00.471</b>	89.0	53.602	45.999	29.870
6	12:04:28.529	<b>1:07.825</b>	88.4	<b>22.011</b>	26.493	<b>19.321</b>
7	12:05:36.930	<b>1:08.401</b>	89.7	22.201	26.685	19.515
8	12:06:45.244	<b>1:08.314</b>	87.0	22.215	26.451	19.648
9	12:07:53.421	<b>1:08.177</b>	86.6	22.214	<b>26.288</b>	19.675

Lap	Time of Day	Lap Tm	SFSpd	S1	S2	S3
(53) Stuart ROBERTSON						
1	11:57:41.690	<b>1:42.740</b>	86.3	50.455	30.234	22.051
2	11:58:56.345	<b>1:14.655</b>	86.9	24.525	28.740	21.390
3	12:00:16.402	<b>1:20.057</b>	76.5	26.813	31.255	21.989
4	12:01:34.533	<b>1:18.131</b>	84.3	25.866	29.744	22.521
5	12:03:30.743	<b>1:56.210</b>	87.6	47.254	45.410	23.546
6	12:04:42.302	<b>1:11.559</b>	87.2	23.747	27.666	20.146
7	12:05:54.440	<b>1:12.138</b>	<b>88.4</b>	24.345	27.567	20.226
8	12:07:05.532	<b>1:11.092</b>	86.9	<b>23.666</b>	<b>27.519</b>	<b>19.907</b>
9	12:08:17.815	<b>1:12.283</b>	86.4	24.428	27.798	20.057

(43) Jonty NORMAN						
1	11:57:21.754	<b>1:19.456</b>	90.7	28.322	31.059	20.075
2	11:58:29.925	<b>1:08.171</b>	91.6	22.193	26.869	<b>19.109</b>
3	11:59:48.785	<b>1:18.860</b>	76.3	22.164	32.154	24.542
4	12:01:17.641	<b>1:28.856</b>	41.6	26.120	32.538	30.198
5	12:03:19.027	<b>2:01.386</b>	<b>91.7</b>	52.562	47.234	21.590
6	12:04:27.708	<b>1:08.681</b>	90.9	22.665	26.862	19.154
7	12:05:36.731	<b>1:09.023</b>	90.6	22.661	26.935	19.427
8	12:06:45.495	<b>1:08.764</b>	89.0	<b>22.158</b>	26.955	19.651
9	12:07:53.806	<b>1:08.311</b>	90.4	22.564	<b>26.541</b>	19.206

(66) Alastair CALDERWOOD						
1	11:57:23.679	<b>1:22.811</b>	87.7	29.379	31.358	22.074
2	11:58:35.552	<b>1:11.873</b>	<b>88.0</b>	23.851	27.770	<b>20.252</b>
3	12:00:00.241	<b>1:24.689</b>	81.3	24.517	35.300	24.872
4	12:01:25.170	<b>1:24.929</b>	46.6	26.235	30.431	28.263
5	12:03:27.374	<b>2:02.204</b>	86.1	52.018	46.840	23.346
6	12:04:40.063	<b>1:12.689</b>	86.4	<b>23.587</b>	28.053	21.049
7	12:05:53.066	<b>1:13.003</b>	83.1	24.379	<b>27.756</b>	20.868
8	12:07:06.190	<b>1:13.124</b>	85.5	23.958	28.388	20.778
9	12:08:19.243	<b>1:13.053</b>	86.3	24.016	28.519	20.518

(17) Billy WAIT						
1	11:57:30.790	<b>1:31.394</b>	87.2	27.413	43.802	20.179
2	11:58:39.924	<b>1:09.134</b>	86.5	22.776	26.498	19.860
3	12:00:08.216	<b>1:28.292</b>	66.4	<b>21.968</b>	40.016	26.308
4	12:01:27.293	<b>1:19.077</b>	56.0	25.467	27.507	26.103
5	12:03:29.310	<b>2:02.017</b>	87.7	53.329	44.995	23.693
6	12:04:39.408	<b>1:10.098</b>	85.6	22.376	27.358	20.364
7	12:05:48.360	<b>1:08.952</b>	<b>89.4</b>	22.693	26.573	19.686
8	12:06:58.033	<b>1:09.673</b>	86.6	22.446	27.676	<b>19.551</b>
9	12:08:06.658	<b>1:08.625</b>	82.5	22.230	<b>26.447</b>	19.948

(55) Stuart McANDREW						
1	11:57:21.179	<b>1:24.225</b>	89.8			20.988
2	11:58:31.258	<b>1:10.079</b>	90.2	22.300	27.657	<b>20.122</b>
3	11:59:51.940	<b>1:20.682</b>	70.9	22.347	32.596	25.739
4	12:01:19.043	<b>1:27.103</b>	41.7	26.844	30.929	29.330
5	12:03:20.026	<b>2:00.983</b>	<b>90.7</b>	53.299	47.057	20.627
6	12:04:29.696	<b>1:09.670</b>	88.3	22.396	27.026	20.248
7	12:05:39.629	<b>1:09.933</b>	86.3	22.583	<b>26.633</b>	20.717
8	12:07:08.869	<b>1:29.240</b>	87.5	<b>22.151</b>	46.419	20.670
9	12:08:19.328	<b>1:10.459</b>	89.6	22.310	28.015	20.134

(6) Gary ATKINSON						
1	11:57:24.752	<b>1:21.423</b>	<b>90.7</b>	28.872	31.820	20.731
2	11:58:36.242	<b>1:11.490</b>	89.7	23.464	27.943	20.083
3	11:59:59.104	<b>1:22.862</b>	76.1	23.487	34.313	25.062
4	12:01:24.247	<b>1:25.143</b>	47.2	26.084	30.392	28.667
5	12:03:24.806	<b>2:00.559</b>	89.6	52.255	46.071	22.233
6	12:04:35.090	<b>1:10.284</b>	88.6	22.799	27.585	<b>19.900</b>
7	12:05:45.300	<b>1:10.210</b>	89.0	23.021	<b>26.949</b>	20.240
8	12:06:56.225	<b>1:10.925</b>	88.4	23.381	27.454	20.090
9	12:08:07.057	<b>1:10.832</b>	86.4	<b>22.628</b>	27.508	20.696

(95) Maxim POPELYUSHKO						
1	11:57:12.863	<b>1:15.030</b>	89.7	27.763	27.865	19.402
2	11:58:21.890	<b>1:09.027</b>	88.2	<b>22.266</b>	<b>27.231</b>	19.530
3	11:59:40.615	<b>1:18.725</b>	56.5	22.833	30.832	25.060
4	12:01:12.286	<b>1:31.671</b>	50.6	25.620	33.023	33.028
5	12:03:13.454	<b>2:01.168</b>	89.0	52.130	48.759	20.279
6	12:04:23.976	<b>1:10.522</b>	84.8	22.895	27.987	19.640
7	12:06:00.913	<b>1:36.937</b>	89.5	49.911	27.671	<b>19.355</b>
8	12:07:10.607	<b>1:09.694</b>	<b>89.8</b>	22.622	27.558	19.514
9	12:08:19.920	<b>1:09.313</b>	89.4	22.396	27.424	19.493

(78) David HEADEN						
1	11:57:24.252	<b>1:20.912</b>	<b>87.5</b>	27.948	31.811	21.153
2	11:58:34.553	<b>1:10.301</b>	85.9	22.984	<b>27.126</b>	<b>20.191</b>
3	11:59:55.812	<b>1:21.259</b>	78.4	<b>22.821</b>	34.092	24.346
4	12:01:22.146	<b>1:26.334</b>	45.8	26.609	30.287	29.438
5	12:03:23.212	<b>2:01.066</b>	84.4	53.174	46.121	21.771
6	12:04:35.716	<b>1:12.504</b>	87.0	23.470	28.323	20.711
7	12:05:48.112	<b>1:12.396</b>	85.7	24.291	27.385	20.720
8	12:07:00.596	<b>1:12.484</b>	85.1	23.670	28.354	20.460
9	12:08:13.941	<b>1:13.345</b>	80.2	23.664	28.871	20.810

(333) William READ						
1	11:57:16.339	<b>1:19.499</b>	87.7	29.531	29.306	20.662
2	11:58:27.391	<b>1:11.052</b>	<b>90.9</b>	23.355	27.875	<b>19.822</b>
3	11:59:44.960	<b>1:17.569</b>	67.5	<b>22.989</b>	30.048	24.532
4	12:01:15.122	<b>1:30.162</b>	38.6	26.209	32.249	31.704
5	12:03:43.152	<b>2:28.030</b>	81.9	52.419	47.959	47.652
6	12:04:56.585	<b>1:13.433</b>	88.4	23.782	28.825	20.826
7	12:06:09.083	<b>1:12.498</b>	88.2	23.687	28.384	20.427
8	12:07:20.192	<b>1:11.109</b>	88.5	23.245	<b>27.477</b>	20.387
9	12:08:31.693	<b>1:11.501</b>	87.4	23.269	27.712	20.520

(28) David ALLAN						
1	11:57:15.610	<b>1:14.445</b>	<b>89.2</b>	27.371	26.993	20.081
2	11:58:23.875	<b>1:08.265</b>	88.3	22.645	<b>25.560</b>	20.060
3	11:59:41.196	<b>1:17.321</b>	53.6	<b>21.651</b>	30.511	25.159
4	12:01:13.293	<b>1:32.097</b>	41.8	26.279	32.506	33.312
5	12:03:14.660	<b>2:01.367</b>	88.4	51.874	49.307	20.186
6	12:04:23.819	<b>1:09.159</b>	87.0	22.298	26.957	19.904
7	12:05:31.355	<b>1:07.536</b>	87.3	21.947	26.008	<b>19.581</b>
8	12:06:40.773	<b>1:09.418</b>	86.6	22.781	26.333	20.304
9	12:08:14.969	<b>1:34.196</b>	85.9	22.010	50.184	22.002

(4) Christopher WALLACE						
1	11:57:26.179	<b>1:23.331</b>	84.8	28.355	32.234	22.742
2	11:58:37.998	<b>1:11.819</b>	<b>87.8</b>	23.697	<b>27.296</b>	<b>20.826</b>
3	12:00:01.544	<b>1:23.546</b>	84.0	23.222	34.843	25.481
4	12:01:26.199	<b>1:24.655</b>	45.7	26.066	30.159	28.430
5	12:03:29.128	<b>2:02.929</b>	87.4	52.267	46.701	23.961
6	12:05:05.397	<b>1:36.269</b>	74.8	23.689	50.353	22.227
7	12:06:20.081	<b>1:14.684</b>	86.5	25.507	28.193	20.984
8	12:07:35.382	<b>1:15.301</b>	86.7	<b>22.952</b>	29.345	23.004

#### Clerk of the Course

Sig : Time :  
Chief Timekeeper - Ian Sharp (SMART Timing)

Results available at [www.smart-timing.co.uk](http://www.smart-timing.co.uk) and [www.speedhive.com](http://www.speedhive.com)

Printed: 21/04/2024 12:10:35

#### Orbits



RACE WITH RESPECT



# KMSC/SMRC - Best of Scottish Motorsport

Scottish Legends Cars Championship

Knockhill 1.267 miles

Race 9 - Heat 1b

21/04/2024 11:45

Race (9 Laps) started at 11:55:56



Lap	Time of Day	Lap Tm	SFSpd	S1	S2	S3
<b>(127) Phil ROWLANDS</b>						
1	11:57:19.535	<b>1:15.920</b>	88.4	26.958	28.611	20.351
2	11:58:28.950	<b>1:09.415</b>	<b>89.2</b>	22.661	<b>27.025</b>	<b>19.729</b>
3	11:59:47.633	<b>1:18.683</b>	73.7	<b>22.408</b>	31.835	24.440
4	12:01:17.994	<b>1:30.361</b>	30.6	26.155	32.661	31.545
<b>(25) Graham MOORE</b>						
1	11:57:22.656	<b>1:18.795</b>	<b>87.5</b>	27.757	30.487	<b>20.551</b>
<b>(26) Scott HYNDS</b>						
1	11:57:50.258	<b>1:48.626</b>	24.5	<b>29.724</b>	<b>42.792</b>	<b>36.110</b>
<b>(27) Grant HUNTER</b>						
1	11:57:52.488	<b>1:52.034</b>	20.5	<b>53.943</b>	<b>27.710</b>	<b>30.381</b>

Clerk of the Course

Orbits

Sig : Time :  
 Chief Timekeeper - Ian Sharp (SMART Timing)  
 Results available at [www.smart-timing.co.uk](http://www.smart-timing.co.uk) and [www.speedhive.com](http://www.speedhive.com)

Printed: 21/04/2024 12:10:35



**KMSC/SMRC - Best of Scottish Motorsport****Lapchart****Scottish Legends Cars Championship****Knockhill 1.267 miles****Race 9 - Heat 1b****21/04/2024 11:45****Race (9 Laps) started at 11:55:56**

Competitors	Laps										
	0	1	2	3	4	5	6	7	8	9	
William READ (333)	1	333	52	52	52	52	52	52	52	52	52
Stuart McANDREW (55)	2	55	24	24	24	24	24	24	24	85	14
Brent BOWIE (46)	3	46	46	72	72	72	72	72	85	14	24
Matthew PAPE (24)	4	24	72	46	46	46	46	85	14	24	85
Maxim POPELYUSHKO (95)	5	95	95	9	9	9	9	14	72	72	72
Glenn BURTONSHAW (72)	6	72	16	16	85	85	85	9	46	46	46
Steve WHITELEGG (8)	7	8	9	85	14	14	14	46	9	22	9
Stewart BLACK (52)	8	52	22	95	16	16	16	22	22	9	22
Mark BEATY (85)	9	85	85	14	22	22	22	16	16	16	16
Stuart ROBERTSON (53)	10	53	28	22	95	95	95	10	28	10	10
Chris LAPIT (16)	11	16	14	28	28	28	28	28	10	28	15
Billy WAIT (17)	12	17	333	10	10	10	10	95	15	15	8
Chris DEWEY (22)	13	22	10	333	333	333	15	15	8	8	77
Daniel CLARK (14)	14	14	15	15	15	15	43	8	43	77	43
Colin ATKINSON (9)	15	9	127	127	127	43	8	43	77	43	17
Grant HUNTER (27)	16	27	55	43	43	127	55	77	55	6	6
Alastair CALDERWOOD (66)	17	66	43	8	8	8	77	55	6	17	78
David ALLAN (28)	18	28	25	55	55	55	78	6	78	78	28
Scott HYNDS (26)	19	26	8	77	77	77	6	78	17	53	53
Elby CLARK (15)	20	15	66	78	78	78	66	17	66	66	66
Ross HODGSON (10)	21	10	78	66	6	6	4	66	53	55	55
Jonty NORMAN (43)	22	43	6	6	66	66	17	53	95	95	95
Christopher WALLACE (4)	23	4	77	4	4	4	53	333	333	333	333
Gary ATKINSON (6)	24	6	4	17	17	17	333	4	4	4	
David HEADEN (78)	25	78	17	53	53	53					
Phil ROWLANDS (127)	26	127	53								
Graham MOORE (25)	27	25	26								
Michael WEDDELL (77)	28	77	27								

**Clerk of the Course****Orbits**

**Sig :** **Time :**  
**Chief Timekeeper - Ian Sharp (SMART Timing)**  
**Results available at [www.smart-timing.co.uk](http://www.smart-timing.co.uk) and [www.speedhive.com](http://www.speedhive.com)**

Printed: 21/04/2024 12:11:02



motor  
sport  
UK

**RACE  
WITH  
RESPECT**





Bulletin No. \_\_\_\_\_

**KMSC/SMRC - Best of Scottish Motorsport****Sorted on Laps****Scottish Classic Sports & Saloon Championship****Knockhill 1.267 miles****Race 10 - 1st Race****21/04/2024 12:05****Race (13 Laps) started at 12:21:58**

Pos	No.	Name	Make/Model	CC	Class	Laps	Total Tm	Diff	Best Tm	In Lap	2nd Best
1	78	Andrew GRAHAM	Triumph TR8	3500	CE	13	16:21.966		1:05.571	11	1:05.613
2	51	Barry EASTAUGH	MBG GT	3500	CE	13	16:34.072	12.106	1:06.669	9	1:06.878
3	21	Jimmy CROW	Scimitar Coupe GT	3000	CG	13	16:35.126	13.160	1:07.180	7	1:07.470
4	64	Adam KINMOND	Rover Vitesse	3500	CI	13	16:44.072	22.106	1:07.658	9	1:07.664
5	11	Iain MITCHELL	Vauxhall Nova	1300	CA	13	17:00.221	38.255	1:08.608	11	1:09.828
6	32	Alasdair COATES	Ford Escort RS2000	2000	CB	13	17:08.639	46.673	1:09.634	10	1:09.836
7	55	Colin CALDER	Ginetta G4	1600	CG	13	17:10.104	48.138	1:06.185	7	1:06.223
8	77	Richard MERRELL	Alfa Romeo Guilia GTS	1985	CB	13	17:10.769	48.803	1:09.377	11	1:09.804
9	63	John KINMOND	Mini Cooper	998	CA	13	17:14.851	52.885	1:09.731	12	1:10.166
10	311	Stephen SADLER	Peugeot 205 GTi	1600	CI	13	17:15.924	53.958	1:10.506	10	1:10.732
11	3	Michael ANDERSON	Ford Fiesta	1600	CI	13	17:18.851	56.885	1:09.885	12	1:09.968
12	91	Craig HOUSTON	Lotus Excel	2174	CB	13	17:26.581	1:04.615	1:08.370	8	1:08.982
13	58	John MARSHALL	Lotus Elan 26R	1600	CB	13	17:29.616	1:07.650	1:09.933	8	1:10.224
14	69	Niki DICKSON	Lotus Cortina Mk1	1600	CB	12	16:22.947	1 Lap	1:11.402	10	1:11.542
15	65	Paul GREEN	Ford Fiesta XR2	1600	XR	12	16:26.543	1 Lap	1:12.458	11	1:13.355
16	5	Michael LONGSTAFFE	MG Midget	1380	CA	12	16:37.288	1 Lap	1:13.486	8	1:13.698
17	66	Duncan O'NEILL	Ford Fiesta XR2	1600	XR	12	16:52.141	1 Lap	1:15.518	8	1:16.046
18	28	Fraser TURNBULL	Ford Fiesta XR2	1600	XR	12	16:53.828	1 Lap	1:15.495	12	1:16.077
19	15	Ewan ANDERSON	BMW 2002Ti	1600	CB	12	17:14.186	1 Lap	1:16.629	10	1:17.236
20	67	Richard COOPER	Ginetta G15	1600	CA	12	17:17.869	1 Lap	1:18.753	10	1:18.870

**Not classified**

DNF	7	Keiron BAILLIE	Lotus 7	1600	CB	1	1:27.369	DNF		0	
DNS	71	Paul BOWERS	Fiat 128	1300	CA			DNS		0	

**Announcements**

Race distance increased to 13 Laps - 1 Lap completed behind the Safety Car

Margin of Victory	Avg. Speed	Best Lap Tm	Best Speed	Best Lap by
12.106	60.380	1:05.571	69.556	78 - Andrew GRAHAM

**Clerk of the Course****Orbits**

Sig : Time :  
 Chief Timekeeper - Ian Sharp (SMART Timing)

Results available at [www.smart-timing.co.uk](http://www.smart-timing.co.uk) and [www.speedhive.com](http://www.speedhive.com)

Printed: 21/04/2024 12:41:45





Bulletin No. \_\_\_\_\_

# KMSC/SMRC - Best of Scottish Motorsport

## Scottish Classic Sports & Saloon Championship

## Knockhill 1.267 miles

### Race 10 - 1st Race

### 21/04/2024 12:05

### Race (13 Laps) started at 12:21:58

Lap	Time of Day	Lap Tm	SFSpd	S1	S2	S3	Lap	Time of Day	Lap Tm	SFSpd	S1	S2	S3
<b>(78) Andrew GRAHAM</b>							5	12:29:37.725	<b>2:05.678</b>	82.8	41.916	56.409	27.353
1	12:23:09.293		99.6		26.320	19.590	6	12:30:47.942	<b>1:10.217</b>	82.4	23.145	26.997	20.075
2	12:24:16.795	<b>1:07.502</b>	100.2	22.123	26.438	18.941	7	12:31:58.701	<b>1:10.759</b>	82.4	23.618	26.619	20.522
3	12:25:23.692	<b>1:06.897</b>	98.8	21.851	25.955	19.091	8	12:33:09.030	<b>1:10.329</b>	83.0	23.009	27.419	19.901
4	12:27:19.020	<b>1:55.328</b>	35.9	33.567	43.825	37.936	9	12:34:19.365	<b>1:10.335</b>	82.6	23.323	27.395	19.617
5	12:29:30.486	<b>2:11.466</b>	93.6	47.185	55.210	29.071	10	12:35:29.524	<b>1:10.159</b>	82.4	23.823	26.748	19.588
6	12:30:36.581	<b>1:06.095</b>	100.0	21.696	25.777	18.622	11	12:36:38.132	<b>1:08.608</b>	82.8	<b>22.554</b>	<b>26.520</b>	<b>19.534</b>
7	12:31:44.204	<b>1:07.623</b>	100.6	21.571	26.829	19.223	12	12:37:48.824	<b>1:10.692</b>	82.2	23.680	26.815	20.197
8	12:32:50.758	<b>1:06.554</b>	100.2	21.812	25.966	18.776	13	12:38:58.652	<b>1:09.828</b>	<b>83.1</b>	22.967	27.041	19.820
9	12:33:56.855	<b>1:06.097</b>	100.3	<b>21.471</b>	25.760	18.866	<b>(32) Alasdair COATES</b>						
10	12:35:03.036	<b>1:06.181</b>	101.1	21.965	25.497	18.719	1	12:23:21.516		83.4		30.629	21.301
11	12:36:08.607	<b>1:05.571</b>	100.5	21.614	25.459	18.498	2	12:24:36.438	<b>1:14.922</b>	80.7	25.856	28.760	20.306
12	12:37:14.220	<b>1:05.613</b>	<b>101.2</b>	21.556	25.748	<b>18.309</b>	3	12:25:50.470	<b>1:14.032</b>	69.2	23.969	27.984	22.079
13	12:38:20.397	<b>1:06.177</b>	100.3	21.693	<b>25.409</b>	19.075	4	12:27:34.951	<b>1:44.481</b>	43.4	27.057	37.820	39.604
<b>(51) Barry EASTAUGH</b>							5	12:29:41.370	<b>2:06.419</b>	84.3	41.411	56.648	28.360
1	12:23:13.180		90.8		27.098	19.989	6	12:30:52.580	<b>1:11.210</b>	86.0	23.730	27.808	19.672
2	12:24:23.228	<b>1:10.048</b>	91.8	22.909	27.420	19.719	7	12:32:03.337	<b>1:10.757</b>	87.5	22.902	27.568	20.287
3	12:25:32.622	<b>1:09.394</b>	77.7	22.614	26.739	20.041	8	12:33:13.173	<b>1:09.836</b>	85.8	22.758	<b>27.152</b>	19.926
4	12:27:24.362	<b>1:51.740</b>	36.8	30.400	44.446	36.894	9	12:34:23.259	<b>1:10.086</b>	87.0	22.888	27.541	19.657
5	12:29:32.957	<b>2:08.595</b>	93.1	45.077	56.341	27.177	10	12:35:32.893	<b>1:09.634</b>	<b>87.8</b>	<b>22.521</b>	27.558	<b>19.555</b>
6	12:30:41.003	<b>1:08.046</b>	94.0	22.039	26.736	19.271	11	12:36:43.885	<b>1:10.992</b>	85.2	22.558	27.233	21.201
7	12:31:48.035	<b>1:07.032</b>	93.2	<b>21.813</b>	25.880	19.339	12	12:37:54.197	<b>1:10.312</b>	86.8	22.999	27.164	20.149
8	12:32:55.432	<b>1:07.397</b>	94.1	22.178	25.976	19.243	13	12:39:07.070	<b>1:12.873</b>	77.3	23.003	28.258	21.612
9	12:34:02.101	<b>1:06.669</b>	<b>94.9</b>	22.008	26.039	<b>18.622</b>	<b>(55) Colin CALDER</b>						
10	12:35:10.868	<b>1:08.767</b>	94.4	22.724	26.999	19.044	1	12:23:14.840		93.2		28.104	19.989
11	12:36:18.151	<b>1:07.283</b>	94.8	22.154	<b>25.753</b>	19.376	2	12:24:25.285	<b>1:10.445</b>	95.3	23.317	27.080	20.048
12	12:37:25.029	<b>1:06.878</b>	94.3	22.333	25.891	18.654	3	12:25:34.618	<b>1:09.333</b>	68.2	22.683	26.270	20.380
13	12:38:32.503	<b>1:07.474</b>	94.0	22.373	26.063	19.038	4	12:27:25.493	<b>1:50.875</b>	36.4	32.009	42.362	36.504
<b>(21) Jimmy CROW</b>							5	12:29:33.990	<b>2:08.497</b>	94.9	45.512	55.991	26.994
1	12:23:11.664		89.6		27.246	19.688	6	12:30:42.040	<b>1:08.500</b>	96.1	23.112	26.268	18.670
2	12:24:19.630	<b>1:07.966</b>	90.2	22.043	26.599	19.324	7	12:31:48.225	<b>1:06.185</b>	97.3	<b>22.175</b>	<b>25.201</b>	18.809
3	12:25:27.391	<b>1:07.761</b>	84.1	21.871	26.594	19.296	8	12:32:55.764	<b>1:07.539</b>	<b>98.0</b>	22.490	25.881	19.168
4	12:27:22.210	<b>1:54.819</b>	37.7	31.397	45.166	38.256	9	12:34:37.874	<b>1:42.110</b>	95.9	53.991	28.876	19.243
5	12:29:31.032	<b>2:08.822</b>	<b>90.6</b>	45.539	55.270	28.013	10	12:35:44.097	<b>1:06.223</b>	96.4	22.184	25.364	18.675
6	12:30:38.696	<b>1:07.664</b>	90.3	22.221	26.317	19.126	11	12:36:51.288	<b>1:07.191</b>	95.9	22.847	25.702	18.642
7	12:31:45.876	<b>1:07.180</b>	90.3	21.783	26.346	<b>19.051</b>	12	12:38:00.482	<b>1:09.194</b>	97.0	22.690	26.232	20.272
8	12:32:53.346	<b>1:07.470</b>	90.1	<b>21.667</b>	26.450	19.353	13	12:39:08.535	<b>1:08.053</b>	97.1	23.037	26.547	<b>18.469</b>
9	12:34:01.138	<b>1:07.792</b>	86.9	22.108	<b>26.164</b>	19.520	<b>(77) Richard MERRELL</b>						
10	12:35:09.710	<b>1:08.572</b>	87.3	22.685	26.399	19.488	1	12:23:22.631		83.7		30.854	21.555
11	12:36:17.661	<b>1:07.951</b>	89.2	22.133	26.423	19.395	2	12:24:37.544	<b>1:14.913</b>	84.3	25.125	29.195	20.593
12	12:37:25.397	<b>1:07.736</b>	90.4	22.047	26.235	19.454	3	12:25:51.548	<b>1:14.004</b>	65.4	23.727	27.836	22.441
13	12:38:33.557	<b>1:08.160</b>	90.1	22.515	26.541	19.104	4	12:27:37.095	<b>1:45.547</b>	48.8	31.380	34.976	39.191
<b>(64) Adam KINMOND</b>							5	12:29:45.756	<b>2:08.661</b>	83.4	41.830	56.914	29.917
1	12:23:17.320		92.3		29.060	20.876	6	12:30:58.091	<b>1:12.335</b>	83.8	23.716	28.596	20.023
2	12:24:27.782	<b>1:10.462</b>	91.7	22.976	27.106	20.380	7	12:32:08.038	<b>1:09.947</b>	84.1	22.831	27.425	19.691
3	12:25:37.963	<b>1:10.181</b>	82.1	22.480	27.198	20.503	8	12:33:17.989	<b>1:09.951</b>	83.9	22.527	27.451	19.973
4	12:27:28.025	<b>1:50.062</b>	42.1	30.293	42.463	37.306	9	12:34:29.517	<b>1:11.528</b>	81.4	23.635	27.362	20.531
5	12:29:35.099	<b>2:07.074</b>	<b>92.8</b>	43.966	56.407	26.701	10	12:35:39.321	<b>1:09.804</b>	<b>84.5</b>	22.927	<b>26.966</b>	19.911
6	12:30:44.833	<b>1:09.734</b>	92.3	22.798	27.247	19.689	11	12:36:48.698	<b>1:09.377</b>	83.8	<b>22.293</b>	27.170	19.914
7	12:31:53.602	<b>1:08.769</b>	92.2	21.833	26.926	20.010	12	12:37:58.506	<b>1:09.808</b>	84.1	22.345	27.739	19.724
8	12:33:01.266	<b>1:07.664</b>	92.4	<b>21.741</b>	26.397	<b>19.526</b>	13	12:39:09.200	<b>1:10.694</b>	84.5	22.809	28.310	<b>19.575</b>
9	12:34:08.924	<b>1:07.658</b>	91.6	21.771	26.054	19.833	<b>(63) John KINMOND</b>						
10	12:35:17.578	<b>1:08.654</b>	92.4	22.362	25.929	20.363	1	12:23:23.252		78.4		30.666	21.964
11	12:36:25.842	<b>1:08.264</b>	90.8	22.006	26.265	19.993	2	12:24:38.560	<b>1:15.308</b>	77.9	24.718	29.319	21.271
12	12:37:34.330	<b>1:08.488</b>	92.1	22.136	26.473	19.879	3	12:25:51.830	<b>1:13.270</b>	58.6	24.057	27.644	21.569
13	12:38:42.503	<b>1:08.173</b>	90.2	21.902	<b>25.912</b>	20.359	4	12:27:39.523	<b>1:47.693</b>	48.7	32.519	34.755	40.419
<b>(11) Iain MITCHELL</b>							5	12:29:46.698	<b>2:07.175</b>	77.8	40.832	57.007	29.336
1	12:23:19.859		80.3		29.734	21.830	6	12:30:59.666	<b>1:12.968</b>	78.1	23.630	28.236	21.102
2	12:24:32.745	<b>1:12.886</b>	82.4	24.403	27.903	20.580	7	12:32:09.890	<b>1:10.224</b>	77.4	22.695	<b>26.766</b>	20.763
3	12:25:46.844	<b>1:14.099</b>	77.0	23.777	27.592	22.730	8	12:33:20.780	<b>1:10.890</b>	78.2	22.790	27.192	20.908
4	12:27:32.047	<b>1:45.203</b>	43.6	26.557	39.176	39.470	9	12:34:32.098	<b>1:11.318</b>	78.2	23.563	26.858	20.897
							10	12:35:42.459	<b>1:10.361</b>	78.4	22.731	27.079	20.551

Clerk of the Course

Orbits

Sig : Time :  
Chief Timekeeper - Ian Sharp (SMART Timing)

Results available at [www.smart-timing.co.uk](http://www.smart-timing.co.uk) and [www.speedhive.com](http://www.speedhive.com)



RACE WITH RESPECT



# KMSC/SMRC - Best of Scottish Motorsport

## Scottish Classic Sports & Saloon Championship

Knockhill 1.267 miles

### Race 10 - 1st Race

21/04/2024 12:05

### Race (13 Laps) started at 12:21:58

Lap	Time of Day	Lap Tm	SFSpd	S1	S2	S3	Lap	Time of Day	Lap Tm	SFSpd	S1	S2	S3
11	12:36:53.385	<b>1:10.926</b>	79.0	22.675	27.442	20.809	2	12:24:44.912	<b>1:17.927</b>	84.5	26.114	30.416	21.397
12	12:38:03.116	<b>1:09.731</b>	79.0	<b>22.610</b>	26.855	20.266	3	12:26:02.343	<b>1:17.431</b>	72.4	25.089	29.963	22.379
13	12:39:13.282	<b>1:10.166</b>	78.6	22.728	27.180	<b>20.258</b>	4	12:27:44.497	<b>1:42.154</b>	46.1	29.116	32.507	40.531
<b>(311) Stephen SADLER</b>							5	12:29:50.056	<b>2:05.559</b>	85.1	39.228	58.543	27.788
1	12:23:21.024		81.3		29.243	22.355	6	12:31:05.374	<b>1:15.318</b>	85.4	25.103	29.355	20.860
2	12:24:35.497	<b>1:14.473</b>	83.1	25.498	28.116	20.859	7	12:32:18.892	<b>1:13.518</b>	85.2	24.214	28.688	20.616
3	12:25:49.455	<b>1:13.958</b>	69.8	23.485	27.824	22.649	8	12:33:31.464	<b>1:12.572</b>	85.5	23.839	28.511	20.222
4	12:27:33.545	<b>1:44.090</b>	40.7	26.751	37.784	39.555	9	12:34:45.710	<b>1:14.246</b>	<b>85.9</b>	25.126	28.531	20.589
5	12:29:41.049	<b>2:07.504</b>	79.5	41.611	56.449	29.444	10	12:35:57.112	<b>1:11.402</b>	85.8	23.272	<b>28.062</b>	<b>20.068</b>
6	12:30:53.816	<b>1:12.767</b>	80.0	24.698	27.471	20.598	11	12:37:08.654	<b>1:11.542</b>	85.5	<b>23.152</b>	28.162	20.228
7	12:32:04.788	<b>1:10.972</b>	<b>85.1</b>	23.516	27.265	20.191	12	12:38:21.378	<b>1:12.724</b>	83.4	23.561	28.069	21.094
8	12:33:15.741	<b>1:10.953</b>	81.9	23.271	27.112	20.570	<b>(65) Paul GREEN</b>						
9	12:34:26.857	<b>1:11.116</b>	83.1	23.778	<b>26.915</b>	20.423	1	12:23:24.530		74.5		30.925	22.233
10	12:35:37.363	<b>1:10.506</b>	84.8	23.109	<b>27.238</b>	<b>20.159</b>	2	12:24:42.351	<b>1:17.821</b>	74.9	25.219	30.798	21.804
11	12:36:49.325	<b>1:11.962</b>	82.7	<b>23.027</b>	28.161	20.774	3	12:26:00.656	<b>1:18.305</b>	69.8	24.163	29.271	24.871
12	12:38:00.057	<b>1:10.732</b>	82.0	23.190	27.066	20.476	4	12:27:42.937	<b>1:42.281</b>	39.8	27.495	34.648	40.138
13	12:39:14.355	<b>1:14.298</b>	79.8	24.530	28.821	20.947	5	12:29:49.016	<b>2:06.079</b>	74.1	39.556	57.728	28.795
<b>(3) Michael ANDERSON</b>							6	12:31:03.149	<b>1:14.133</b>	74.7	24.446	28.173	21.514
1	12:23:23.651		82.2		31.003	22.096	7	12:32:16.504	<b>1:13.355</b>	75.0	24.219	27.956	21.180
2	12:24:40.681	<b>1:17.030</b>	84.8	25.602	30.618	20.810	8	12:33:30.279	<b>1:13.775</b>	75.1	23.982	28.765	21.028
3	12:25:52.111	<b>1:11.430</b>	81.9	23.199	27.747	20.484	9	12:34:45.429	<b>1:15.150</b>	75.1	25.679	28.355	21.116
4	12:27:41.139	<b>1:49.028</b>	42.6	29.614	36.918	42.496	10	12:35:59.137	<b>1:13.708</b>	75.7	24.424	28.315	20.969
5	12:29:47.226	<b>2:06.087</b>	83.6	40.085	56.996	29.006	11	12:37:11.595	<b>1:12.458</b>	<b>76.2</b>	<b>23.733</b>	27.821	20.904
6	12:31:00.299	<b>1:13.073</b>	83.3	24.224	27.851	20.998	12	12:38:24.974	<b>1:13.379</b>	76.0	25.120	<b>27.558</b>	<b>20.701</b>
7	12:32:12.236	<b>1:11.937</b>	83.6	23.411	27.785	20.741	<b>(5) Michael LONGSTAFFE</b>						
8	12:33:22.863	<b>1:10.627</b>	83.7	23.014	27.308	20.305	1	12:23:28.318		78.9		32.593	22.746
9	12:34:34.557	<b>1:11.694</b>	84.3	23.939	27.177	20.578	2	12:24:46.245	<b>1:17.927</b>	79.1	25.696	30.345	21.886
10	12:35:45.596	<b>1:11.039</b>	<b>85.9</b>	23.056	27.413	20.570	3	12:26:02.806	<b>1:16.561</b>	77.7	24.622	29.726	22.213
11	12:36:55.564	<b>1:09.968</b>	85.1	22.965	<b>26.753</b>	20.250	4	12:27:47.207	<b>1:44.401</b>	42.4	25.957	35.653	42.791
12	12:38:05.449	<b>1:09.885</b>	85.3	<b>22.850</b>	26.927	<b>20.108</b>	5	12:29:53.664	<b>2:06.457</b>	79.2	38.048	58.983	29.426
13	12:39:17.282	<b>1:11.833</b>	84.9	23.202	28.062	20.569	6	12:31:09.015	<b>1:15.351</b>	77.9	24.504	29.532	21.315
<b>(91) Craig HOUSTON</b>							7	12:32:22.752	<b>1:13.737</b>	78.0	24.156	<b>28.583</b>	20.998
1	12:23:24.915		89.0		31.518	20.774	8	12:33:36.238	<b>1:13.486</b>	78.5	23.728	28.966	<b>20.792</b>
2	12:24:38.848	<b>1:13.933</b>	90.3	24.195	28.669	21.069	9	12:34:51.432	<b>1:15.194</b>	78.3	24.872	28.773	21.549
3	12:25:50.718	<b>1:11.870</b>	77.0	24.217	27.524	20.129	10	12:36:05.130	<b>1:13.698</b>	77.2	24.132	28.610	20.956
4	12:27:36.174	<b>1:45.456</b>	46.4	27.684	38.073	39.699	11	12:37:19.762	<b>1:14.632</b>	<b>79.8</b>	<b>23.626</b>	29.837	21.169
5	12:29:43.809	<b>2:07.635</b>	90.7	41.249	57.331	29.055	12	12:38:35.719	<b>1:15.957</b>	78.9	24.394	29.275	22.288
6	12:30:53.495	<b>1:09.686</b>	<b>92.2</b>	22.865	27.048	19.773	<b>(66) Duncan O'NEILL</b>						
7	12:32:02.477	<b>1:08.982</b>	90.2	22.560	27.188	<b>19.234</b>	1	12:23:29.832					
8	12:33:10.847	<b>1:08.370</b>	89.2	<b>21.947</b>	<b>26.345</b>	20.078	2	12:24:49.542	<b>1:19.710</b>				
9	12:34:20.505	<b>1:09.658</b>	89.8	22.419	27.210	20.029	3	12:26:10.578	<b>1:21.036</b>				
10	12:35:30.659	<b>1:10.154</b>	90.0	23.887	26.967	19.300	4	12:27:49.279	<b>1:38.701</b>				
11	12:36:45.727	<b>1:15.068</b>	73.4	22.717	28.878	23.473	5	12:29:55.270	<b>2:05.991</b>				
12	12:38:02.069	<b>1:16.342</b>	78.3	24.290	29.723	22.329	6	12:31:12.810	<b>1:17.540</b>				
13	12:39:25.012	<b>1:22.943</b>	62.2	26.013	31.458	25.472	7	12:32:29.675	<b>1:16.865</b>				
<b>(58) John MARSHALL</b>							8	12:33:45.193	<b>1:15.518</b>				
1	12:23:19.384		84.7		29.776	21.647	9	12:35:01.356	<b>1:16.163</b>				
2	12:24:32.416	<b>1:13.032</b>	84.8	23.511	28.584	20.937	10	12:36:17.402	<b>1:16.046</b>				
3	12:25:44.995	<b>1:12.579</b>	84.7	23.373	28.034	21.172	11	12:37:33.486	<b>1:16.084</b>				
4	12:27:29.131	<b>1:44.136</b>	45.6	25.253	41.299	37.584	12	12:38:50.572	<b>1:17.086</b>				
5	12:29:36.563	<b>2:07.432</b>	89.2	43.816	56.327	27.289	<b>(28) Fraser TURNBULL</b>						
6	12:30:48.056	<b>1:11.493</b>	<b>90.3</b>	23.467	27.905	20.121	1	12:23:31.269		69.4		32.961	23.717
7	12:31:58.280	<b>1:10.224</b>	86.7	<b>22.610</b>	27.175	20.439	2	12:24:51.087	<b>1:19.818</b>	69.7	26.418	30.638	22.762
8	12:33:08.213	<b>1:09.933</b>	87.5	23.030	27.091	<b>19.812</b>	3	12:26:11.199	<b>1:20.112</b>	70.0	25.820	30.175	24.117
9	12:34:19.718	<b>1:11.505</b>	89.6	23.650	27.848	20.007	4	12:27:52.144	<b>1:40.945</b>	49.1	27.059	31.048	42.838
10	12:35:31.498	<b>1:11.780</b>	88.6	24.117	27.235	20.428	5	12:29:56.023	<b>2:03.879</b>	70.6	34.896	1:00.369	28.614
11	12:36:42.860	<b>1:11.362</b>	86.3	23.257	27.447	20.658	6	12:31:13.554	<b>1:17.531</b>	70.8	25.573	29.684	22.274
12	12:37:53.107	<b>1:10.247</b>	90.2	23.335	<b>26.790</b>	20.122	7	12:32:30.708	<b>1:17.154</b>	70.4	25.426	29.703	22.025
13	12:39:28.047	<b>1:34.940</b>	86.6	23.431	51.150	20.359	8	12:33:46.825	<b>1:16.117</b>	70.3	<b>24.762</b>	29.340	22.015
<b>(69) Niki DICKSON</b>							9	12:35:03.327	<b>1:16.502</b>	70.0	25.291	<b>29.281</b>	21.930
1	12:23:26.985		84.7		32.173	22.801	10	12:36:20.687	<b>1:17.360</b>	70.3	25.022	29.428	22.910
							11	12:37:36.764	<b>1:16.077</b>	70.7	24.869	29.313	<b>21.895</b>



Bulletin No. \_\_\_\_\_

# KMSC/SMRC - Best of Scottish Motorsport

Scottish Classic Sports & Saloon Championship

Knockhill 1.267 miles

Race 10 - 1st Race

21/04/2024 12:05

Race (13 Laps) started at 12:21:58



Lap	Time of Day	Lap Tm	SFSpd	S1	S2	S3	Lap	Time of Day	Lap Tm	SFSpd	S1	S2	S3
12	12:38:52.259	<b>1:15.495</b>	70.9	24.964									
<b>(15) Ewan ANDERSON</b>													
1	12:23:33.667		70.8		33.368	24.787							
2	12:24:56.057	<b>1:22.390</b>	71.8	26.291	32.508	23.591							
3	12:26:22.569	<b>1:26.512</b>	65.3	26.023	34.127	26.362							
4	12:27:58.099	<b>1:35.530</b>	39.7	28.192	33.535	33.803							
5	12:30:03.105	<b>2:05.006</b>	70.5	32.460	1:03.467	29.079							
6	12:31:21.714	<b>1:18.609</b>	72.3	25.728	30.495	22.386							
7	12:32:39.870	<b>1:18.156</b>	73.2	25.266	30.148	22.742							
8	12:33:58.352	<b>1:18.482</b>	72.2	24.999	29.886	23.597							
9	12:35:19.433	<b>1:21.081</b>	73.3	27.123	30.604	23.354							
10	12:36:36.062	<b>1:16.629</b>	<b>74.6</b>	24.949	<b>29.514</b>	<b>22.166</b>							
11	12:37:53.298	<b>1:17.236</b>	72.8	<b>24.547</b>	30.450	22.239							
12	12:39:12.617	<b>1:19.319</b>	72.5	25.685	31.442	22.192							
<b>(67) Richard COOPER</b>													
1	12:23:33.856		<b>70.7</b>		32.574	23.597							
2	12:24:54.699	<b>1:20.843</b>	64.3	26.970	31.217	<b>22.656</b>							
3	12:26:19.699	<b>1:25.000</b>	58.3	25.657	33.768	25.575							
4	12:27:56.019	<b>1:36.320</b>	37.6	27.793	32.525	36.002							
5	12:29:58.318	<b>2:02.299</b>	63.4	32.323	1:01.415	28.561							
6	12:31:17.188	<b>1:18.870</b>	63.1	25.856	<b>29.935</b>	23.079							
7	12:32:36.487	<b>1:19.299</b>	62.5	25.652	30.141	23.506							
8	12:33:56.165	<b>1:19.678</b>	64.2	25.868	30.371	23.439							
9	12:35:17.147	<b>1:20.982</b>	64.0	25.809	32.259	22.914							
10	12:36:35.900	<b>1:18.753</b>	65.2	<b>25.590</b>	30.263	22.900							
11	12:37:56.323	<b>1:20.423</b>	65.5	26.587	30.134	23.702							
12	12:39:16.300	<b>1:19.977</b>	65.5	26.420	30.310	23.247							
<b>(7) Keiron BAILLIE</b>													
1	12:23:25.800		<b>80.7</b>		32.143	<b>22.213</b>							

Clerk of the Course

Orbits

Sig : Time :  
 Chief Timekeeper - Ian Sharp (SMART Timing)  
 Results available at [www.smart-timing.co.uk](http://www.smart-timing.co.uk) and [www.speedhive.com](http://www.speedhive.com)

Printed: 21/04/2024 12:44:44



RACE WITH RESPECT



Bulletin No. \_\_\_\_\_

# KMSC/SMRC - Best of Scottish Motorsport

## Lapchart

Scottish Classic Sports & Saloon Championship

Knockhill 1.267 miles

Race 10 - 1st Race

21/04/2024 12:05

Race (13 Laps) started at 12:21:58



Competitors	Laps												
	1	2	3	4	5	6	7	8	9	10	11	12	13
Andrew GRAHAM (78)	1	78	78	78	78	78	78	78	78	78	78	78	78
Jimmy CROW (21)	2	21	21	21	21	21	21	21	21	21	21	51	51
Barry EASTAUGH (51)	3	51	51	51	51	51	51	51	51	51	51	21	21
Colin CALDER (55)	4	55	55	55	55	55	55	55	55	64	64	64	64
Adam KINMOND (64)	5	64	64	64	64	64	64	64	11	11	11	11	11
John MARSHALL (58)	6	58	58	58	58	58	11	58	58	58	91	58	32
Iain MITCHELL (11)	7	11	11	11	11	11	58	11	11	91	58	32	55
Stephen SADLER (311)	8	311	311	311	311	311	32	91	91	32	32	91	77
Alasdair COATES (32)	9	32	32	32	32	32	91	32	32	311	311	77	63
Richard MERRELL (77)	10	77	77	91	91	91	311	311	311	77	77	311	55
John KINMOND (63)	11	63	63	77	77	77	77	77	63	63	55	91	3
Michael ANDERSON (3)	12	3	91	63	63	63	63	63	3	55	63	63	91
Paul GREEN (65)	13	65	3	3	3	3	3	3	55	3	3	3	58
Craig HOUSTON (91)	14	91	65	65	65	65	65	65	65	69	69	69	
Keiron BAILLIE (7)	15	7	69	69	69	69	69	69	69	69	65	65	65
Niki DICKSON (69)	16	69	5	5	5	5	5	5	5	5	5	5	5
Michael LONGSTAFFE (5)	17	5	66	66	66	66	66	66	66	66	66	66	66
Duncan O'NEILL (66)	18	66	28	28	28	28	28	28	28	28	28	28	28
Fraser TURNBULL (28)	19	28	67	67	67	67	67	67	67	67	15	15	
Ewan ANDERSON (15)	20	15	15	15	15	15	15	15	15	15	67	67	
Richard COOPER (67)	21	67											
-	22												

Clerk of the Course

Orbits

Sig : Time :  
 Chief Timekeeper - Ian Sharp (SMART Timing)  
 Results available at [www.smart-timing.co.uk](http://www.smart-timing.co.uk) and [www.speedhive.com](http://www.speedhive.com)  
 Printed: 21/04/2024 12:45:14







Bulletin No. \_\_\_\_\_

# KMSC/SMRC - Best of Scottish Motorsport

Scottish Classic Sports & Saloon Championship

Knockhill 1.267 miles

Race 16 - 2nd Race

21/04/2024 15:35

Race (12 Laps)

POLE POSITION

2  
51 Barry EASTAUGH

1  
78 Andrew GRAHAM

1

4  
64 Adam KINMOND

3  
21 Jimmy CROW

2

6  
32 Alasdair COATES

5  
11 Iain MITCHELL

3

8  
77 Richard MERRELL

7  
55 Colin CALDER

4

10  
311 Stephen SADLER

9  
63 John KINMOND

5

12  
91 Craig HOUSTON

11  
3 Michael ANDERSON

6

14  
69 Niki DICKSON

13  
58 John MARSHALL

7

16  
5 Michael LONGSTAFFE

15  
65 Paul GREEN

8

18  
28 Fraser TURNBULL

17  
66 Duncan O'NEILL

9

20  
67 Richard COOPER

19  
15 Ewan ANDERSON

10

Clerk of the Course

Orbits

Sig : Time :  
Chief Timekeeper - Ian Sharp (SMART Timing)  
Results available at [www.smart-timing.co.uk](http://www.smart-timing.co.uk) and [www.speedhive.com](http://www.speedhive.com)






Bulletin No. \_\_\_\_\_

# KMSC/SMRC - Best of Scottish Motorsport

<b>Scottish Classic Sports &amp; Saloon Championship</b>	<b>Knockhill 1.267 miles</b>
<b>Race 16 - 2nd Race</b>	<b>21/04/2024 15:35</b>
<b>Race (12 Laps)</b>	



**22**

71 Paul BOWERS

**21**

7 Keiron BAILLIE

**11**



**KMSC/SMRC - Best of Scottish Motorsport**
**Sorted on Laps**
**Scottish Mini Cooper & Cooper S Cup**
**Knockhill 1.267 miles**
**Race 11 - 2nd Race - AMENDED RESULT**
**21/04/2024 12:30**
**Race (12 Laps) started at 12:51:53**

Pos	No.	Name	Make/Model	CC	Class	Laps	Total Tm	Diff	Best Tm	In Lap	2nd Best
1	97	Jamie BLAKE	Mini Cooper R53	1600S	R53	12	13:07.859		1:03.571	12	1:03.743
2	14	Rich FLETT	Mini Cooper R53	1600S	R53	12	13:19.958	12.099	1:05.325	7	1:05.497
3	91	Robbie DALGLEISH	Mini Cooper	1600	SM	12	13:35.211	27.352	1:06.240	11	1:06.432
4	25	Chad LITTLE	Mini Cooper	1600	SM	12	13:35.558	27.699	1:06.676	11	1:06.756
5	70	Oly MORTIMER	Mini Cooper	1600	SM	12	13:36.308	28.449	1:06.365	12	1:06.403
6	18	Daniel PATTERSON	Mini Cooper	1600	SM	12	13:42.179	34.320	1:06.890	9	1:06.993
7	23	Ian MUNRO	Mini Cooper	1600	SM	12	13:42.558	34.699	1:06.562	11	1:06.900
8	65	Jack IRVINE	Mini Cooper	1600	SM	12	13:46.334	38.475	1:07.291	9	1:07.387
9	27	Martin WIJETUNGA	Mini Cooper	1600	SMN	12	14:01.280	53.421	1:08.101	7	1:08.473
10	22	Jason BALLANTYNE	Mini Cooper	1600	SM	12	14:03.037	55.178	1:07.167	11	1:07.852
11	88	Barry HOLMES	Mini Cooper	1600	SM	11	13:09.816	1 Lap	1:09.145	10	1:09.298
12	12	Jacob HEAP	Mini Cooper	1600	SMN	11	13:15.221	1 Lap	1:09.833	10	1:10.360
13	80	Ross FOSTER	Mini Cooper	1600	SMN	11	13:15.443	1 Lap	1:08.302	10	1:09.353
14	16	William SMITH	Mini Cooper	1600	SM	11	13:21.929	1 Lap	1:10.458	10	1:10.737
15	5	Jonathan WILD	Mini Cooper	1600	SMN	11	13:23.663	1 Lap	1:10.410	10	1:10.671
16	52	Michael WILLIAMS	Mini Cooper	1600	SMN	11	13:25.805	1 Lap	1:10.448	10	1:10.883
17	164	Curtis PATERSON	Mini Cooper	1600	SMN	11	13:56.881	1 Lap	1:12.057	5	1:12.436
18	13	Blair DRYBURGH	Mini Cooper	1600	SMN	10	14:28.111	2 Laps	1:12.064	4	1:13.065

**Not classified**

DNF	333	Ewan ROBERTSON	Mini Cooper	1600	SM	6	7:16.253	DNF	1:10.274	5	1:10.636
DNS	20	Kyle REID	Mini Cooper	1600	Gue			DNS		0	
DQ	53	Stuart McPHADEN	Mini Cooper	1600	Gue	12	14:13.238	DQ	1:08.538	11	1:08.744

**Announcements**

AMENDED RESULT 14:27 Car No.53 Disqualified - Contact with another car (Chp12, App7, Art8)

Margin of Victory	Avg. Speed	Best Lap Tm	Best Speed	Best Lap by
12.099	69.467	1:03.571	71.744	97 - Jamie BLAKE

**Clerk of the Course**
**Orbits**

 Sig : Time :  
 Chief Timekeeper - Ian Sharp (SMART Timing)

 Results available at [www.smart-timing.co.uk](http://www.smart-timing.co.uk) and [www.speedhive.com](http://www.speedhive.com)

Printed: 21/04/2024 14:40:10



**KMSC/SMRC - Best of Scottish Motorsport**
**Scottish Mini Cooper & Cooper S Cup**
**Knockhill 1.267 miles**
**Race 11 - 2nd Race - AMENDED RESULT**
**21/04/2024 12:30**
**Race (12 Laps) started at 12:51:53**

Lap	Time of Day	Lap Tm	SFSpd	S1	S2	S3
<b>(97) Jamie BLAKE</b>						
1	12:53:04.647		87.0		25.923	19.370
2	12:54:11.439	<b>1:06.792</b>	<b>88.0</b>	22.185	25.526	19.081
3	12:55:17.435	<b>1:05.996</b>	87.2	21.838	25.055	19.103
4	12:56:22.921	<b>1:05.486</b>	86.5	21.738	24.876	18.872
5	12:57:28.018	<b>1:05.097</b>	86.5	21.329	24.854	18.914
6	12:58:32.719	<b>1:04.701</b>	86.5	21.167	24.526	19.008
7	12:59:37.570	<b>1:04.851</b>	87.8	21.190	24.609	19.052
8	13:00:42.988	<b>1:05.418</b>	87.7	21.567	24.967	18.884
9	13:01:48.819	<b>1:05.831</b>	87.5	21.961	24.913	18.957
10	13:02:54.215	<b>1:05.396</b>	86.8	21.712	24.900	18.784
11	13:03:57.958	<b>1:03.743</b>	86.9	<b>20.769</b>	<b>24.147</b>	<b>18.827</b>
12	13:05:01.529	<b>1:03.571</b>	87.2	20.926	24.209	<b>18.436</b>

Lap	Time of Day	Lap Tm	SFSpd	S1	S2	S3
<b>(14) Rich FLETT</b>						
1	12:53:04.484		86.4		26.127	19.377
2	12:54:11.246	<b>1:06.762</b>	85.9	21.977	25.686	19.099
3	12:55:17.051	<b>1:05.805</b>	85.6	21.788	25.170	18.847
4	12:56:23.301	<b>1:06.250</b>	<b>86.9</b>	21.768	25.531	18.951
5	12:57:29.738	<b>1:06.437</b>	85.9	21.993	25.380	19.064
6	12:58:35.333	<b>1:05.595</b>	85.6	21.628	<b>25.083</b>	18.884
7	12:59:40.658	<b>1:05.325</b>	86.0	<b>21.436</b>	25.109	18.780
8	13:00:47.972	<b>1:07.314</b>	85.7	21.953	26.683	18.678
9	13:01:53.818	<b>1:05.846</b>	85.3	21.708	25.250	18.888
10	13:02:59.315	<b>1:05.497</b>	85.5	21.620	25.213	<b>18.664</b>
11	13:04:06.481	<b>1:07.166</b>	85.7	22.196	25.790	19.180
12	13:05:13.628	<b>1:07.147</b>	86.0	21.768	26.685	18.694

Lap	Time of Day	Lap Tm	SFSpd	S1	S2	S3
<b>(91) Robbie DALGLEISH</b>						
1	12:53:08.959		76.1		26.996	20.464
2	12:54:17.847	<b>1:08.888</b>	75.4	22.607	26.106	20.175
3	12:55:26.069	<b>1:08.222</b>	75.3	22.085	25.962	20.175
4	12:56:33.584	<b>1:07.515</b>	75.5	21.861	25.618	20.036
5	12:57:40.697	<b>1:07.113</b>	76.2	21.664	25.528	19.921
6	12:58:47.625	<b>1:06.928</b>	76.1	21.764	25.389	19.775
7	12:59:54.057	<b>1:06.432</b>	76.7	21.643	25.176	19.613
8	13:01:01.151	<b>1:07.094</b>	<b>77.0</b>	21.979	25.367	19.748
9	13:02:09.370	<b>1:08.219</b>	74.2	21.866	25.940	20.413
10	13:03:15.975	<b>1:06.605</b>	76.6	22.180	<b>24.904</b>	<b>19.521</b>
11	13:04:22.215	<b>1:06.240</b>	76.9	<b>21.325</b>	25.005	19.910
12	13:05:28.881	<b>1:06.666</b>	75.9	21.647	25.008	20.011

Lap	Time of Day	Lap Tm	SFSpd	S1	S2	S3
<b>(25) Chad LITTLE</b>						
1	12:53:08.148		75.1		26.820	20.537
2	12:54:16.799	<b>1:08.651</b>	75.4	22.589	26.169	19.893
3	12:55:24.678	<b>1:07.879</b>	75.3	22.262	25.720	19.897
4	12:56:32.360	<b>1:07.682</b>	75.3	22.037	25.577	20.068
5	12:57:39.610	<b>1:07.250</b>	75.2	21.996	25.426	19.828
6	12:58:46.494	<b>1:06.884</b>	75.9	21.881	25.226	19.777
7	12:59:53.595	<b>1:07.101</b>	75.5	21.772	25.455	19.874
8	13:01:00.837	<b>1:07.242</b>	76.1	22.114	25.296	19.832
9	13:02:08.621	<b>1:07.784</b>	75.7	21.928	25.983	19.873
10	13:03:15.377	<b>1:06.756</b>	75.6	21.890	25.102	19.764
11	13:04:22.053	<b>1:06.676</b>	<b>76.8</b>	<b>21.668</b>	25.020	19.988
12	13:05:29.228	<b>1:07.175</b>	76.3	22.487	<b>24.950</b>	<b>19.738</b>

Lap	Time of Day	Lap Tm	SFSpd	S1	S2	S3
<b>(70) Oly MORTIMER</b>						
1	12:53:09.392		74.6		26.821	20.734
2	12:54:18.927	<b>1:09.535</b>	74.6	22.840	26.313	20.382
3	12:55:27.187	<b>1:08.260</b>	74.4	22.278	25.917	20.065
4	12:56:34.664	<b>1:07.477</b>	75.5	21.914	25.725	19.838
5	12:57:41.949	<b>1:07.285</b>	75.6	21.829	25.610	19.846
6	12:58:48.962	<b>1:07.013</b>	75.2	21.782		
7	12:59:55.697	<b>1:06.735</b>	75.7	<b>21.638</b>	25.328	19.769
8	13:01:02.100	<b>1:06.403</b>	75.3	21.807	<b>25.022</b>	<b>19.574</b>

Lap	Time of Day	Lap Tm	SFSpd	S1	S2	S3
9	13:02:09.342	<b>1:07.242</b>	<b>76.1</b>	21.700	25.882	19.660
10	13:03:16.812	<b>1:07.470</b>	75.5	22.486	25.228	19.756
11	13:04:23.613	<b>1:06.801</b>	75.7	21.779	25.279	19.743
12	13:05:29.978	<b>1:06.365</b>	75.9	21.703	25.064	19.598

Lap	Time of Day	Lap Tm	SFSpd	S1	S2	S3
<b>(18) Daniel PATTERSON</b>						
1	12:53:08.031		74.5		26.721	20.908
2	12:54:18.256	<b>1:10.225</b>	75.0	23.249	26.229	20.747
3	12:55:27.611	<b>1:09.355</b>	76.0	22.583	26.030	20.742
4	12:56:36.242	<b>1:08.631</b>	76.1	22.362	25.704	20.565
5	12:57:43.659	<b>1:07.417</b>	76.2	21.962	25.423	20.032
6	12:58:50.922	<b>1:07.263</b>	<b>76.5</b>	22.004	25.390	19.869
7	13:00:00.059	<b>1:09.137</b>	76.5	21.859	27.466	19.812
8	13:01:07.411	<b>1:07.352</b>	76.1	21.920	25.623	19.809
9	13:02:14.301	<b>1:06.890</b>	76.4	21.930	<b>25.068</b>	19.874
10	13:03:21.441	<b>1:07.140</b>	75.9	<b>21.808</b>	25.422	19.910
11	13:04:28.434	<b>1:06.993</b>	76.5	21.914	25.367	<b>19.712</b>
12	13:05:35.849	<b>1:07.415</b>	76.3	22.085	25.415	19.915

Lap	Time of Day	Lap Tm	SFSpd	S1	S2	S3
<b>(23) Ian MUNRO</b>						
1	12:53:09.737		75.3		26.670	20.770
2	12:54:20.143	<b>1:10.406</b>	75.5	23.182	26.718	20.506
3	12:55:28.770	<b>1:08.627</b>	75.4	22.310	26.174	20.143
4	12:56:37.103	<b>1:08.333</b>	<b>76.5</b>	22.280	26.018	20.035
5	12:57:45.314	<b>1:08.211</b>	76.1	21.887	26.225	20.099
6	12:58:52.942	<b>1:07.628</b>	75.1	21.635	25.657	20.336
7	13:00:00.622	<b>1:07.680</b>	76.0	21.729	26.017	19.934
8	13:01:08.036	<b>1:07.414</b>	75.7	22.033	25.474	19.907
9	13:02:14.936	<b>1:06.900</b>	76.3	21.700	25.275	19.925
10	13:03:22.611	<b>1:07.675</b>	75.9	21.623	25.936	20.116
11	13:04:29.173	<b>1:06.562</b>	75.8	<b>21.447</b>	25.236	<b>19.879</b>
12	13:05:36.228	<b>1:07.055</b>	75.8	21.807	<b>25.198</b>	20.050

Lap	Time of Day	Lap Tm	SFSpd	S1	S2	S3
<b>(65) Jack IRVINE</b>						
1	12:53:09.188		74.7		27.264	20.712
2	12:54:18.939	<b>1:09.751</b>	74.8	22.786	26.306	20.659
3	12:55:28.040	<b>1:09.101</b>	76.1	22.607	25.984	20.510
4	12:56:36.527	<b>1:08.487</b>	75.4	22.300	25.642	20.545
5	12:57:44.771	<b>1:08.244</b>	76.2	21.988	26.050	20.206
6	12:58:53.241	<b>1:08.470</b>	75.8	21.827	25.825	20.818
7	13:00:01.245	<b>1:08.004</b>	<b>76.6</b>	22.113	25.649	20.242
8	13:01:08.903	<b>1:07.658</b>	76.1	22.048	<b>25.356</b>	20.254
9	13:02:16.194	<b>1:07.291</b>	76.6	21.897	25.393	20.001
10	13:03:23.979	<b>1:07.785</b>	76.2	21.999	25.786	<b>20.000</b>
11	13:04:31.366	<b>1:07.387</b>	76.2	<b>21.771</b>	25.557	20.059
12	13:05:40.004	<b>1:08.638</b>	74.6	22.159	26.154	20.325

Lap	Time of Day	Lap Tm	SFSpd	S1	S2	S3
<b>(27) Martin WIJETUNGA</b>						
1	12:53:13.405		75.1		28.269	20.875
2	12:54:23.035	<b>1:09.630</b>	74.8	22.512	26.739	20.379
3	12:55:32.884	<b>1:09.849</b>	74.9	22.795	26.461	20.593
4	12:56:43.140	<b>1:10.256</b>	75.1	22.713	26.815	20.728
5	12:57:52.983	<b>1:09.843</b>	74.5	22.662	26.465	20.716
6	12:59:02.169	<b>1:09.186</b>	75.0	22.907	25.909	20.370
7	13:00:10.270	<b>1:08.101</b>	75.5	<b>22.092</b>	26.015	<b>19.994</b>
8	13:01:19.118	<b>1:08.848</b>	75.3	22.304	26.198	20.346
9	13:02:28.338	<b>1:09.220</b>	74.6	22.525	26.277	20.418
10	13:03:37.401	<b>1:09.063</b>	75.1	22.644	26.117	20.302
11	13:04:45.874	<b>1:08.473</b>	74.9	22.480	<b>25.849</b>	20.144
12	13:05:54.950	<b>1:09.076</b>	<b>75.6</b>	22.523	26.501	20.052

Lap	Time of Day	Lap Tm	SFSpd	S1	S2	S3
<b>(22) Jason BALLANTYNE</b>						
1	12:53:17.632		76.2		29.226	21.190
2	12:54:28.8					

**KMSC/SMRC - Best of Scottish Motorsport**
**Scottish Mini Cooper & Cooper S Cup**
**Knockhill 1.267 miles**
**Race 11 - 2nd Race - AMENDED RESULT**
**21/04/2024 12:30**
**Race (12 Laps) started at 12:51:53**

Lap	Time of Day	Lap Tm	SFSpd	S1	S2	S3
5	12:57:59.690	<b>1:08.979</b>	76.5	22.759	26.102	20.118
6	12:59:08.922	<b>1:09.232</b>	76.1	22.866	26.166	20.200
7	13:00:17.761	<b>1:08.839</b>	76.3	22.413	26.409	20.017
8	13:01:25.797	<b>1:08.036</b>	76.4	22.511	<b>25.579</b>	19.946
9	13:02:33.767	<b>1:07.970</b>	75.8	22.132	25.833	20.005
10	13:03:41.619	<b>1:07.852</b>	76.1	22.008	25.857	19.987
11	13:04:48.786	<b>1:07.167</b>	76.3	21.855	25.589	<b>19.723</b>
12	13:05:56.707	<b>1:07.921</b>	<b>76.8</b>	<b>21.838</b>	26.108	19.975

Lap	Time of Day	Lap Tm	SFSpd	S1	S2	S3
5	12:58:09.773	<b>1:12.086</b>	<b>74.2</b>	23.732	27.384	20.970
6	12:59:23.221	<b>1:13.448</b>	73.7	23.359	29.005	21.084
7	13:00:34.138	<b>1:10.917</b>	73.5	23.500	26.881	20.536
8	13:01:45.487	<b>1:11.349</b>	74.0	23.961	27.031	<b>20.357</b>
9	13:02:56.252	<b>1:10.765</b>	73.8	23.355	<b>26.661</b>	20.749
10	13:04:06.662	<b>1:10.410</b>	73.9	<b>23.056</b>	26.779	20.575
11	13:05:17.333	<b>1:10.671</b>	74.1	23.439	26.788	20.444

(88) Barry HOLMES

1	12:53:13.227		75.1		28.106	21.586
2	12:54:27.360	<b>1:14.133</b>	73.6	24.308	27.505	22.320
3	12:55:39.549	<b>1:12.189</b>	75.7	23.935	27.234	21.020
4	12:56:51.595	<b>1:12.046</b>	72.6	23.341	27.267	21.438
5	12:58:02.704	<b>1:11.109</b>	76.8	23.657	27.064	20.388
6	12:59:12.984	<b>1:10.280</b>	<b>77.0</b>	23.050	26.930	20.300
7	13:00:25.438	<b>1:12.454</b>	76.7	23.074	29.182	20.198
8	13:01:35.215	<b>1:09.777</b>	76.7	23.309	26.388	<b>20.080</b>
9	13:02:45.043	<b>1:09.828</b>	76.3	23.070	26.539	20.219
10	13:03:54.188	<b>1:09.145</b>	76.5	<b>22.499</b>	26.482	20.164
11	13:05:03.486	<b>1:09.298</b>	76.3	22.729	<b>26.272</b>	20.297

(52) Michael WILLIAMS

1	12:53:20.335					73.3
2	12:54:34.030	<b>1:13.695</b>			24.771	73.7
3	12:55:46.966	<b>1:12.936</b>			24.499	74.7
4	12:56:58.110	<b>1:11.144</b>			27.900	<b>75.8</b>
5	12:58:09.307	<b>1:11.197</b>			23.090	73.3
6	12:59:22.593	<b>1:13.286</b>			23.379	73.5
7	13:00:34.868	<b>1:12.275</b>			23.538	69.0
8	13:01:46.818	<b>1:11.950</b>			24.403	74.2
9	13:02:57.701	<b>1:10.883</b>			22.984	73.2
10	13:04:08.149	<b>1:10.448</b>			23.062	73.9
11	13:05:19.475	<b>1:11.326</b>			23.006	73.5

(12) Jacob HEAP

1	12:53:18.833				29.822	22.032
2	12:54:32.374	<b>1:13.541</b>		24.340	27.655	21.546
3	12:55:43.407	<b>1:11.033</b>		23.494	26.620	20.919
4	12:56:54.523	<b>1:11.116</b>		23.305	26.636	21.175
5	12:58:05.489	<b>1:10.966</b>		23.209	26.603	21.154
6	12:59:15.987	<b>1:10.498</b>		22.998	26.624	20.876
7	13:00:27.172	<b>1:11.185</b>		24.001	26.500	20.684
8	13:01:37.532	<b>1:10.360</b>		23.236	<b>26.307</b>	20.817
9	13:02:47.991	<b>1:10.459</b>		23.055	26.650	20.754
10	13:03:57.824	<b>1:09.833</b>		22.868	26.485	<b>20.480</b>
11	13:05:08.891	<b>1:11.067</b>		23.274	27.065	20.728

(164) Curtis PATERSON

1	12:53:30.951					71.8
2	12:54:45.655	<b>1:14.704</b>			24.461	72.2
3	12:55:59.885	<b>1:14.230</b>			24.385	72.9
4	12:57:12.644	<b>1:12.759</b>			23.514	72.5
5	12:58:24.701	<b>1:12.057</b>			23.398	72.9
6	12:59:37.434	<b>1:12.733</b>			23.603	73.3
7	13:00:57.440	<b>1:20.006</b>			24.085	73.1
8	13:02:11.362	<b>1:13.922</b>			24.106	73.7
9	13:03:25.614	<b>1:14.252</b>			<b>23.170</b>	<b>74.0</b>
10	13:04:38.115	<b>1:12.501</b>			23.222	72.8
11	13:05:50.551	<b>1:12.436</b>			23.263	72.8

(80) Ross FOSTER

1	12:53:14.375				28.100	21.644
2	12:54:26.785	<b>1:12.410</b>		23.898	27.604	20.908
3	12:55:38.668	<b>1:11.883</b>		23.635	27.007	21.241
4	12:56:50.130	<b>1:11.462</b>		23.156	27.259	21.047
5	12:58:01.971	<b>1:11.841</b>		22.913	27.551	21.377
6	12:59:11.324	<b>1:09.353</b>		22.904	25.989	20.460
7	13:00:22.139	<b>1:10.815</b>		23.428	26.748	20.639
8	13:01:32.681	<b>1:10.542</b>		23.929	26.148	20.465
9	13:02:50.025	<b>1:17.344</b>		29.153	27.875	20.316
10	13:03:58.327	<b>1:08.302</b>		22.336	<b>25.733</b>	<b>20.233</b>
11	13:05:09.113	<b>1:10.786</b>		22.546	27.091	21.149

(13) Blair DRYBURGH

1	12:53:18.249					71.3
2	12:54:32.809	<b>1:14.560</b>			24.110	69.8
3	12:55:45.874	<b>1:13.065</b>			24.205	<b>71.8</b>
4	12:56:57.938	<b>1:12.064</b>			<b>23.365</b>	67.8
5	12:58:15.956	<b>1:18.018</b>			24.036	60.8
6	12:59:32.613	<b>1:16.657</b>			24.895	60.8
7	13:00:52.558	<b>1:19.945</b>			25.136	57.5
8	13:02:15.450	<b>1:22.892</b>			26.165	53.9
9	13:03:44.266	<b>1:28.816</b>			27.036	33.6
10	13:06:21.781	<b>2:37.515</b>			1:08.615	40.8

(16) William SMITH

1	12:53:15.576				28.198	21.272
2	12:54:28.244	<b>1:12.668</b>		24.042	27.448	21.178
3	12:55:40.633	<b>1:12.389</b>		23.994	26.950	21.445
4	12:56:52.791	<b>1:12.158</b>		23.708	27.428	21.022
5	12:58:03.915	<b>1:11.124</b>		23.725	26.683	20.716
6	12:59:14.660	<b>1:10.745</b>		23.393	26.812	<b>20.540</b>
7	13:00:30.027	<b>1:15.367</b>		27.563	27.161	20.643
8	13:01:43.503	<b>1:13.476</b>		24.860	27.575	21.041
9	13:02:54.240	<b>1:10.737</b>		23.504	<b>26.395</b>	20.838
10	13:04:04.698	<b>1:10.458</b>		23.160	26.731	20.567
11	13:05:15.599	<b>1:10.901</b>		23.147	26.936	20.818

(333) Ewan ROBERTSON

1	12:53:13.842					74.2
2	12:54:26.610	<b>1:12.768</b>			23.929	74.6
3	12:55:37.707	<b>1:11.097</b>			23.402	74.6
4	12:56:49.013	<b>1:11.306</b>			23.264	74.9
5	12:57:59.287	<b>1:10.274</b>			<b>23.151</b>	<b>75.5</b>
6	12:59:09.923	<b>1:10.636</b>			23.480	<b>76.0</b>

(53) Stuart McPHADEN

1	12:53:17.159					73.1
2	12:54:28.679	<b>1:11.520</b>			23.323	73.8
3	12:55:41.195	<b>1:12.516</b>			24.481	73.0
4	12:56:51.402	<b>1:10.207</b>			23.149	73.2
5	12:58:01.323	<b>1:09.921</b>			<b>22.588</b>	<b>75.7</b>
6	12:59:10.404	<b>1:09.081</b>			22.588	74.9
7	13:00:21.985	<b>1:11.581</b>			24.081	72.9
8	13:01:31.754	<b>1:09.769</b>			23.475	74.3
9	13:02:40.498	<b>1:08.744</b>			22.865	72.6
10	13:03:49.478	<b>1:08.980</b>			22.865	74.8
11	13:04:58.016	<b>1:08.538</b>			<b>22.136</b>	71.8

(5) Jonathan WILD

1	12:53:19.733				29.896	21.845
2	12:54:33.478	<b>1:13.745</b>		24.888	27.564	21.293
3	12:55:46.267	<b>1:12.789</b>		24.895	27.370	20.524
4	12:56:57.687	<b>1:11.420</b>		23.623	27.077	20.720

**Clerk of the Course**
**Orbits**

**Sig :** \_\_\_\_\_ **Time :** \_\_\_\_\_  
**Chief Timekeeper - Ian Sharp (SMART Timing)**  
**Results available at [www.smart-timing.co.uk](http://www.smart-timing.co.uk) and [www.speedhive.com](http://www.speedhive.com)**  
**Printed: 21/04/2024 14:39:49**







Bulletin No. \_\_\_\_\_

# KMSC/SMRC - Best of Scottish Motorsport

Scottish Mini Cooper & Cooper S Cup Knockhill 1.267 miles

Race 11 - 2nd Race 21/04/2024 12:30

Race (12 Laps) started at 12:51:53


Lap	Time of Day	Lap Tm	SFSpd	S1	S2	S3	Lap	Time of Day	Lap Tm	SFSpd	S1	S2	S3
6	12:59:09.923	1:10.636	76.0	23.480	26.871	20.285							

Clerk of the Course

Orbits

Sig : Time :  
 Chief Timekeeper - Ian Sharp (SMART Timing)  
 Results available at [www.smart-timing.co.uk](http://www.smart-timing.co.uk) and [www.speedhive.com](http://www.speedhive.com)



**KMSC/SMRC - Best of Scottish Motorsport**
**Lapchart**
**Scottish Mini Cooper & Cooper S Cup**
**Knockhill 1.267 miles**
**Race 11 - 2nd Race**
**21/04/2024 12:30**
**Race (12 Laps) started at 12:51:53**


Competitors	Laps												
	1	2	3	4	5	6	7	8	9	10	11	12	
Rich FLETT (14)	1	14	14	14	97	97	97	97	97	97	97	97	97
Jamie BLAKE (97)	2	97	97	97	14	14	14	14	14	14	14	14	14
Daniel PATTERSON (18)	3	18	25	25	25	25	25	25	25	25	25	25	91
Chad LITTLE (25)	4	25	91	91	91	91	91	91	91	70	91	91	25
Robbie DALGLEISH (91)	5	91	18	70	70	70	70	70	70	91	70	70	70
Jack IRVINE (65)	6	65	70	18	18	18	18	18	18	18	18	18	18
Oly MORTIMER (70)	7	70	65	65	65	65	23	23	23	23	23	23	23
Ian MUNRO (23)	8	23	23	23	23	23	65	65	65	65	65	65	65
Barry HOLMES (88)	9	88	27	27	27	27	27	27	27	27	27	27	27
Martin WIJETUNGA (27)	10	27	333	333	333	333	22	22	22	22	22	22	22
Ewan ROBERTSON (333)	11	333	80	80	80	22	333	53	53	53	53	53	53
Ross FOSTER (80)	12	80	88	88	22	53	53	80	80	88	88	88	88
William SMITH (16)	13	16	16	22	53	80	80	88	88	12	12	12	12
Stuart McPHADEN (53)	14	53	53	16	88	88	88	12	12	80	80	80	80
Jason BALLANTYNE (22)	15	22	22	53	16	16	16	16	16	16	16	16	16
Blair DRYBURGH (13)	16	13	12	12	12	12	12	5	5	5	5	5	5
Jacob HEAP (12)	17	12	13	13	5	52	52	52	52	52	52	52	52
Jonathan WILD (5)	18	5	5	5	13	5	5	13	164	164	164	164	164
Michael WILLIAMS (52)	19	52	52	52	52	13	13	164	13	13	13	13	13
Curtis PATERSON (164)	20	164	164	164	164	164	164						
-	21												


**Clerk of the Course**
**Orbits**

**Sig :** \_\_\_\_\_ **Time :** \_\_\_\_\_  
**Chief Timekeeper - Ian Sharp (SMART Timing)**  
**Results available at [www.smart-timing.co.uk](http://www.smart-timing.co.uk) and [www.speedhive.com](http://www.speedhive.com)**

**Printed: 21/04/2024 13:09:20**


**KMSC/SMRC - Best of Scottish Motorsport**

Scottish Mini Cooper & Cooper S Cup Race 17 - 3rd Race - AMENDED GRID Race (9 Laps)	Knockhill 1.267 miles 21/04/2024 16:00
---	---



Top 6 from Race 2 reversed / No's 13 & 53 on back

POLE POSITION

<div style="border: 1px solid black; padding: 5px; margin-bottom: 10px;"> <p style="margin: 0;"><b>2</b></p> <p style="margin: 0;">23 Ian MUNRO</p> </div> <div style="border: 1px solid black; padding: 5px; margin-bottom: 10px;"> <p style="margin: 0;"><b>4</b></p> <p style="margin: 0;">70 Oly MORTIMER</p> </div> <div style="border: 1px solid black; padding: 5px; margin-bottom: 10px;"> <p style="margin: 0;"><b>6</b></p> <p style="margin: 0;">91 Robbie DALGLEISH</p> </div> <div style="border: 1px solid black; padding: 5px; margin-bottom: 10px;"> <p style="margin: 0;"><b>8</b></p> <p style="margin: 0;">22 Jason BALLANTYNE</p> </div> <div style="border: 1px solid black; padding: 5px; margin-bottom: 10px;"> <p style="margin: 0;"><b>10</b></p> <p style="margin: 0;">12 Jacob HEAP</p> </div> <div style="border: 1px solid black; padding: 5px; margin-bottom: 10px;"> <p style="margin: 0;"><b>12</b></p> <p style="margin: 0;">16 William SMITH</p> </div> <div style="border: 1px solid black; padding: 5px; margin-bottom: 10px;"> <p style="margin: 0;"><b>14</b></p> <p style="margin: 0;">52 Michael WILLIAMS</p> </div> <div style="border: 1px solid black; padding: 5px; margin-bottom: 10px;"> <p style="margin: 0;"><b>16</b></p> <p style="margin: 0;">333 Ewan ROBERTSON</p> </div> <div style="border: 1px solid black; padding: 5px;"> <p style="margin: 0;"><b>18</b></p> <p style="margin: 0;">13 Blair DRYBURGH</p> </div>		<div style="border: 1px solid black; padding: 5px; margin-bottom: 10px;"> <p style="margin: 0;"><b>1</b></p> <p style="margin: 0;">65 Jack IRVINE</p> </div> <div style="border: 1px solid black; padding: 5px; margin-bottom: 10px;"> <p style="margin: 0;"><b>3</b></p> <p style="margin: 0;">18 Daniel PATTERSON</p> </div> <div style="border: 1px solid black; padding: 5px; margin-bottom: 10px;"> <p style="margin: 0;"><b>5</b></p> <p style="margin: 0;">25 Chad LITTLE</p> </div> <div style="border: 1px solid black; padding: 5px; margin-bottom: 10px;"> <p style="margin: 0;"><b>7</b></p> <p style="margin: 0;">27 Martin WIJETUNGA</p> </div> <div style="border: 1px solid black; padding: 5px; margin-bottom: 10px;"> <p style="margin: 0;"><b>9</b></p> <p style="margin: 0;">88 Barry HOLMES</p> </div> <div style="border: 1px solid black; padding: 5px; margin-bottom: 10px;"> <p style="margin: 0;"><b>11</b></p> <p style="margin: 0;">80 Ross FOSTER</p> </div> <div style="border: 1px solid black; padding: 5px; margin-bottom: 10px;"> <p style="margin: 0;"><b>13</b></p> <p style="margin: 0;">5 Jonathan WILD</p> </div> <div style="border: 1px solid black; padding: 5px; margin-bottom: 10px;"> <p style="margin: 0;"><b>15</b></p> <p style="margin: 0;">164 Curtis PATERSON</p> </div> <div style="border: 1px solid black; padding: 5px; margin-bottom: 10px;"> <p style="margin: 0;"><b>17</b></p> <p style="margin: 0;">20 Kyle REID</p> </div> <div style="border: 1px solid black; padding: 5px;"> <p style="margin: 0;"><b>19</b></p> <p style="margin: 0;">53 Stuart McPHADEN</p> </div>	<p style="font-size: 2em; margin: 0;">1</p> <p style="font-size: 2em; margin: 0;">2</p> <p style="font-size: 2em; margin: 0;">3</p> <p style="font-size: 2em; margin: 0;">4</p> <p style="font-size: 2em; margin: 0;">5</p> <p style="font-size: 2em; margin: 0;">6</p> <p style="font-size: 2em; margin: 0;">7</p> <p style="font-size: 2em; margin: 0;">8</p> <p style="font-size: 2em; margin: 0;">9</p> <p style="font-size: 2em; margin: 0;">10</p>
--	--	--	--


**KMSC/SMRC - Best of Scottish Motorsport**
**Sorted on Laps**
**KMSC Modsports Championship**
**Knockhill 1.267 miles**
**Race 12 - 3rd Race**
**21/04/2024 13:30**
**Race (15:00 and 1 Laps) started at 13:56:47**

Pos	No.	Name	Make/Model	CC	Class	Laps	Total Tm	Diff	Best Tm	In Lap	2nd Best
1	9	Ron CUMMING	Nemesis Kit Car	2000	A	16	16:10.563		57.141	14	57.614
2	5	Lindsay McCRACKEN	Radical SR3	1500	B	16	16:13.999	3.436	58.930	9	59.116
3	3	Michael ANDERSON	Ford Focus	1600	F	16	17:00.192	49.629	1:01.508	10	1:01.678
4	333	Iain BLACKLEY	Ford Puma	1679T	F	15	16:29.526	1 Lap	1:04.552	14	1:04.655
5	19	Harvey GILLANDERS	Honda EP3	2400	F	15	16:46.491	1 Lap	1:04.121	14	1:04.711
6	31	Natalie COWIE	Mini Cooper S R53	1600	G	15	16:52.998	1 Lap	1:04.996	13	1:05.080
7	71	Fraser McNEILL	Honda Civic EG	1998	G	15	16:54.663	1 Lap	1:04.702	15	1:04.910
8	86	Adam MORRISON	Mini Cooper S	1998	G	15	17:05.464	1 Lap	1:03.927	3	1:04.520
9	14	Michael IMRIE	Renault Clio 197	1998	G	15	17:05.669	1 Lap	1:05.762	15	1:05.796
10	21	Louise STRACHAN	Mini Cooper S	1600	G	14	16:16.863	2 Laps	1:07.639	10	1:08.179
11	217	Steven SOMERVILLE	BMW E36 Compact	1600	J	13	16:25.767	3 Laps	1:12.989	10	1:13.062

**Not classified**

DNF	32	Shaun DAVIDSON	BMW Compact	3000	F	10	10:41.261	DNF	58.524	6	58.801
DNF	8	Gordon DUNCAN	Radical PR6	1340	B	5	5:37.352	DNF	1:04.553	4	1:05.471
DNF	26	James STRACHAN	Ford Fiesta	1600	G	1	1:23.394	DNF		0	
DNS	10	Mark THOMSON	Radical SR8 RS	2700	A			DNS		0	
DNS	17	Philip RUSSELL	BMW E36	3200	F			DNS		0	
DNS	7	Greig McARTHUR	Radical SR8	2800	A			DNS		0	
DNS	177	Stewart ROBB	TVR Tuscan	4500	A			DNS		0	

Margin of Victory	Avg. Speed	Best Lap Tm	Best Speed	Best Lap by
3.436	75.187	57.141	79.817	9 - Ron CUMMING

**Clerk of the Course**
**Orbits**

 Sig : Time :  
 Chief Timekeeper - Ian Sharp (SMART Timing)

 Results available at [www.smart-timing.co.uk](http://www.smart-timing.co.uk) and [www.speedhive.com](http://www.speedhive.com)

Printed: 21/04/2024 14:15:25



# KMSC/SMRC - Best of Scottish Motorsport

## KMSC Modsports Championship

Knockhill 1.267 miles

### Race 12 - 3rd Race

21/04/2024 13:30

Race (15:00 and 1 Laps) started at 13:56:47

Lap	Time of Day	Lap Tm	SFSpd	S1	S2	S3
<b>(9) Ron CUMMING</b>						
1	13:58:06.647		105.8		26.825	18.455
2	13:59:10.957	<b>1:04.310</b>	106.7	21.458	24.922	17.930
3	14:00:12.320	<b>1:01.363</b>	109.7	19.886	23.794	17.683
4	14:01:11.749	<b>59.429</b>	110.6	19.310	23.099	17.020
5	14:02:11.831	<b>1:00.082</b>	110.2	19.679	23.450	16.953
6	14:03:11.653	<b>59.822</b>	111.5	19.489	23.369	16.964
7	14:04:10.082	<b>58.429</b>	111.3	19.063	22.789	16.577
8	14:05:09.092	<b>59.010</b>	112.4	19.251	23.194	16.565
9	14:06:06.743	<b>57.651</b>	111.8	18.570	22.455	16.626
10	14:07:06.155	<b>59.412</b>	105.2	18.992	23.096	17.324
11	14:08:08.419	<b>1:02.264</b>	110.6	21.437	23.939	16.888
12	14:09:06.164	<b>57.745</b>	112.6	18.711	22.655	16.379
13	14:10:03.778	<b>57.614</b>	<b>113.9</b>	19.542	<b>21.980</b>	<b>16.092</b>
14	14:11:00.919	<b>57.141</b>	113.7	<b>18.523</b>	22.058	16.560
15	14:11:58.737	<b>57.818</b>	111.3	18.688	22.224	16.906
16	14:12:58.233	<b>59.496</b>	107.4	19.423	23.367	16.706

Lap	Time of Day	Lap Tm	SFSpd	S1	S2	S3
<b>(5) Lindsay McCracken</b>						
1	13:57:54.329		101.2		24.784	18.182
2	13:58:56.038	<b>1:01.709</b>	101.7	20.077	24.088	17.544
3	13:59:58.238	<b>1:02.200</b>	101.8	19.416	25.147	17.637
4	14:00:58.814	<b>1:00.576</b>	101.8	19.228	23.778	17.570
5	14:01:58.958	<b>1:00.144</b>	101.8	19.318	23.726	17.100
6	14:02:59.314	<b>1:00.356</b>	101.2	19.849	23.130	17.377
7	14:03:58.430	<b>59.116</b>	<b>102.8</b>	19.161	<b>22.738</b>	17.217
8	14:04:58.500	<b>1:00.070</b>	101.7	19.653	23.359	17.058
9	14:05:57.430	<b>58.930</b>	102.5	19.115	22.893	<b>16.922</b>
10	14:06:59.945	<b>1:02.515</b>	102.1	19.988	25.251	17.276
11	14:07:59.572	<b>59.627</b>	102.6	<b>19.066</b>	23.093	17.468
12	14:09:00.209	<b>1:00.637</b>	101.4	19.542	23.205	17.890
13	14:10:01.311	<b>1:01.102</b>	102.0	20.053	23.397	17.652
14	14:11:00.746	<b>59.435</b>	102.1	19.088	23.120	17.227
15	14:12:01.401	<b>1:00.655</b>	101.5	19.827	23.150	17.678
16	14:13:01.669	<b>1:00.268</b>	101.2	19.229	23.388	17.651

Lap	Time of Day	Lap Tm	SFSpd	S1	S2	S3
<b>(3) Michael ANDERSON</b>						
1	13:58:02.307		90.4		26.053	20.627
2	13:59:07.478	<b>1:05.171</b>	98.0	21.512	24.946	18.713
3	14:00:12.556	<b>1:05.078</b>	96.3	21.576	24.529	18.973
4	14:01:16.127	<b>1:03.571</b>	97.4	20.941	24.269	18.361
5	14:02:19.850	<b>1:03.723</b>	98.1	20.570	24.370	18.783
6	14:03:23.124	<b>1:03.274</b>	<b>98.4</b>	20.806	24.550	17.918
7	14:04:26.962	<b>1:03.838</b>	94.8	20.791	24.667	18.380
8	14:05:28.867	<b>1:01.905</b>	97.7	20.091	24.019	<b>17.795</b>
9	14:06:31.102	<b>1:02.235</b>	97.1	20.077	23.815	18.343
10	14:07:32.610	<b>1:01.508</b>	95.7	<b>20.040</b>	<b>23.598</b>	17.870
11	14:08:34.890	<b>1:02.280</b>	97.4	20.368	23.777	18.135
12	14:09:38.045	<b>1:03.155</b>	96.3	20.308	23.977	18.870
13	14:10:40.026	<b>1:01.981</b>	95.6	20.237	23.737	18.007
14	14:11:41.704	<b>1:01.678</b>	98.3	20.253	23.620	17.805
15	14:12:44.066	<b>1:02.362</b>	95.5	20.382	23.941	18.039
16	14:13:47.862	<b>1:03.796</b>	98.4	20.786	24.949	18.061

Lap	Time of Day	Lap Tm	SFSpd	S1	S2	S3
<b>(333) Iain BLACKLEY</b>						
1	13:58:00.507		88.9			
2	13:59:06.341	<b>1:05.834</b>	90.3			
3	14:00:13.243	<b>1:06.902</b>	89.6	21.555		
4	14:01:19.106	<b>1:05.863</b>	89.5			
5	14:02:24.703	<b>1:05.597</b>	89.8			
6	14:03:30.562	<b>1:05.859</b>	88.0	21.486		
7	14:04:36.015	<b>1:05.453</b>	89.2	21.303		
8	14:05:41.361	<b>1:05.346</b>	89.4	21.253		
9	14:06:46.750	<b>1:05.389</b>	89.6			
10	14:07:51.880	<b>1:05.130</b>	88.5			

Lap	Time of Day	Lap Tm	SFSpd	S1	S2	S3
11	14:08:58.007	<b>1:06.127</b>	90.0			
12	14:10:03.159	<b>1:05.152</b>	<b>91.1</b>	<b>20.907</b>		
13	14:11:07.989	<b>1:04.830</b>	90.4			
14	14:12:12.541	<b>1:04.552</b>	90.0	20.989		
15	14:13:17.196	<b>1:04.655</b>	90.4	20.970		

Lap	Time of Day	Lap Tm	SFSpd	S1	S2	S3
<b>(19) Harvey GILLANDERS</b>						
1	13:58:00.816		92.6		26.523	19.564
2	13:59:07.740	<b>1:06.924</b>	93.7	22.552	25.135	19.237
3	14:00:15.752	<b>1:08.012</b>	94.0	22.433	25.894	19.685
4	14:01:22.601	<b>1:06.849</b>	93.7	21.915	25.806	19.128
5	14:02:29.735	<b>1:07.134</b>	92.7	21.887	25.910	19.337
6	14:03:37.418	<b>1:07.683</b>	87.5	22.164	25.911	19.608
7	14:04:47.261	<b>1:09.843</b>	84.4	22.505	27.209	20.129
8	14:05:54.748	<b>1:07.487</b>	94.0	23.150	25.443	18.894
9	14:07:04.715	<b>1:09.967</b>	93.5	22.049	27.897	20.021
10	14:08:10.743	<b>1:06.028</b>	94.4	21.613	25.495	18.920
11	14:09:15.454	<b>1:04.711</b>	94.7	<b>20.816</b>	25.274	18.621
12	14:10:20.347	<b>1:04.893</b>	95.2	21.374	25.003	18.516
13	14:11:25.198	<b>1:04.851</b>	94.4	21.464	24.823	18.564
14	14:12:29.319	<b>1:04.121</b>	<b>95.5</b>	21.183	<b>24.753</b>	<b>18.185</b>
15	14:13:34.161	<b>1:04.842</b>	94.7	21.468	24.944	18.430

Lap	Time of Day	Lap Tm	SFSpd	S1	S2	S3
<b>(31) Natalie COWIE</b>						
1	13:58:03.923		89.6		26.043	19.761
2	13:59:12.149	<b>1:08.226</b>	90.3	22.621	26.421	19.184
3	14:00:18.592	<b>1:06.443</b>	91.7	21.976	25.731	18.736
4	14:01:24.434	<b>1:05.842</b>	91.1	21.378	25.754	18.710
5	14:02:30.388	<b>1:05.954</b>	91.1	21.497	25.587	18.870
6	14:03:36.671	<b>1:06.283</b>	<b>94.3</b>	22.043	25.632	18.608
7	14:04:41.761	<b>1:05.090</b>	90.7	<b>21.264</b>	<b>25.102</b>	18.724
8	14:05:46.841	<b>1:05.080</b>	91.3	21.396	25.201	18.483
9	14:07:05.508	<b>1:18.667</b>	90.1	21.427	37.966	19.274
10	14:08:12.422	<b>1:06.914</b>	90.1	21.842	26.240	18.832
11	14:09:18.014	<b>1:05.592</b>	91.6	21.715	25.444	18.433
12	14:10:24.048	<b>1:06.034</b>	90.2	21.565	25.613	18.856
13	14:11:29.044	<b>1:04.996</b>	91.9	21.644	25.196	<b>18.156</b>
14	14:12:34.837	<b>1:05.793</b>	88.4	21.679	25.198	18.916
15	14:13:40.668	<b>1:05.831</b>	90.0	22.107	25.401	18.323

Lap	Time of Day	Lap Tm	SFSpd	S1	S2	S3
<b>(71) Fraser McNEILL</b>						
1	13:58:03.812		94.8		26.556	20.427
2	13:59:13.589	<b>1:09.777</b>	94.5	23.741	26.507	19.529
3	14:00:21.597	<b>1:08.008</b>	94.1	22.760	25.977	19.271
4	14:01:28.506	<b>1:06.909</b>	94.5	22.239	25.356	19.314
5	14:02:35.232	<b>1:06.726</b>	94.1	22.028	25.405	19.293
6	14:03:41.161	<b>1:05.929</b>	94.1	21.884	25.028	19.017
7	14:04:47.523	<b>1:06.362</b>	90.8	21.715	25.159	19.488
8	14:05:55.461	<b>1:07.938</b>	95.1	23.630	25.030	19.278
9	14:07:07.305	<b>1:11.844</b>	92.8	22.675	29.084	20.085
10	14:08:16.285	<b>1:08.980</b>	93.9	23.970	25.949	19.061
11	14:09:22.134	<b>1:05.849</b>	94.9	21.993	24.901	18.955
12	14:10:27.315	<b>1:05.181</b>	94.9	21.596	<b>24.537</b>	19.048
13	14:11:32.225	<b>1:04.910</b>	94.9	21.514	24.810	<b>18.586</b>
14	14:12:37.631	<b>1:05.406</b>	94.7	<b>21.352</b>	25.108	18.946
15	14:13:42.333	<b>1:04.702</b>	<b>95.3</b>	21.473	24.616	18.613

Lap	Time of Day	Lap Tm	SFSpd	S1	S2	S3
<b>(86) Adam MORRISON</b>						
1	13:57:58.688		91.1		26.881	<b>18.284</b>
2	13:59:03.208	<b>1:04.520</b>	<b>92.9</b>	20.702	24.921	18.897
3	14:00:07.135	<b>1:03.927</b>	92.3	<b>20.503</b>	<b>24.868</b>	18.556
4	14:01:11.903	<b>1:04.768</b>	90.7	20.940	25.279	18.549
5	14:02:16.739	<b>1:04.836</b>	91.4	20.978	25	





# KMSC/SMRC - Best of Scottish Motorsport

## KMSC Modsports Championship

Knockhill 1.267 miles

### Race 12 - 3rd Race

21/04/2024 13:30

### Race (15:00 and 1 Laps) started at 13:56:47

Lap	Time of Day	Lap Tm	SFSpd	S1	S2	S3
9	14:06:40.757	<b>1:07.168</b>	91.6	22.254	25.891	19.023
10	14:07:50.341	<b>1:09.584</b>	84.8	23.127	26.533	19.924
11	14:09:02.292	<b>1:11.951</b>	83.4	23.029	26.970	21.952
12	14:10:16.261	<b>1:13.969</b>	85.1	26.227	27.934	19.808
13	14:11:27.494	<b>1:11.233</b>	85.6	24.283	27.195	19.755
14	14:12:39.264	<b>1:11.770</b>	85.2	24.032	27.113	20.625
15	14:13:53.134	<b>1:13.870</b>	86.6	24.712	28.198	20.960

#### (14) Michael IMRIE

1	13:58:05.861		87.7		26.701	20.541
2	13:59:15.864	<b>1:10.003</b>	85.9	22.900	26.719	20.384
3	14:00:26.179	<b>1:10.315</b>	86.7	22.982	27.126	20.207
4	14:01:33.809	<b>1:07.630</b>	87.6	22.300	25.714	19.616
5	14:02:42.162	<b>1:08.353</b>	87.2	22.424	26.215	19.714
6	14:03:49.696	<b>1:07.534</b>	87.7	21.989	26.172	19.373
7	14:04:57.195	<b>1:07.499</b>	87.4	22.289	25.711	19.499
8	14:06:05.346	<b>1:08.151</b>	88.5	22.947	26.024	19.180
9	14:07:14.927	<b>1:09.581</b>	87.8	22.577	27.147	19.857
10	14:08:21.793	<b>1:06.866</b>	87.5	21.881	25.625	19.360
11	14:09:29.028	<b>1:07.235</b>	87.6	22.063	25.924	19.248
12	14:10:34.824	<b>1:05.796</b>	89.1	21.439	25.345	19.012
13	14:11:40.999	<b>1:06.175</b>	87.3	<b>21.290</b>	25.789	19.096
14	14:12:47.577	<b>1:06.578</b>	84.7	21.961	25.715	<b>18.902</b>
15	14:13:53.339	<b>1:05.762</b>	<b>89.4</b>	21.314	<b>25.232</b>	19.216

#### (21) Louise STRACHAN

1	13:58:09.819		84.0		27.902	21.475
2	13:59:19.921	<b>1:10.102</b>	<b>84.2</b>	23.208	27.008	19.886
3	14:00:28.742	<b>1:08.821</b>	83.9	22.669	26.380	19.772
4	14:01:37.476	<b>1:08.734</b>	83.1	22.152	26.728	19.854
5	14:02:46.594	<b>1:09.118</b>	83.1	22.536	26.780	19.802
6	14:03:55.000	<b>1:08.406</b>	83.4	22.202	26.663	19.541
7	14:05:03.573	<b>1:08.573</b>	82.5	22.287	26.266	20.020
8	14:06:12.110	<b>1:08.537</b>	81.8	22.650	<b>26.051</b>	19.836
9	14:07:21.508	<b>1:09.398</b>	82.5	22.505	26.565	20.328
10	14:08:29.147	<b>1:07.639</b>	82.5	22.275	26.054	<b>19.310</b>
11	14:09:38.085	<b>1:08.938</b>	82.0	<b>21.950</b>	26.943	20.045
12	14:10:46.264	<b>1:08.179</b>	82.7	22.172	26.413	19.594
13	14:11:55.699	<b>1:09.435</b>	83.0	22.861	26.849	19.725
14	14:13:04.533	<b>1:08.834</b>	82.2	22.148	26.783	19.903

#### (217) Steven SOMERVILLE

1	13:58:09.783		75.0			
2	13:59:24.639	<b>1:14.856</b>	73.5	23.815		
3	14:00:38.935	<b>1:14.296</b>	74.9	24.131		
4	14:02:06.643	<b>1:27.708</b>	72.2	24.219		
5	14:03:22.261	<b>1:15.618</b>	74.8	24.902		
6	14:04:36.764	<b>1:14.503</b>	75.1	23.990	28.538	21.975
7	14:05:50.635	<b>1:13.871</b>	74.9	24.167	28.057	<b>21.647</b>
8	14:07:05.396	<b>1:14.761</b>	<b>75.3</b>	23.909	28.989	21.863
9	14:08:19.909	<b>1:14.513</b>	75.1	24.079		
10	14:09:32.898	<b>1:12.989</b>	75.3	<b>23.468</b>		
11	14:10:45.960	<b>1:13.062</b>	75.1	23.649	<b>27.702</b>	21.711
12	14:11:59.748	<b>1:13.788</b>	74.1	24.054		
13	14:13:13.437	<b>1:13.689</b>	75.1	23.868	28.051	21.770

#### (32) Shaun DAVIDSON

1	13:58:00.668		98.1		25.851	18.690
2	13:59:02.369	<b>1:01.701</b>	99.6	20.530	23.876	17.295
3	14:00:02.366	<b>59.997</b>	99.3	19.299	23.267	17.431
4	14:01:01.760	<b>59.394</b>	99.3	19.189	22.996	17.209
5	14:02:01.531	<b>59.771</b>	98.7	19.246	23.374	17.151
6	14:03:00.055	<b>58.524</b>	<b>100.2</b>	19.052	22.680	<b>16.792</b>
7	14:04:02.822	<b>1:02.767</b>	97.8	19.131	<b>22.536</b>	21.100
8	14:05:01.623	<b>58.801</b>	99.6	19.075	22.835	16.891
9	14:06:01.077	<b>59.454</b>	98.8	<b>18.886</b>	23.581	16.987

Lap	Time of Day	Lap Tm	SFSpd	S1	S2	S3
10	14:07:28.931	<b>1:27.854</b>	27.9	19.012	38.003	30.839
(8) Gordon DUNCAN						
1	13:57:59.353		99.7		27.082	18.738
2	13:59:04.869	<b>1:05.516</b>	<b>101.4</b>	21.162	25.268	19.086
3	14:00:10.340	<b>1:05.471</b>	98.0	22.119	24.781	<b>18.571</b>
4	14:01:14.893	<b>1:04.553</b>	96.3	<b>20.651</b>	24.672	19.230
5	14:02:25.022	<b>1:10.129</b>	25.1	21.192	<b>24.660</b>	24.277

#### (26) James STRACHAN

1	13:58:11.064		<b>79.4</b>		<b>28.998</b>	<b>21.273</b>
---	--------------	--	-------------	--	---------------	---------------

### Clerk of the Course

**Sign :** Time :  
**Chief Timekeeper - Ian Sharp (SMART Timing)**

Results available at [www.smart-timing.co.uk](http://www.smart-timing.co.uk) and [www.speedhive.com](http://www.speedhive.com)

Printed: 21/04/2024 14:15:46

### Orbits




**KMSC/SMRC - Best of Scottish Motorsport**
**Lapchart**
**KMSC Modsports Championship**
**Knockhill 1.267 miles**
**Race 12 - 3rd Race**
**21/04/2024 13:30**
**Race (15:00 and 1 Laps) started at 13:56:47**

Competitors	Laps															
	1	2	3	4	5	6	7	8	9	10	11	12	13	14	15	16
Lindsay McCRACKEN (5)	1	5	5	5	5	5	5	5	5	5	5	5	5	5	9	9
Adam MORRISON (86)	2	86	32	32	32	32	32	32	32	9	9	9	9	9	5	5
Gordon DUNCAN (8)	3	8	86	86	9	9	9	9	9	9	32	3	3	3	3	3
Iain BLACKLEY (333)	4	333	8	8	86	86	86	3	3	3	3	333	333	333	333	333
Shaun DAVIDSON (32)	5	32	333	9	8	3	3	86	86	86	86	86	86	19	19	19
Harvey GILLANDERS (19)	6	19	3	3	3	333	333	333	333	333	333	19	19	86	31	31
Michael ANDERSON (3)	7	3	19	333	333	8	31	31	31	19	19	31	31	31	71	71
Fraser McNEILL (71)	8	71	9	19	19	19	19	19	19	31	31	71	71	71	86	86
Natalie COWIE (31)	9	31	31	31	31	31	71	71	71	71	71	14	14	14	14	14
Michael IMRIE (14)	10	14	71	71	71	71	14	14	14	14	21	21	21	21		
Ron CUMMING (9)	11	9	14	14	14	14	21	21	21	21	21	217	217	217		
Steven SOMERVILLE (217)	12	217	21	21	21	21	217	217	217	217	217					
Louise STRACHAN (21)	13	21	217	217	217	217										
James STRACHAN (26)	14	26														
-	15															
-	16															
-	17															
-	18															

**Clerk of the Course**
**Orbits**

**Sig :**                      **Time :**  
**Chief Timekeeper - Ian Sharp (SMART Timing)**  
**Results available at [www.smart-timing.co.uk](http://www.smart-timing.co.uk) and [www.speedhive.com](http://www.speedhive.com)**


**motor  
sport  
UK**
**RACE  
WITH  
RESPECT**

**KMSC/SMRC - Best of Scottish Motorsport****Sorted on Laps**

Scottish Legends Cars Championship

Knockhill 1.267 miles

Race 131- Heat 2b

21/04/2024 13:55

Race (9 Laps) started at 14:25:39

Pos	No.	Name	Make/Model	CC	Class	Laps	Total Tm	Diff	Best Tm	In Lap	2nd Best
1	52	Stewart BLACK	Legend Coupe	1250	L	9	11:28.900		1:05.900	2	1:06.153
2	14	Daniel CLARK	Legend Coupe	890	L	9	11:35.654	6.754	1:06.738	6	1:07.026
3	26	Scott HYNDS	Legend Coupe	1250	L	9	11:37.467	8.567	1:07.187	8	1:07.776
4	8	Steve WHITELEGG	Legend Coupe	1250	L T	9	11:37.678	8.778	1:07.221	8	1:07.252
5	43	Jonty NORMAN	Legend Sedan	1250	L	9	11:38.442	9.542	1:07.487	9	1:07.733
6	85	Mark BEATY	Legend Coupe	1250	L	9	11:40.903	12.003	1:06.972	9	1:07.187
7	15	Elby CLARK	Legend Coupe	890	L	9	11:44.157	15.257	1:08.052	8	1:08.230
8	9	Colin ATKINSON	Legend Coupe	899	L	9	11:45.570	16.670	1:07.607	7	1:08.441
9	10	Ross HODGSON	Legend Coupe	1300	L	9	11:46.899	17.999	1:07.128	8	1:07.615
10	77	Michael WEDDELL	Legend Coupe	1250	L R	9	11:47.299	18.399	1:07.892	9	1:08.193
11	16	Chris LAPIT	Legend Sedan	1250	L	9	11:49.662	20.762	1:08.179	8	1:09.083
12	72	Glenn BURTENSCHAW	Legend Sedan	1250	L	9	11:51.862	22.962	1:08.518	9	1:09.202
13	28	David ALLAN	Legend Coupe	890	L	9	11:53.314	24.414	1:08.921	5	1:08.931
14	95	Maxim POPELYUSHKO	Legend Coupe	850	L	9	11:55.820	26.920	1:08.188	9	1:08.600
15	17	Billy WAIT	Legend Coupe	1250	L	9	12:06.336	37.436	1:08.179	6	1:08.416
16	22	Chris DEWEY	Legend Coupe	1250	L	9	12:06.863	37.963	1:07.012	8	1:08.696
17	53	Stuart ROBERTSON	Legend Coupe	850	L	9	12:08.706	39.806	1:10.994	6	1:11.021
18	4	Christopher WALLACE	Legend Coupe	1250	L R	9	12:11.395	42.495	1:10.009	7	1:10.241
19	55	Stuart McANDREW	Legend Coupe	1250	L	9	12:12.808	43.908	1:10.153	7	1:10.265
20	333	William READ	Legend Coupe	890	L	9	12:20.757	51.857	1:09.948	8	1:11.244
21	6	Gary ATKINSON	Legend Sedan-Van	899	L R	9	12:27.503	58.603	1:11.231	8	1:11.637
22	27	Grant HUNTER	Legend Coupe	890	L R	9	12:33.109	1:04.209	1:07.641	8	1:09.206
23	78	David HEADEN	Legend Sedan	1250	L R	9	12:36.993	1:08.093	1:13.668	8	1:13.692
24	24	Matthew PAPE	Legend Coupe	1250	L	8	12:00.848	1 Lap	1:06.338	8	1:06.683
<b>Not classified</b>											
DNF	66	Alastair CALDERWOOD	Legend Sedan	1250	L	8	11:20.997	DNF	1:13.783	7	1:15.338
DNF	46	Brent BOWIE	Legend Coupe	1250	L	5	7:20.404	DNF	1:14.010	5	1:15.072
DNF	25	Graham MOORE	Legend Coupe	1250	L R	2	2:38.774	DNF	1:16.453	2	1:16.460
DNS	127	Phil ROWLANDS	Legend Coupe	1250	L R			DNS		0	

**Announcements**

Race distance increased to 9 Laps - 1 Lap completed behind the Safety Car

Margin of Victory	Avg. Speed	Best Lap Tm	Best Speed	Best Lap by
6.754	59.584	1:05.900	69.208	52 - Stewart BLACK

**Clerk of the Course****Orbits**

Sig : Time :  
 Chief Timekeeper - Ian Sharp (SMART Timing)

Results available at [www.smart-timing.co.uk](http://www.smart-timing.co.uk) and [www.speedhive.com](http://www.speedhive.com)

Printed: 21/04/2024 14:41:29



# KMSC/SMRC - Best of Scottish Motorsport

## Scottish Legends Cars Championship

Knockhill 1.267 miles

### Race 131- Heat 2b

21/04/2024 13:55

### Race (9 Laps) started at 14:25:39

Lap	Time of Day	Lap Tm	SFSpd	S1	S2	S3
<b>(52) Stewart BLACK</b>						
1	14:26:52.712	<b>1:10.357</b>	91.7	25.369	26.233	<b>18.755</b>
2	14:27:58.612	<b>1:05.900</b>	89.7	<b>21.047</b>	26.035	18.818
3	14:29:43.883	<b>1:45.271</b>	39.9	29.609	41.461	34.201
4	14:31:35.203	<b>1:51.320</b>	90.7	48.542	44.000	18.778
5	14:32:41.356	<b>1:06.153</b>	90.1	21.395	<b>25.863</b>	18.895
6	14:33:48.297	<b>1:06.941</b>	89.8	21.698	26.175	19.068
7	14:34:55.119	<b>1:06.822</b>	90.3	21.776	26.137	18.909
8	14:36:01.535	<b>1:06.416</b>	90.4	21.485	26.137	18.794
9	14:37:08.295	<b>1:06.760</b>	89.4	21.696	26.092	18.972

Lap	Time of Day	Lap Tm	SFSpd	S1	S2	S3
<b>(14) Daniel CLARK</b>						
1	14:26:52.219	<b>1:10.873</b>	91.4	25.876	<b>25.660</b>	19.337
2	14:27:59.245	<b>1:07.026</b>	78.4	<b>21.382</b>	26.309	19.335
3	14:29:46.131	<b>1:46.886</b>	39.3	30.751	41.646	34.489
4	14:31:37.289	<b>1:51.158</b>	91.1	48.289	43.258	19.611
5	14:32:46.453	<b>1:09.164</b>	<b>93.6</b>	22.957	26.549	19.658
6	14:33:53.191	<b>1:06.738</b>	92.6	21.764	25.986	18.988
7	14:35:00.452	<b>1:07.261</b>	92.2	21.802	26.077	19.382
8	14:36:07.697	<b>1:07.245</b>	91.8	22.161	26.180	<b>18.904</b>
9	14:37:15.049	<b>1:07.352</b>	90.1	21.960	26.185	19.207

Lap	Time of Day	Lap Tm	SFSpd	S1	S2	S3
<b>(26) Scott HYNDS</b>						
1	14:26:52.394	<b>1:12.547</b>	<b>91.3</b>	25.436	26.947	20.164
2	14:28:00.402	<b>1:08.008</b>	75.8	22.024	26.166	19.818
3	14:29:46.839	<b>1:46.437</b>	40.0	30.250	41.864	34.323
4	14:31:37.812	<b>1:50.973</b>	90.6	48.614	43.198	19.161
5	14:32:45.616	<b>1:07.804</b>	90.4	22.146	26.407	19.251
6	14:33:53.635	<b>1:08.019</b>	90.2	21.982	26.809	19.228
7	14:35:01.899	<b>1:08.264</b>	89.5	22.471	26.619	19.174
8	14:36:09.086	<b>1:07.187</b>	89.5	22.001	<b>26.101</b>	<b>19.085</b>
9	14:37:16.862	<b>1:07.776</b>	89.5	<b>21.944</b>	26.511	19.321

Lap	Time of Day	Lap Tm	SFSpd	S1	S2	S3
<b>(8) Steve WHITELEGG</b>						
1	14:26:55.766	<b>1:13.142</b>	<b>92.6</b>	26.954	26.804	19.384
2	14:28:03.018	<b>1:07.252</b>	89.7	21.988	26.238	<b>19.026</b>
3	14:29:47.913	<b>1:44.895</b>	41.3	28.369	42.099	34.427
4	14:31:38.629	<b>1:50.716</b>	90.1	48.216	43.338	19.162
5	14:32:46.926	<b>1:08.297</b>	89.6	21.780	26.898	19.619
6	14:33:54.550	<b>1:07.624</b>	90.2	21.755	26.504	19.365
7	14:35:02.514	<b>1:07.964</b>	92.2	22.010	26.676	19.278
8	14:36:09.735	<b>1:07.221</b>	90.0	22.008	<b>26.041</b>	19.172
9	14:37:17.073	<b>1:07.338</b>	89.6	<b>21.517</b>	26.474	19.347

Lap	Time of Day	Lap Tm	SFSpd	S1	S2	S3
<b>(43) Jonty NORMAN</b>						
1	14:26:50.949	<b>1:11.176</b>	90.4	25.229	26.667	19.280
2	14:27:58.682	<b>1:07.733</b>	86.7	<b>21.695</b>	26.786	19.252
3	14:29:45.123	<b>1:46.441</b>	41.6	30.684	41.448	34.309
4	14:31:37.073	<b>1:51.950</b>	90.1	48.399	43.911	19.640
5	14:32:45.207	<b>1:08.134</b>	90.6	22.600	<b>26.532</b>	19.002
6	14:33:53.172	<b>1:07.965</b>	89.8	21.775	26.838	19.352
7	14:35:02.343	<b>1:09.171</b>	<b>91.6</b>	22.724	27.179	19.268
8	14:36:10.350	<b>1:08.007</b>	91.6	22.391	26.613	19.003
9	14:37:17.837	<b>1:07.487</b>	91.2	21.820	26.714	<b>18.953</b>

Lap	Time of Day	Lap Tm	SFSpd	S1	S2	S3
<b>(85) Mark BEATY</b>						
1	14:26:56.028	<b>1:14.153</b>	<b>91.9</b>	27.261	26.914	19.978
2	14:28:05.477	<b>1:09.449</b>	69.6	23.004	26.783	19.662
3	14:29:53.111	<b>1:47.634</b>	51.3	32.140	39.736	35.758
4	14:31:42.723	<b>1:49.612</b>	90.4	46.397	42.963	20.252
5	14:32:51.331	<b>1:08.608</b>	89.5	22.791	26.534	19.283
6	14:33:58.898	<b>1:07.567</b>	90.0	22.141	26.048	19.378
7	14:35:06.139	<b>1:07.241</b>	89.0	21.802	26.220	19.219
8	14:36:13.326	<b>1:07.187</b>	88.9	21.872	26.199	<b>19.116</b>
9	14:37:20.298	<b>1:06.972</b>	89.0	<b>21.744</b>	<b>25.984</b>	19.244

Lap	Time of Day	Lap Tm	SFSpd	S1	S2	S3
<b>(15) Elby CLARK</b>						
1	14:26:53.757	<b>1:13.562</b>	90.7	26.773	26.795	19.994
2	14:28:03.183	<b>1:09.426</b>	90.1	23.139	26.765	19.522
3	14:29:49.394	<b>1:46.211</b>	43.6	29.343	41.774	35.094
4	14:31:40.111	<b>1:50.717</b>	90.6	47.557	43.253	19.907
5	14:32:49.946	<b>1:09.835</b>	<b>92.1</b>	22.596	27.450	19.789
6	14:33:58.601	<b>1:08.655</b>	89.5	22.567	<b>26.313</b>	19.775
7	14:35:07.270	<b>1:08.669</b>	91.6	22.455	26.789	19.425
8	14:36:15.322	<b>1:08.052</b>	91.2	22.395	26.427	<b>19.230</b>
9	14:37:23.552	<b>1:08.230</b>	90.6	<b>22.319</b>	26.560	19.351

Lap	Time of Day	Lap Tm	SFSpd	S1	S2	S3
<b>(9) Colin ATKINSON</b>						
1	14:26:54.352	<b>1:13.606</b>	<b>90.8</b>	26.721	27.111	19.774
2	14:28:04.680	<b>1:10.328</b>	80.2	22.745	27.358	20.225
3	14:29:51.038	<b>1:46.358</b>	45.1	30.957	40.258	35.143
4	14:31:41.858	<b>1:50.820</b>	90.2	47.256	43.524	20.040
5	14:32:51.290	<b>1:09.432</b>	89.2	23.023	26.662	19.747
6	14:34:00.025	<b>1:08.735</b>	90.2	22.331	27.091	19.313
7	14:35:07.632	<b>1:07.607</b>	90.4	<b>22.028</b>	<b>26.432</b>	<b>19.147</b>
8	14:36:16.073	<b>1:08.441</b>	90.0	22.612	26.460	19.369
9	14:37:24.965	<b>1:08.892</b>	89.1	22.518	26.866	19.508

Lap	Time of Day	Lap Tm	SFSpd	S1	S2	S3
<b>(10) Ross HODGSON</b>						
1	14:27:01.953	<b>1:15.593</b>	89.7	25.911	29.317	20.365
2	14:28:16.200	<b>1:14.247</b>	66.7	22.832	27.045	24.370
3	14:29:59.037	<b>1:42.837</b>	42.7	26.563	39.190	37.084
4	14:31:46.116	<b>1:47.079</b>	<b>90.3</b>	46.279	40.705	20.095
5	14:32:54.772	<b>1:08.656</b>	89.2	22.489	26.597	19.570
6	14:34:03.157	<b>1:08.385</b>	89.6	22.176	26.423	19.786
7	14:35:11.551	<b>1:08.394</b>	86.7	22.511	26.726	19.157
8	14:36:18.679	<b>1:07.128</b>	87.7	<b>21.791</b>	26.576	<b>18.761</b>
9	14:37:26.294	<b>1:07.615</b>	88.0	22.120	<b>26.322</b>	19.173

Lap	Time of Day	Lap Tm	SFSpd	S1	S2	S3
<b>(77) Michael WEDDELL</b>						
1	14:26:59.449	<b>1:14.690</b>	89.5	26.373	28.547	19.770
2	14:28:12.822	<b>1:13.373</b>	67.0	22.962	26.949	23.462
3	14:29:56.000	<b>1:43.178</b>	46.5	27.156	39.611	36.411
4	14:31:44.925	<b>1:48.925</b>	89.7	46.052	42.357	20.516
5	14:32:53.425	<b>1:08.500</b>	89.8	22.442	26.849	19.209
6	14:34:02.085	<b>1:08.660</b>	87.6	22.492	26.491	19.677
7	14:35:10.609	<b>1:08.524</b>	88.2	<b>22.234</b>	26.815	19.475
8	14:36:18.802	<b>1:08.193</b>	<b>90.9</b>	22.459	26.520	19.214
9	14:37:26.694	<b>1:07.892</b>	88.9	22.450	<b>26.328</b>	<b>19.114</b>

Lap	Time of Day	Lap Tm	SFSpd	S1	S2	S3
<b>(16) Chris LAPIT</b>						
1	14:26:55.465	<b>1:13.943</b>	89.1	27.271	27.099	19.573
2	14:28:05.050	<b>1:09.585</b>	76.4	23.088	26.690	19.807
3	14:29:51.967	<b>1:46.917</b>	43.4	31.535	39.962	35.420
4	14:31:42.333	<b>1:50.366</b>	89.4	46.938	43.252	20.176
5	14:32:52.115	<b>1:09.782</b>	85.5	23.065	26.838	19.879
6	14:34:02.324	<b>1:10.209</b>	89.4	22.511	27.895	19.803
7	14:35:11.795	<b>1:09.471</b>	<b>89.6</b>	22.734	27.084	19.653
8	14:36:19.974	<b>1:08.179</b>	87.6	<b>22.145</b>	<b>26.487</b>	<b>19.547</b>
9	14:37:29.057	<b>1:09.083</b>	87.5	22.532	26.760	19.791

Lap	Time of Day	Lap Tm	SFSpd	S1	S2	S3
<b>(72) Glenn BURTENSHAW</b>						
1	14:26:58.621	<b>1:15.741</b>	90.0	27.151	28.507	20.083
2	14:28:09.976	<b>1:11.355</b>	73.2	23.402	26.854	21.099
3	14:29:54.757	<b>1:44.781</b>	47.9	29.317	39.864	35.600
4	14:31:44.420	<b>1:49.663</b>	<b>90.4</b>	46.239	42.791	20.633
5	14:32:53.693	<b>1:09.273</b>	88.9	22.595	26.995	<b>19.683</b>
6	14:34:02.895	<b>1:09.202</b>	89.8	22.489	26.767	19.



# KMSC/SMRC - Best of Scottish Motorsport

## Scottish Legends Cars Championship

Knockhill 1.267 miles

### Race 131- Heat 2b

21/04/2024 13:55

### Race (9 Laps) started at 14:25:39

Lap	Time of Day	Lap Tm	SFSpd	S1	S2	S3
(28) David ALLAN						
1	14:26:55.734	<b>1:15.190</b>	91.9	26.711	28.649	19.830
2	14:28:06.546	<b>1:10.812</b>	91.1	23.107	27.306	20.399
3	14:29:53.998	<b>1:47.452</b>	51.0	31.833	39.794	35.825
4	14:31:43.696	<b>1:49.698</b>	91.6	45.920	43.569	20.209
5	14:32:52.617	<b>1:08.924</b>	89.4	22.499	<b>26.283</b>	20.139
6	14:34:02.865	<b>1:10.248</b>	90.6	22.737	27.067	20.444
7	14:35:14.443	<b>1:11.578</b>	86.9	23.455	27.609	20.514
8	14:36:23.778	<b>1:09.335</b>	90.9	22.602	27.166	<b>19.567</b>
9	14:37:32.709	<b>1:08.931</b>	87.4	<b>21.945</b>	26.957	20.029

Lap	Time of Day	Lap Tm	SFSpd	S1	S2	S3
(95) Maxim POPELYUSHKO						
1	14:27:00.824	<b>1:17.786</b>	90.8	28.088	29.688	20.010
2	14:28:18.890	<b>1:18.066</b>	37.9	23.343	28.175	26.548
3	14:30:00.788	<b>1:41.898</b>	42.5	31.931	34.060	35.907
4	14:31:49.440	<b>1:48.652</b>	88.6	46.467	40.933	21.252
5	14:33:00.050	<b>1:10.610</b>	89.7	23.191	27.746	19.673
6	14:34:09.597	<b>1:09.547</b>	90.0	22.616	27.367	19.564
7	14:35:18.427	<b>1:08.830</b>	90.3	22.422	27.059	<b>19.349</b>
8	14:36:27.027	<b>1:08.600</b>	90.2	22.286	26.897	19.417
9	14:37:35.215	<b>1:08.188</b>	<b>90.9</b>	<b>22.076</b>	<b>26.670</b>	19.442

Lap	Time of Day	Lap Tm	SFSpd	S1	S2	S3
(17) Billy WAIT						
1	14:26:58.792	<b>1:17.214</b>	77.1	27.811	28.038	21.365
2	14:28:14.432	<b>1:15.640</b>	76.5	24.686	27.399	23.555
3	14:29:56.808	<b>1:42.376</b>	48.1	27.194	38.889	36.293
4	14:31:45.583	<b>1:48.775</b>	90.0	46.944	41.211	20.620
5	14:32:54.476	<b>1:08.893</b>	88.2	22.173	26.665	20.055
6	14:34:02.655	<b>1:08.179</b>	<b>91.2</b>	22.177	<b>26.504</b>	<b>19.498</b>
7	14:35:12.252	<b>1:09.597</b>	89.0	22.612	26.972	20.013
8	14:36:37.315	<b>1:25.063</b>	89.2	<b>21.880</b>	42.829	20.354
9	14:37:45.731	<b>1:08.416</b>	86.7	22.130	26.608	19.678

Lap	Time of Day	Lap Tm	SFSpd	S1	S2	S3
(22) Chris DEWEY						
1	14:26:57.147	<b>1:15.861</b>	90.0	28.577	27.601	19.683
2	14:28:32.251	<b>1:35.104</b>	78.9		20.695	
3	14:30:10.756	<b>1:38.505</b>	42.2	36.390	31.735	30.380
4	14:31:59.902	<b>1:49.146</b>	88.8	44.748	43.006	21.392
5	14:33:10.465	<b>1:10.563</b>	90.7	23.437	27.165	19.961
6	14:34:21.694	<b>1:11.229</b>	<b>92.2</b>	23.999	27.421	19.809
7	14:35:30.390	<b>1:08.696</b>	91.2	22.639	26.731	19.326
8	14:36:37.402	<b>1:07.012</b>	90.7	<b>21.748</b>	<b>26.101</b>	<b>19.163</b>
9	14:37:46.258	<b>1:08.856</b>	90.1	23.221	26.450	19.185

Lap	Time of Day	Lap Tm	SFSpd	S1	S2	S3
(53) Stuart ROBERTSON						
1	14:27:01.702	<b>1:19.591</b>	87.7	28.764	29.463	21.364
2	14:28:19.656	<b>1:17.954</b>	35.0	24.824	28.223	24.907
3	14:30:01.899	<b>1:42.243</b>	44.4	34.125	33.111	35.007
4	14:31:51.933	<b>1:50.034</b>	88.2	46.797	42.211	21.026
5	14:33:02.954	<b>1:11.021</b>	88.3	23.316	<b>27.603</b>	20.102
6	14:34:13.948	<b>1:10.994</b>	88.5	<b>23.028</b>	28.009	19.957
7	14:35:25.450	<b>1:11.502</b>	87.5	23.343	27.761	20.398
8	14:36:36.916	<b>1:11.466</b>	87.8	23.416	27.747	20.303
9	14:37:48.101	<b>1:11.185</b>	<b>88.9</b>	23.665	27.673	<b>19.847</b>

Lap	Time of Day	Lap Tm	SFSpd	S1	S2	S3
(4) Christopher WALLACE						
1	14:27:04.909	<b>1:18.937</b>	88.0	28.674	29.088	21.175
2	14:28:22.825	<b>1:17.916</b>	40.0	23.916	28.658	25.342
3	14:30:06.066	<b>1:43.241</b>	41.4	36.227	31.335	35.679
4	14:31:55.781	<b>1:49.715</b>	85.1	45.436	42.972	21.307
5	14:33:09.543	<b>1:13.762</b>	<b>88.2</b>	24.604	28.271	20.887
6	14:34:20.197	<b>1:10.654</b>	87.5	22.756	27.477	20.421
7	14:35:30.206	<b>1:10.009</b>	86.6	22.739	<b>27.003</b>	20.267
8	14:36:40.549	<b>1:10.343</b>	87.4	22.773	27.533	20.037
9	14:37:50.790	<b>1:10.241</b>	88.1	<b>22.518</b>	27.742	<b>19.981</b>

Lap	Time of Day	Lap Tm	SFSpd	S1	S2	S3
(55) Stuart McANDREW						
1	14:27:03.221	<b>1:18.690</b>	89.7	27.696	30.335	20.659
2	14:28:21.525	<b>1:18.304</b>	38.9	24.423	29.243	24.638
3	14:30:05.085	<b>1:43.560</b>	45.9	36.044	31.729	35.787
4	14:31:55.346	<b>1:50.261</b>	83.6	45.424	42.527	22.310
5	14:33:10.088	<b>1:14.742</b>	85.6	24.345	28.285	22.112
6	14:34:21.488	<b>1:11.400</b>	89.7	23.897	27.454	<b>20.049</b>
7	14:35:31.641	<b>1:10.153</b>	89.4	22.651	<b>27.252</b>	20.250
8	14:36:41.938	<b>1:10.297</b>	89.1	22.460	27.305	20.532
9	14:37:52.203	<b>1:10.265</b>	89.0	<b>22.344</b>	27.364	20.557

Lap	Time of Day	Lap Tm	SFSpd	S1	S2	S3
(333) William READ						
1	14:27:08.081	<b>1:23.596</b>	77.3	29.458	31.096	23.042
2	14:28:30.960	<b>1:22.879</b>	67.7	25.873	32.870	24.136
3	14:30:09.393	<b>1:38.433</b>	44.1	36.956	31.964	29.513
4	14:31:59.772	<b>1:50.379</b>	87.0	45.454	43.148	21.777
5	14:33:13.761	<b>1:13.989</b>	88.3	24.470	28.671	20.848
6	14:34:26.967	<b>1:13.206</b>	89.4	23.950	28.985	20.271
7	14:35:38.960	<b>1:11.993</b>	88.3	23.833	27.777	20.383
8	14:36:48.908	<b>1:09.948</b>	<b>89.7</b>	22.953	<b>27.397</b>	<b>19.598</b>
9	14:38:00.152	<b>1:11.244</b>	87.3	<b>22.490</b>	28.232	20.522

Lap	Time of Day	Lap Tm	SFSpd	S1	S2	S3
(6) Gary ATKINSON						
1	14:27:07.395	<b>1:22.122</b>	88.2	29.328	30.818	21.976
2	14:28:29.110	<b>1:21.715</b>	64.2	25.284	31.127	25.304
3	14:30:07.747	<b>1:38.637</b>	44.6	35.345	32.052	31.240
4	14:31:57.356	<b>1:49.609</b>	87.6	45.166	42.899	21.544
5	14:33:10.433	<b>1:13.077</b>	<b>88.9</b>	24.050	28.114	20.913
6	14:34:24.896	<b>1:14.463</b>	88.4	25.082	28.856	20.525
7	14:35:36.533	<b>1:11.637</b>	87.8	23.167	27.848	20.622
8	14:36:47.764	<b>1:11.231</b>	88.9	23.303	<b>27.791</b>	<b>20.137</b>
9	14:38:06.898	<b>1:19.134</b>	85.4	<b>23.107</b>	34.872	21.155

Lap	Time of Day	Lap Tm	SFSpd	S1	S2	S3
(27) Grant HUNTER						
1	14:26:54.717	<b>1:13.871</b>	89.2	26.842	27.329	19.700
2	14:28:04.371	<b>1:09.654</b>	85.9	23.334	26.737	19.583
3	14:29:50.235	<b>1:45.864</b>	43.9	29.935	40.789	35.140
4	14:31:41.105	<b>1:50.870</b>	89.6	47.431	43.130	20.309
5	14:33:15.672	<b>1:34.567</b>	91.6	47.752	27.044	19.771
6	14:34:26.552	<b>1:10.880</b>	90.2	22.685	27.711	20.484
7	14:35:35.758	<b>1:09.206</b>	90.6	22.439	27.074	19.693
8	14:36:43.399	<b>1:07.641</b>	<b>91.8</b>	22.166	<b>26.183</b>	<b>19.292</b>
9	14:38:12.504	<b>1:29.105</b>	90.3	<b>21.819</b>	46.125	21.161

Lap	Time of Day	Lap Tm	SFSpd	S1	S2	S3
(78) David HEADEN						
1	14:27:08.306	<b>1:22.000</b>	84.6	28.838	30.801	22.361
2	14:28:27.985	<b>1:19.679</b>	81.5	26.284	29.589	23.806
3	14:30:08.659	<b>1:40.674</b>	43.9	39.199	31.862	29.613
4	14:31:58.910	<b>1:50.251</b>	86.7	45.522	43.416	21.313
5	14:33:13.426	<b>1:14.516</b>	86.6	24.199	29.304	21.013
6	14:34:27.118	<b>1:13.692</b>	86.5	23.798	28.337	21.557
7	14:35:41.245	<b>1:14.127</b>	<b>86.8</b>	24.520	28.820	<b>20.787</b>
8	14:36:54.913	<b>1:13.668</b>	80.7	<b>23.652</b>	<b>28.220</b>	21.796
9	14:38:16.388	<b>1:21.475</b>	60.6	26.138	31.436	23.901

Lap	Time of Day	Lap Tm	SFSpd	S1	S2	S3
(24) Matthew PAPE						
1	14:26:58.194	<b>1:14.400</b>	88.9	26.524	27.934	19.942
2	14:30:11.598	<b>3:13.404</b>	39.9	2:16.593	27.675	29.136
3	14:32:00.091	<b>1:48.493</b>	<b>91.2</b>	44.517	42.984	20.992
4	14:33:10.959	<b>1:10.868</b>	90.1	23.456	27.414	19.998
5	14:34:20.224	<b>1:09.265</b>	89.0	23.411	26.352	19.502
6	14:35:26.907	<b>1:06.683</b>	89.1	21.734	25.967	<b>18.982</b>
7	14:36:33.905	<b>1:06.998</b>	88.6	21.722	26.168	19.108
8	14:37:40.243	<b>1:06.338</b>	89.5	<b>21.445</b>	<b>25.828</b>	19.065

Clerk of the Course

Orbits

Sig : Time :  
 Chief Timekeeper - Ian Sharp (SMART Timing)  
 Results available at [www.smart-timing.co.uk](http://www.smart-timing.co.uk) and [www.speedhive.com](http://www.speedhive.com)



motor  
sport  
UK

RACE  
WITH  
RESPECT





# KMSC/SMRC - Best of Scottish Motorsport

Scottish Legends Cars Championship

Knockhill 1.267 miles

Race 131- Heat 2b

21/04/2024 13:55

Race (9 Laps) started at 14:25:39



Lap	Time of Day	Lap Tm	SFSpd	S1	S2	S3
<b>(66) Alastair CALDERWOOD</b>						
1	14:27:02.325	<b>1:22.058</b>	<b>88.8</b>	29.518	31.668	20.872
2	14:28:20.413	<b>1:18.088</b>	33.7	24.744	28.281	25.063
3	14:30:03.447	<b>1:43.034</b>	46.1	35.584	32.164	35.286
4	14:31:54.153	<b>1:50.706</b>	86.3	46.018	43.027	21.661
5	14:33:09.491	<b>1:15.338</b>	85.7	24.438	29.243	21.657
6	14:34:26.104	<b>1:16.613</b>	85.6	24.972	29.986	21.655
7	14:35:39.887	<b>1:13.783</b>	87.2	24.927	28.431	<b>20.425</b>
8	14:37:00.392	<b>1:20.505</b>	31.5	<b>23.978</b>	<b>28.099</b>	28.428
<b>(46) Brent BOWIE</b>						
1	14:26:58.359	<b>1:15.072</b>	89.1	26.896	28.579	<b>19.597</b>
2	14:28:15.514	<b>1:17.155</b>	72.1	25.529	27.014	24.612
3	14:29:57.518	<b>1:42.004</b>	45.5	26.886	38.850	36.268
4	14:31:45.789	<b>1:48.271</b>	<b>90.1</b>	46.595	41.060	20.616
5	14:32:59.799	<b>1:14.010</b>	38.4	<b>22.378</b>	<b>26.588</b>	25.044
<b>(25) Graham MOORE</b>						
1	14:27:01.716	<b>1:16.460</b>	<b>87.7</b>	26.392	29.670	<b>20.398</b>
2	14:28:18.169	<b>1:16.453</b>	35.7	<b>23.801</b>	<b>27.545</b>	25.107

Clerk of the Course

Orbits

Sig : Time :  
 Chief Timekeeper - Ian Sharp (SMART Timing)  
 Results available at [www.smart-timing.co.uk](http://www.smart-timing.co.uk) and [www.speedhive.com](http://www.speedhive.com)

Printed: 21/04/2024 14:41:50





# KMSC/SMRC - Best of Scottish Motorsport

# Lapchart

Scottish Legends Cars Championship

Knockhill 1.267 miles

Race 131- Heat 2b

21/04/2024 13:55

Race (9 Laps) started at 14:25:39



Competitors	Laps									
	0	1	2	3	4	5	6	7	8	9
Jonty NORMAN (43)	1	43	43	52	52	52	52	52	52	52
Scott HYNDS (26)	2	26	14	43	43	43	43	14	14	14
Elby CLARK (15)	3	15	26	14	14	14	26	14	26	26
Alastair CALDERWOOD (66)	4	66	52	26	26	26	14	26	43	8
David ALLAN (28)	5	28	15	8	8	8	8	8	43	43
Colin ATKINSON (9)	6	9	9	15	15	15	15	15	85	85
Grant HUNTER (27)	7	27	27	27	27	27	9	85	15	15
Chris DEWEY (22)	8	22	16	9	9	9	85	9	9	9
Daniel CLARK (14)	9	14	28	16	16	16	16	77	77	10
Chris LAPIT (16)	10	16	8	85	85	85	28	16	10	77
Billy WAIT (17)	11	17	85	28	28	28	77	17	16	16
Mark BEATY (85)	12	85	22	72	72	72	72	28	17	72
Stuart ROBERTSON (53)	13	53	24	77	77	77	17	72	72	28
Stewart BLACK (52)	14	52	46	17	17	17	10	10	28	95
Steve WHITELEGG (8)	15	8	72	46	46	46	46	95	95	53
Glenn BURTEISHAW (72)	16	72	17	10	10	10	95	53	53	17
Maxim POPELYUSHKO (95)	17	95	77	25	95	95	53	4	4	22
Brent BOWIE (46)	18	46	95	95	53	53	66	55	22	4
Matthew PAPE (24)	19	24	53	53	66	66	4	22	55	55
William READ (333)	20	333	25	66	55	55	55	6	27	27
Stuart McANDREW (55)	21	55	10	55	4	4	6	66	6	6
Michael WEDDELL (77)	22	77	66	4	6	6	22	27	333	333
Graham MOORE (25)	23	25	55	78	78	78	78	333	66	78
Gary ATKINSON (6)	24	6	4	6	333	333	333	78	78	66
Christopher WALLACE (4)	25	4	6	333	22	22	27	24	24	24
David HEADEN (78)	26	78	333	22	24	24	24			
Ross HODGSON (10)	27	10	78	24						
-	28									

### Clerk of the Course Orbits

Sig : Time :  
 Chief Timekeeper - Ian Sharp (SMART Timing)  
 Results available at [www.smart-timing.co.uk](http://www.smart-timing.co.uk) and [www.speedhive.com](http://www.speedhive.com)  
 Printed: 21/04/2024 14:42:16





WHITELINE



Bulletin No. \_\_\_\_\_



# KMSC/SMRC - Best of Scottish Motorsport

Sorted on best lap time

Super Lap Scotland

Knockhill 1.267 miles

Qualifying

21/04/2024 14:15

Practice (20:00 Time) started at 14:44:49

Pos	No.	Name	Make/Model	CC	Class	Laps	Best Tm	Diff	Best Speed	2nd Best
1	77	Ian BONTHRONE	BMW M4	3000	D	11	59.650		76.460	1:00.440
2	35	Stephen HENDERSON	BMW M2 Competition	3000	D	19	1:00.419	0.769	75.487	1:00.605
3	86	Adam MORRISON	Mini Cooper S	2000	D	12	1:03.516	3.866	71.806	1:03.750
4	7	Fraser McNEILL	Honda Civic EG	2400	D	10	1:04.777	5.127	70.408	1:04.980
5	9	Steven ARKLEY	Westfield Megabusa	1440	B	13	1:04.829	5.179	70.352	1:06.258
6	71	David PENNY	Caterham R500	1800	B	10	1:06.179	6.529	68.917	1:06.505
7	2	Lance GAULD	Porsche GT4 RS	3000	Gue	7	1:06.303	6.653	68.788	1:06.552
8	10	Nev WOOD	Ariel Atom	2000	P	11	1:06.509	6.859	68.575	1:06.915
9	37	Andrew SKINNER	Westfield Seiw	1800	D	16	1:06.703	7.053	68.375	1:06.983
10	23	Andrew COWIE	Subaru Impreza	2100	D	8	1:08.018	8.368	67.053	1:08.809
11	29	Carl WALKER	Renault Clio 172	2000	F	11	1:09.740	10.090	65.398	1:09.798
12	56	Andrew FAHEY	Renault Megane	2000	F	15	1:09.769	10.119	65.371	1:10.092
13	5	Alex MILNE	Renault Megane R26	1995	E	7	1:09.960	10.310	65.192	1:11.711
14	17	Marc THOMSON	Mini Cooper S R53	1600S	F	12	1:10.737	11.087	64.476	1:10.974
15	311	Steve SADLER	Peugeot 205 GTi	1905	E	9	1:11.611	11.961	63.689	1:11.936
16	12	James CORCORAN	Caterham 7 Megagrad	1588	D	15	1:12.161	12.511	63.204	1:12.634
17	144	Donnie MacLEOD	Renault Clio 172	1998	D	1			-	

Clerk of the Course

Orbits

Sig : Time :  
 Chief Timekeeper - Ian Sharp (SMART Timing)  
 Results available at [www.smart-timing.co.uk](http://www.smart-timing.co.uk) and [www.speedhive.com](http://www.speedhive.com)



motor sport UK

RACE WITH RESPECT





# KMSC/SMRC - Best of Scottish Motorsport

## Super Lap Scotland

Knockhill 1.267 miles

### Qualifying

21/04/2024 14:15

Practice (20:00 Time) started at 14:44:49

Lap	Time of Day	Lap Tm	SFSpd	S1	S2	S3
4	14:50:36.985	1:14.541	92.4	23.160	30.310	21.071
5	14:51:45.003	1:08.018	90.6	22.257	26.402	19.359
6	14:52:56.977	1:11.974	91.1	22.404	27.933	21.637
7	14:54:05.786	1:08.809	83.0	22.100	26.313	20.396
8	14:55:25.472	1:19.686	27.1	24.563	29.307	25.816

(29) Carl WALKER

1	14:46:43.393		77.0		33.522	23.812
2	14:47:55.241	1:11.848	79.3	23.745	27.639	20.464
3	14:49:05.421	1:10.180	84.3	23.116	26.972	20.092
4	14:50:15.219	1:09.798	84.0	22.706	27.019	20.073
5	14:51:29.874	1:14.655	70.7	23.075	30.150	21.430
6	14:52:48.379	1:18.505	82.6	25.844	32.269	20.392
7	14:53:58.119	1:09.740	80.3	22.353	27.144	20.243
8	14:55:22.430	1:24.311	32.0	22.420	26.505	35.386
9	14:57:57.745	2:35.315	80.0	1:39.118	34.548	21.649
10	15:05:23.774	5:46.598	82.0		28.047	20.568
11	15:06:37.218	1:13.444	35.0	22.710	26.978	23.756

(56) Andrew FAHEY

1	14:46:42.292		65.3		33.603	23.675
2	14:48:19.557	1:37.265	58.5	32.467	35.665	29.133
3	14:49:39.672	1:20.115	52.0	27.042	29.892	23.181
4	14:51:08.832	1:29.160	39.8	27.259	32.991	28.910
5	14:52:25.517	1:16.685	80.4	26.959	29.039	20.687
6	14:53:36.617	1:11.100	81.0	23.814	27.256	20.030
7	14:55:02.417	1:25.800	33.9	25.628	29.873	30.299
8	14:56:25.871	1:23.454	55.6	28.360	29.161	25.933
9	14:57:54.605	1:28.734	81.6	29.368	38.228	21.138
10	15:05:21.403	5:51.324	80.1		29.280	20.317
11	15:06:31.172	1:09.769	81.1	23.202	26.764	19.803
12	15:07:41.567	1:10.395	80.9	23.550	26.864	19.981
13	15:08:51.757	1:10.190	81.8	23.372	26.970	19.848
14	15:10:01.849	1:10.092	81.4	23.631	26.536	19.925
15	15:11:15.790	1:13.941	25.7	23.419	26.646	23.876

(5) Alex MILNE

1	14:46:07.833		79.2		30.243	22.448
2	14:47:21.120	1:13.287	86.5	24.595	28.237	20.455
3	14:48:31.080	1:09.960	87.0	23.088	27.174	19.698
4	14:49:43.896	1:12.816	86.4	24.428	28.225	20.163
5	14:50:56.804	1:12.908	86.4	24.915	28.198	19.795
6	14:52:08.515	1:11.711	86.7	23.882	28.112	19.717
7	14:53:26.648	1:18.133	31.5	23.806	28.959	25.368

(17) Marc THOMSON

1	14:46:19.119		58.8		31.848	24.476
2	14:47:35.110	1:15.991	81.1	26.157	28.942	20.892
3	14:48:52.971	1:17.861	81.3	25.847	31.075	20.939
4	14:50:08.026	1:15.055	81.6	23.969	29.907	21.179
5	14:51:20.574	1:12.548	81.4	23.793	28.257	20.498
6	14:52:32.860	1:12.286	81.3	23.949	27.837	20.500
7	14:53:50.002	1:17.142	70.3	24.224	29.574	23.344
8	14:55:01.912	1:11.910	81.7	23.937	27.831	20.142
9	14:56:12.886	1:10.974	82.2	23.637	27.487	19.850
10	14:57:23.623	1:10.737	82.6	23.404	27.225	20.108
11	15:05:28.172	6:49.619	81.0		28.994	20.065
12	15:07:05.526	1:37.354	25.7			31.268

(311) Steve SADLER

1	14:46:11.441		84.3		30.402	23.075
2	14:47:25.112	1:13.671	86.9	23.380	27.694	22.597
3	14:48:37.825	1:12.713	87.8	23.756	27.188	21.769
4	14:50:08.788	1:30.963	57.0	27.708	33.906	29.349
5	14:51:34.817	1:26.029	86.4	30.517	33.074	22.438
6	14:52:46.428	1:11.611	86.6	23.887	27.592	20.132

Lap	Time of Day	Lap Tm	SFSpd	S1	S2	S3
7	14:54:08.095	1:21.667	86.8	26.910	32.336	22.421
8	14:55:20.031	1:11.936	83.3	23.806	27.292	20.838
9	14:56:50.455	1:30.424	19.3	27.200	31.749	31.475

(12) James CORCORAN

1	14:46:39.610		84.1		33.689	23.678
2	14:48:00.967	1:21.357	83.8	26.307	31.926	23.124
3	14:49:18.129	1:17.162	84.7	25.440	30.038	21.684
4	14:50:39.495	1:21.366	80.9	26.199	32.792	22.375
5	14:52:01.134	1:21.639	84.1	29.526	30.441	21.672
6	14:53:19.313	1:18.179	78.6	25.048	29.944	23.187
7	14:54:36.704	1:17.391	82.2	25.161	30.243	21.987
8	14:55:52.363	1:15.659	83.6	24.559	29.382	21.718
9	14:57:05.763	1:13.400	80.8	23.618	28.644	21.138
10	14:58:18.397	1:12.634	81.8	23.750	28.029	20.855
11	15:05:31.951	5:15.929	83.1	6:19.374	32.000	22.180
12	15:06:49.923	1:17.972	79.4	24.680	31.714	21.578
13	15:08:02.932	1:13.009	82.8	23.946	27.918	21.145
14	15:09:16.345	1:13.413	83.4	22.926	28.256	22.231
15	15:10:28.506	1:12.161	83.3	23.183	27.724	21.254

(144) Donnie MacLEOD

1	14:57:22.560		65.2		29.524	22.931
---	--------------	--	------	--	--------	--------

### Clerk of the Course

Sig : Time :  
 Chief Timekeeper - Ian Sharp (SMART Timing)  
 Results available at [www.smart-timing.co.uk](http://www.smart-timing.co.uk) and [www.speedhive.com](http://www.speedhive.com)

Printed: 21/04/2024 15:14:50

### Orbits







Bulletin No. \_\_\_\_\_

**KMSC/SMRC - Best of Scottish Motorsport****Sorted on Laps**

Scottish Fiesta ST Cup

Knockhill 1.267 miles

Race 14 - 2nd Race

21/04/2024 14:45

Race (12 Laps) started at 15:20:20

Pos	No.	Name	Make/Model	CC	Class	Laps	Total Tm	Diff	Best Tm	In Lap	2nd Best
1	147	Gerry HENDRY	Ford Fiesta ST	2000	ST	12	13:31.705		1:06.538	7	1:06.561
2	31	Broddy ORR	Ford Fiesta ST	2000	ST	12	13:32.213	0.508	1:06.602	6	1:06.791
3	21	Kieren PREEDY	Ford Fiesta ST	2000	ST	12	13:39.558	7.853	1:07.381	4	1:07.467
4	35	Andrew MACKIE	Ford Fiesta ST	2000	ST	12	13:44.790	13.085	1:07.580	7	1:07.824
5	83	Sophie KINGHORN	Ford Fiesta ST	2000	STCN	12	13:45.940	14.235	1:07.714	12	1:07.725
6	52	Dave COLVILLE	Ford Fiesta ST	2000	ST	12	13:47.202	15.497	1:07.263	6	1:07.592
7	99	James DICKIE	Ford Fiesta ST	2000	STN	12	13:47.743	16.038	1:07.442	12	1:07.838
8	95	Paul CURTIS	Ford Fiesta ST	2000	ST	12	13:52.961	21.256	1:07.891	11	1:08.226
9	5	Lorn MURRAY	Ford Fiesta ST	2000	STC	12	13:53.291	21.586	1:07.799	11	1:07.957
10	3	Stewart SCOTT	Ford Fiesta ST	2000	ST	12	14:04.056	32.351	1:08.885	5	1:08.947
11	14	Duncan STEELE	Ford Fiesta ST	2000	STC	12	14:15.757	44.052	1:09.084	9	1:09.098
12	7	Stuart MURRAY	Ford Fiesta ST	2000	STC	12	14:17.454	45.749	1:09.766	9	1:09.809
13	30	Michael GORDON	Ford Fiesta ST	2000	STN	12	14:29.793	58.088	1:10.792	6	1:11.220
14	58	Kenneth LEES	Ford Fiesta ST	2000	STCN	12	14:38.993	1:07.288	1:11.293	7	1:11.558
15	32	Daniel FORBES	Ford Fiesta ST	2000	STN	11	13:42.500	1 Lap	1:11.653	5	1:12.265

**Not classified**

DNF	23	Lucy HALES-MAVER	Ford Fiesta ST	2000	ST	7	9:06.586	DNF	1:10.803	5	1:13.011
DNF	79	Calum BRUCE	Ford Fiesta ST	2000	STN	6	7:32.598	DNF	1:12.687	5	1:13.160
DNF	68	Arran WARD	Ford Fiesta ST	2000	ST	3	3:31.218	DNF	1:08.498	3	1:09.324

Margin of Victory	Avg. Speed	Best Lap Tm	Best Speed	Best Lap by
0.508	67.426	1:06.538	68.545	147 - Gerry HENDRY

**Clerk of the Course****Orbits**

Sig : Time :  
 Chief Timekeeper - Ian Sharp (SMART Timing)

Results available at [www.smart-timing.co.uk](http://www.smart-timing.co.uk) and [www.speedhive.com](http://www.speedhive.com)

Printed: 21/04/2024 15:36:32



motor  
sport  
UK

RACE  
WITH  
RESPECT



# KMSC/SMRC - Best of Scottish Motorsport

## Scottish Fiesta ST Cup

Knockhill 1.267 miles

### Race 14 - 2nd Race

21/04/2024 14:45

### Race (12 Laps) started at 15:20:20

Lap	Time of Day	Lap Tm	SFSpd	S1	S2	S3
(147) Gerry HENDRY						
1	15:21:32.450		81.3		26.487	19.754
2	15:22:39.638	1:07.188	81.8	21.884	25.935	19.369
3	15:23:46.734	1:07.096	82.4	21.779	26.062	19.255
4	15:24:54.840	1:08.106	81.8	21.911	26.340	19.855
5	15:26:02.305	1:07.465	82.6	21.800	25.958	19.707
6	15:27:08.866	1:06.561	81.9	21.493	25.786	19.282
7	15:28:15.404	1:06.538	82.7	21.370	25.730	19.438
8	15:29:22.716	1:07.312	82.0	21.855	26.053	19.404
9	15:30:29.650	1:06.934	81.3	21.490	25.997	19.447
10	15:31:37.246	1:07.596	81.0	21.774	26.284	19.538
11	15:32:44.568	1:07.322	81.4	21.570	26.123	19.629
12	15:33:51.749	1:07.181	80.7	21.544	26.065	19.572

Lap	Time of Day	Lap Tm	SFSpd	S1	S2	S3
(31) Broddy ORR						
1	15:21:31.596		80.0		26.382	19.847
2	15:22:38.960	1:07.364	79.6	21.725	26.025	19.614
3	15:23:46.344	1:07.384	79.5	21.738	26.041	19.605
4	15:24:54.414	1:08.070	79.9	21.933	26.504	19.633
5	15:26:01.704	1:07.290	80.6	21.690	26.101	19.499
6	15:27:08.306	1:06.602	80.1	21.503	25.643	19.456
7	15:28:15.097	1:06.791	79.6	21.431	25.637	19.723
8	15:29:23.550	1:08.453	79.9	22.328	26.416	19.709
9	15:30:30.830	1:07.280	79.4	21.588	26.006	19.686
10	15:31:38.218	1:07.388	80.0	21.714	26.117	19.557
11	15:32:45.372	1:07.154	77.9	21.563	25.914	19.677
12	15:33:52.257	1:06.885	80.0	21.518	25.821	19.546

Lap	Time of Day	Lap Tm	SFSpd	S1	S2	S3
(21) Kieren PREEDY						
1	15:21:33.941		80.9		27.213	20.099
2	15:22:42.411	1:08.470	81.2	21.979	26.730	19.761
3	15:23:50.146	1:07.735	81.4	22.020	26.248	19.467
4	15:24:57.527	1:07.381	81.8	21.752	26.148	19.481
5	15:26:05.710	1:08.183	81.0	22.159	25.885	20.139
6	15:27:13.331	1:07.621	80.2	22.022	25.787	19.812
7	15:28:20.818	1:07.487	81.0	21.923	25.874	19.690
8	15:29:28.766	1:07.948	80.9	21.836	26.393	19.719
9	15:30:36.469	1:07.703	81.1	21.870	26.149	19.684
10	15:31:44.060	1:07.591	81.4	21.932	26.039	19.620
11	15:32:51.527	1:07.467	81.0	21.798	26.029	19.640
12	15:33:59.602	1:08.075	81.2	22.178	26.110	19.787

Lap	Time of Day	Lap Tm	SFSpd	S1	S2	S3
(35) Andrew MACKIE						
1	15:21:35.193		77.9		27.850	20.507
2	15:22:44.008	1:08.815	78.6	22.566	26.402	19.847
3	15:23:52.059	1:08.051	78.2	21.914	26.369	19.768
4	15:25:00.265	1:08.206	78.3	21.940	26.491	19.775
5	15:26:08.567	1:08.302	78.4	21.939	26.440	19.923
6	15:27:16.587	1:08.020	77.4	21.829	26.300	19.891
7	15:28:24.167	1:07.580	78.9	21.752	26.160	19.668
8	15:29:32.506	1:08.339	78.2	21.806	26.739	19.794
9	15:30:40.844	1:08.338	78.2	22.010	26.405	19.923
10	15:31:48.668	1:07.824	78.3	21.813	26.154	19.857
11	15:32:56.606	1:07.938	78.1	21.825	26.231	19.882
12	15:34:04.834	1:08.228	78.6	21.891	26.560	19.777

Lap	Time of Day	Lap Tm	SFSpd	S1	S2	S3
(83) Sophie KINGHORN						
1	15:21:35.517		79.7		27.447	20.295
2	15:22:45.122	1:09.605	81.3	23.195	26.653	19.757
3	15:23:53.376	1:08.254	81.1	21.922	26.577	19.755
4	15:25:01.683	1:08.307	81.0	22.173	26.399	19.735
5	15:26:09.742	1:08.059	81.1	22.042	26.121	19.896
6	15:27:17.625	1:07.883	81.1	21.979	26.252	19.652
7	15:28:25.446	1:07.821	81.3	21.805	26.313	19.703
8	15:29:34.050	1:08.604	80.3	21.879	26.637	20.088

Lap	Time of Day	Lap Tm	SFSpd	S1	S2	S3
9	15:30:42.327	1:08.277	80.6	22.204	26.384	19.689
10	15:31:50.545	1:08.218	80.6	22.039	26.442	19.737
11	15:32:58.270	1:07.725	80.7	21.852	26.182	19.691
12	15:34:05.984	1:07.714	79.1	21.655	26.325	19.734

Lap	Time of Day	Lap Tm	SFSpd	S1	S2	S3
(52) Dave COLVILLE						
1	15:21:35.753		81.0		27.244	20.317
2	15:22:45.765	1:10.012	81.5	23.565	26.527	19.920
3	15:23:54.580	1:08.815	80.5	22.494	26.532	19.789
4	15:25:02.458	1:07.878	81.5	22.002	26.155	19.721
5	15:26:10.853	1:08.395	81.1	22.042	26.570	19.783
6	15:27:18.116	1:07.263	81.3	21.859	25.817	19.587
7	15:28:25.976	1:07.860	81.0	22.029	26.113	19.718
8	15:29:34.361	1:08.385	77.6	22.096	26.299	19.990
9	15:30:43.314	1:08.953	80.8	22.375	26.827	19.751
10	15:31:51.266	1:07.952	80.3	22.042	26.193	19.717
11	15:32:59.654	1:08.388	80.9	22.144	26.600	19.644
12	15:34:07.246	1:07.592	79.5	21.919	25.944	19.729

Lap	Time of Day	Lap Tm	SFSpd	S1	S2	S3
(99) James DICKIE						
1	15:21:35.455		81.1		27.525	20.647
2	15:22:46.777	1:11.322	80.4	22.749	28.595	19.978
3	15:23:55.296	1:08.519	80.6	22.259	26.294	19.966
4	15:25:03.630	1:08.334	80.5	22.087	26.275	19.972
5	15:26:11.614	1:07.984	81.0	21.751	26.178	20.055
6	15:27:19.452	1:07.838	80.4	21.890	26.250	19.698
7	15:28:27.485	1:08.033	80.5	21.837	26.471	19.725
8	15:29:35.329	1:07.844	80.3	21.758	26.279	19.807
9	15:30:44.024	1:08.695	80.2	21.796	26.879	20.020
10	15:31:52.470	1:08.446	79.7	21.788	26.774	19.884
11	15:33:00.345	1:07.875	81.0	21.785	26.269	19.821
12	15:34:07.787	1:07.442	81.0	21.877	25.861	19.704

Lap	Time of Day	Lap Tm	SFSpd	S1	S2	S3
(95) Paul CURTIS						
1	15:21:36.506		79.2		27.415	20.433
2	15:22:47.545	1:11.039	79.9	23.351	27.578	20.110
3	15:23:57.064	1:09.519	79.1	22.192	27.192	20.135
4	15:25:06.120	1:09.056	79.0	22.355	26.426	20.275
5	15:26:14.650	1:08.530	79.1	22.182	26.137	20.211
6	15:27:23.076	1:08.426	79.2	22.022	26.428	19.976
7	15:28:31.411	1:08.335	79.3	22.027	26.323	19.985
8	15:29:39.685	1:08.274	80.1	21.883	26.456	19.935
9	15:30:48.386	1:08.701	79.9	22.141	26.503	20.057
10	15:31:56.612	1:08.226	79.2	22.103	26.248	19.875
11	15:33:04.503	1:07.891	79.2	21.820	26.223	19.848
12	15:34:13.005	1:08.502	79.3	22.051	26.374	20.077

Lap	Time of Day	Lap Tm	SFSpd	S1	S2	S3
(5) Lorn MURRAY						
1	15:21:37.866		78.8		28.067	20.459
2	15:22:48.562	1:10.696	78.8	22.808	27.363	20.525
3	15:23:58.094	1:09.532	78.6	22.535	26.878	20.119
4	15:25:07.628	1:09.534	78.6	22.512	26.690	20.332
5	15:26:16.431	1:08.803	79.4	22.266	26.470	20.067
6	15:27:24.798	1:08.367	78.4	21.979	26.427	19.961
7	15:28:32.755	1:07.957	79.2	22.011	26.209	19.737
8	15:29:41.111	1:08.356	78.7	21.869	26.660	19.827
9	15:30:49.116	1:08.005	79.9	21.946	26.246	19.813
10	15:31:57.284	1:08.168	79.7	21.972	26.426	19.770
11	15:33:05.083	1:07.799	79.8	22.046	26.126	19.627
12	15:34:13.335	1:08.252	79.0	21.838	26.398	20.016

Lap	Time of Day	Lap Tm	SFSpd	S1	S2	S3
(3) Stewart SCOTT						
1	15:21:37.419		79.7		27.216	21.019
2	15:22:48.155	1:10.736	81.0	22.842	27.282	20.612
3	15:23:57.479	1:09.324	81.3	22.368	27.015	19.941
4	15:25:06.886	1:09.407	81.0	22.478	26.732	20.197

### Clerk of the Course

Sig : Time :  
Chief Timekeeper - Ian Sharp (SMART Timing)  
Results available at [www.smart-timing.co.uk](http://www.smart-timing.co.uk) and [www.speedhive.com](http://www.speedhive.com)

### Orbits



**KMSC/SMRC - Best of Scottish Motorsport****Scottish Fiesta ST Cup****Knockhill 1.267 miles****Race 14 - 2nd Race****21/04/2024 14:45****Race (12 Laps) started at 15:20:20**

Lap	Time of Day	Lap Tm	SFSpd	S1	S2	S3
5	15:26:15.771	<b>1:08.885</b>	80.6	22.238	<b>26.488</b>	20.159
6	15:27:24.973	<b>1:09.202</b>	80.9	<b>22.041</b>	26.865	20.296
7	15:28:33.920	<b>1:08.947</b>	80.6	22.635	26.628	<b>19.684</b>
8	15:29:44.194	<b>1:10.274</b>	81.0	22.895	27.219	20.160
9	15:30:53.736	<b>1:09.542</b>	79.6	22.384	27.055	20.103
10	15:32:03.714	<b>1:09.978</b>	80.2	22.504	27.256	20.218
11	15:33:13.315	<b>1:09.601</b>	81.2	22.236	27.256	20.109
12	15:34:24.100	<b>1:10.785</b>	78.6	22.710	27.443	20.632

**(14) Duncan STEELE**

1	15:21:39.360		79.8		28.051	21.060
2	15:22:51.860	<b>1:12.500</b>	78.7	23.489	27.575	21.436
3	15:24:02.930	<b>1:11.070</b>	78.1	22.890	27.622	20.558
4	15:25:15.001	<b>1:12.071</b>	72.1	22.277	27.514	22.280
5	15:26:25.768	<b>1:10.767</b>	79.8	22.808	27.089	20.870
6	15:27:36.212	<b>1:10.444</b>	80.2	22.919	27.065	20.460
7	15:28:46.971	<b>1:10.759</b>	<b>80.3</b>	23.365	27.041	20.353
8	15:29:57.403	<b>1:10.432</b>	77.6	22.830	27.353	20.249
9	15:31:06.487	<b>1:09.084</b>	79.2	<b>22.143</b>	26.798	20.143
10	15:32:15.585	<b>1:09.098</b>	79.6	22.291	<b>26.795</b>	<b>20.012</b>
11	15:33:25.728	<b>1:10.143</b>	79.2	22.797	27.102	20.244
12	15:34:35.801	<b>1:10.073</b>	79.4	22.588	27.017	20.468

**(7) Stuart MURRAY**

1	15:21:39.073		79.4		27.958	21.368
2	15:22:51.221	<b>1:12.148</b>	79.4	23.452	27.496	21.200
3	15:24:02.977	<b>1:11.756</b>	<b>80.3</b>	23.111	27.789	20.856
4	15:25:13.956	<b>1:10.979</b>	79.0	23.051	26.990	20.938
5	15:26:25.257	<b>1:11.301</b>	79.1	22.999	27.511	20.791
6	15:27:36.017	<b>1:10.760</b>	79.4	23.044	27.085	20.631
7	15:28:46.672	<b>1:10.655</b>	79.8	23.220	26.957	20.478
8	15:29:57.763	<b>1:11.091</b>	79.3	22.826	27.355	20.910
9	15:31:07.529	<b>1:09.766</b>	79.3	<b>22.650</b>	26.839	<b>20.277</b>
10	15:32:17.338	<b>1:09.809</b>	80.0	22.745	<b>26.543</b>	20.521
11	15:33:27.152	<b>1:09.814</b>	80.2	22.820	26.670	20.324
12	15:34:37.498	<b>1:10.346</b>	79.9	22.691	27.112	20.543

**(30) Michael GORDON**

1	15:21:40.372		<b>80.3</b>		28.301	21.355
2	15:22:52.657	<b>1:12.285</b>	80.3	23.624	27.548	21.113
3	15:24:04.489	<b>1:11.832</b>	78.0	23.465	27.521	20.846
4	15:25:17.059	<b>1:12.570</b>	77.8	23.310	27.584	21.676
5	15:26:28.765	<b>1:11.706</b>	79.1	23.447	27.320	20.939
6	15:27:39.557	<b>1:10.792</b>	79.3	<b>22.952</b>	<b>27.155</b>	20.685
7	15:28:50.777	<b>1:11.220</b>	79.5	22.966	27.477	20.777
8	15:30:03.046	<b>1:12.269</b>	78.8	23.217	28.273	20.779
9	15:31:14.587	<b>1:11.541</b>	79.1	23.028	27.946	20.567
10	15:32:26.601	<b>1:12.014</b>	78.7	23.367	28.057	20.590
11	15:33:38.244	<b>1:11.643</b>	79.0	23.288	27.550	20.805
12	15:34:49.837	<b>1:11.593</b>	79.1	23.463	27.851	<b>20.279</b>

**(58) Kenneth LEES**

1	15:21:42.349		79.3		28.830	21.630
2	15:22:55.632	<b>1:13.283</b>	78.5	23.937	27.830	21.516
3	15:24:08.610	<b>1:12.978</b>	78.0	24.059	27.856	21.063
4	15:25:20.923	<b>1:12.313</b>	<b>80.8</b>	23.836	27.748	20.729
5	15:26:32.481	<b>1:11.558</b>	80.2	<b>23.250</b>	27.586	20.722
6	15:27:44.295	<b>1:11.814</b>	79.7	23.458	27.634	20.722
7	15:28:55.588	<b>1:11.293</b>	80.3	23.357	<b>27.456</b>	<b>20.480</b>
8	15:30:07.813	<b>1:12.225</b>	79.5	23.341	28.178	20.706
9	15:31:20.372	<b>1:12.559</b>	79.9	23.449	28.412	20.698
10	15:32:32.844	<b>1:12.472</b>	77.6	23.433	28.043	20.996
11	15:33:45.670	<b>1:12.826</b>	80.6	23.918	28.375	20.533
12	15:34:59.037	<b>1:13.367</b>	78.5	23.813	28.320	21.234

**(32) Daniel FORBES**

--	--	--	--	--	--	--

Lap	Time of Day	Lap Tm	SFSpd	S1	S2	S3
1	15:21:45.145		76.3		30.015	21.551
2	15:22:59.132	<b>1:13.987</b>	75.9	24.214	28.826	20.947
3	15:24:11.997	<b>1:12.865</b>	76.4	24.318	28.190	20.357
4	15:25:24.534	<b>1:12.537</b>	75.1	23.506	28.072	20.959
5	15:26:36.187	<b>1:11.653</b>	76.0	23.451	<b>27.981</b>	<b>20.221</b>
6	15:27:49.797	<b>1:13.610</b>	<b>77.0</b>	24.539	28.177	20.894
7	15:29:02.062	<b>1:12.265</b>	75.6	<b>22.987</b>	28.556	20.722
8	15:30:17.690	<b>1:15.628</b>	75.0	23.900	30.590	21.138
9	15:31:32.370	<b>1:14.680</b>	76.0	23.569	30.027	21.084
10	15:32:47.360	<b>1:14.990</b>	75.6	23.577	29.812	21.601
11	15:34:02.544	<b>1:15.184</b>	76.9	24.207	30.337	20.640

**(23) Lucy HALES-MAVER**

1	15:21:43.835		80.0		29.351	21.430
2	15:22:58.282	<b>1:14.447</b>	78.7	24.986	28.547	20.914
3	15:24:12.292	<b>1:14.010</b>	78.6	24.589	28.044	21.377
4	15:25:25.303	<b>1:13.011</b>	78.4	24.266	28.027	20.718
5	15:26:36.106	<b>1:10.803</b>	<b>81.0</b>	<b>23.431</b>	<b>27.485</b>	<b>19.887</b>
6	15:28:02.865	<b>1:26.759</b>	80.7	37.529	28.858	20.372
7	15:29:26.630	<b>1:23.765</b>	26.9	23.498	31.575	28.692

**(79) Calum BRUCE**

1	15:21:45.589		77.9		29.909	21.535
2	15:22:59.912	<b>1:14.323</b>	78.0	24.540	28.436	21.347
3	15:24:13.072	<b>1:13.160</b>	78.3	24.008	28.480	<b>20.672</b>
4	15:25:26.555	<b>1:13.483</b>	<b>78.4</b>	23.971	28.330	21.182
5	15:26:39.242	<b>1:12.687</b>	75.9	<b>23.625</b>	<b>27.962</b>	21.100
6	15:27:52.642	<b>1:13.400</b>	77.7	24.340	28.141	20.919

**(68) Arran WARD**

1	15:21:33.440		80.0		26.829	20.165
2	15:22:42.764	<b>1:09.324</b>	<b>80.5</b>	22.140	27.197	19.987
3	15:23:51.262	<b>1:08.498</b>	80.4	<b>22.116</b>	26.581	<b>19.801</b>

**Clerk of the Course**

Sig : Time :  
 Chief Timekeeper - Ian Sharp (SMART Timing)

Results available at [www.smart-timing.co.uk](http://www.smart-timing.co.uk) and [www.speedhive.com](http://www.speedhive.com)

Printed: 21/04/2024 15:36:57

**Orbits**

motor  
sport  
UK

RACE  
WITH  
RESPECT

**KMSC/SMRC - Best of Scottish Motorsport****Lapchart****Scottish Fiesta ST Cup****Knockhill 1.267 miles****Race 14 - 2nd Race****21/04/2024 14:45****Race (12 Laps) started at 15:20:20**

Competitors	Laps												
	1	2	3	4	5	6	7	8	9	10	11	12	
Brodby ORR (31)	1	31	31	31	31	31	31	31	147	147	147	147	147
Gerry HENDRY (147)	2	147	147	147	147	147	147	147	31	31	31	31	31
Arran WARD (68)	3	68	21	21	21	21	21	21	21	21	21	21	21
Kieren PREEDY (21)	4	21	68	68	35	35	35	35	35	35	35	35	35
Andrew MACKIE (35)	5	35	35	35	83	83	83	83	83	83	83	83	83
James DICKIE (99)	6	99	83	83	52	52	52	52	52	52	52	52	52
Sophie KINGHORN (83)	7	83	52	52	99	99	99	99	99	99	99	99	99
Dave COLVILLE (52)	8	52	99	99	95	95	95	95	95	95	95	95	95
Paul CURTIS (95)	9	95	95	95	3	3	5	5	5	5	5	5	5
Stewart SCOTT (3)	10	3	3	3	5	5	3	3	3	3	3	3	3
Lorn MURRAY (5)	11	5	5	5	7	7	7	7	14	14	14	14	14
Stuart MURRAY (7)	12	7	7	14	14	14	14	14	7	7	7	7	7
Duncan STEELE (14)	13	14	14	7	30	30	30	30	30	30	30	30	30
Michael GORDON (30)	14	30	30	30	58	58	58	58	58	58	58	58	58
Kenneth LEES (58)	15	58	58	58	32	23	32	32	32	32	32	32	32
Lucy HALES-MAVER (23)	16	23	23	32	23	32	79	23					
Daniel FORBES (32)	17	32	32	23	79	79	23						
Calum BRUCE (79)	18	79	79	79									

**Clerk of the Course****Orbits**

**Sig :** **Time :**  
**Chief Timekeeper - Ian Sharp (SMART Timing)**

**Results available at [www.smart-timing.co.uk](http://www.smart-timing.co.uk) and [www.speedhive.com](http://www.speedhive.com)**

**Printed: 21/04/2024 15:37:24**



**motor  
sport  
UK**

**RACE  
WITH  
RESPECT**



Bulletin No. \_\_\_\_\_

**KMSC/SMRC - Best of Scottish Motorsport****Sorted on Laps**

Scottish C1 Cup

Knockhill 1.267 miles

Race 15 - 2nd Race

21/04/2024 15:10

Race (10 Laps) started at 15:47:07

Pos	No.	Name	Make/Model	CC	Class	Laps	Total Tm	Diff	Best Tm	In Lap	2nd Best
1	51	Murray SCOTT	Citroen C1	1000	C1N	10	12:20.798		1:13.033	5	1:13.042
2	24	Ayden WILSON	Citroen C1	1000	C1	10	12:23.300	2.502	1:12.964	8	1:13.133
3	99	Dan MARTIN	Citroen C1	1000	C1	10	12:29.587	8.789	1:13.948	8	1:14.069
4	27	James HITCHEN	Citroen C1	1000	C1	10	12:30.778	9.980	1:13.671	10	1:13.920
5	77	James McCRACKEN	Citroen C1	1000	C1	10	12:31.130	10.332	1:13.688	10	1:13.815
6	117	Marc NISBET	Citroen C1	1000	C1	10	12:31.776	10.978	1:13.764	10	1:13.785
7	70	Andrew DAVIDSON	Citroen C1	1000	C1	10	12:33.243	12.445	1:13.853	9	1:14.177
8	19	Dale EDWARDS	Citroen C1	1000	C1N	10	12:37.698	16.900	1:14.396	7	1:14.487
9	6	Kenneth DOCK	Citroen C1	1000	C1	10	12:43.128	22.330	1:14.935	9	1:15.279
10	9	Matthew BALDIE	Citroen C1	1000	C1N	10	12:43.923	23.125	1:14.419	10	1:14.444
11	61	Ian COCHRANE	Citroen C1	1000	C1	10	12:53.121	32.323	1:15.832	6	1:16.190

**Margin of Victory****Avg. Speed****Best Lap Tm****Best Speed****Best Lap by**

2.502

61.567

1:12.964

62.508

24 - Ayden WILSON

**Clerk of the Course****Orbits**

Sig : Time :

Chief Timekeeper - Ian Sharp (SMART Timing)

Results available at [www.smart-timing.co.uk](http://www.smart-timing.co.uk) and [www.speedhive.com](http://www.speedhive.com)

Printed: 21/04/2024 16:01:33

motor  
sport  
UK**RACE  
WITH  
RESPECT**



**KMSC/SMRC - Best of Scottish Motorsport****Scottish C1 Cup****Knockhill 1.267 miles****Race 15 - 2nd Race****21/04/2024 15:10****Race (10 Laps) started at 15:47:07**

Lap	Time of Day	Lap Tm	SFSpd	S1	S2	S3	Lap	Time of Day	Lap Tm	SFSpd	S1	S2	S3
<b>(51) Murray SCOTT</b>							5 15:53:29.014 <b>1:14.174</b> 65.5 23.941 27.860 22.373						
1	15:48:25.955		65.5		28.158	22.545	6	15:54:43.387	<b>1:14.373</b>	64.8	24.014	27.795	22.564
2	15:49:40.130	<b>1:14.175</b>	65.5	24.169	27.932	<b>22.074</b>	7	15:55:57.437	<b>1:14.050</b>	65.2	23.706	27.898	22.446
3	15:50:53.843	<b>1:13.713</b>	65.2	23.771	27.703	22.239	8	15:57:11.222	<b>1:13.785</b>	64.8	<b>23.522</b>	<b>27.749</b>	22.514
4	15:52:07.472	<b>1:13.629</b>	65.3	23.572	27.926	22.131	9	15:58:25.164	<b>1:13.942</b>	65.3	23.737	27.883	<b>22.322</b>
5	15:53:20.505	<b>1:13.033</b>	65.3	23.345	<b>27.530</b>	22.158	10	15:59:38.928	<b>1:13.764</b>	64.9	23.529	27.802	22.433
6	15:54:33.741	<b>1:13.236</b>	65.3	23.363	27.694	22.179	<b>(70) Andrew DAVIDSON</b>						
7	15:55:47.153	<b>1:13.412</b>	65.2	23.393	27.728	22.291	1	15:48:26.283		65.3		28.799	23.015
8	15:57:00.195	<b>1:13.042</b>	65.2	<b>23.266</b>	27.539	22.237	2	15:49:41.966	<b>1:15.683</b>	63.9	24.569	28.435	22.679
9	15:58:13.681	<b>1:13.486</b>	65.4	23.325	27.866	22.295	3	15:50:59.138	<b>1:17.172</b>	65.3	24.804	29.298	23.070
10	15:59:27.950	<b>1:14.269</b>	64.8	23.492	27.975	22.802	4	15:52:14.263	<b>1:15.125</b>	65.7	24.556	28.197	22.372
<b>(24) Ayden WILSON</b>							5	15:53:28.926	<b>1:14.663</b>	64.3	24.098	28.037	22.528
1	15:48:25.356		64.8		28.150	22.414	6	15:54:43.680	<b>1:14.754</b>	64.9	24.654	<b>27.660</b>	22.440
2	15:49:39.799	<b>1:14.443</b>	64.6	23.989	28.070	22.384	7	15:55:57.879	<b>1:14.199</b>	65.3	24.023	27.933	<b>22.243</b>
3	15:50:54.322	<b>1:14.523</b>	65.3	24.020	28.130	22.373	8	15:57:12.056	<b>1:14.177</b>	<b>65.7</b>	23.782	28.103	22.292
4	15:52:07.986	<b>1:13.664</b>	<b>65.5</b>	23.764	27.574	22.326	9	15:58:25.909	<b>1:13.853</b>	65.2	<b>23.651</b>	27.829	22.373
5	15:53:21.796	<b>1:13.810</b>	64.9	23.652	27.901	22.257	10	15:59:40.395	<b>1:14.486</b>	64.4	23.852	27.951	22.683
6	15:54:36.253	<b>1:14.457</b>	65.0	23.870	28.232	22.355	<b>(19) Dale EDWARDS</b>						
7	15:55:49.386	<b>1:13.133</b>	64.9	23.731	<b>27.305</b>	<b>22.097</b>	1	15:48:29.927		64.1		<b>29.312</b>	<b>22.677</b>
8	15:57:02.350	<b>1:12.964</b>	64.9	<b>23.466</b>	27.398	22.100	2	15:49:45.462	<b>1:15.535</b>	<b>65.0</b>	24.291		
9	15:58:16.033	<b>1:13.683</b>	65.0	23.516	27.985	22.182	3	15:51:00.949	<b>1:15.487</b>	64.8	24.234		
10	15:59:30.452	<b>1:14.419</b>	64.7	23.817	28.302	22.300	4	15:52:16.452	<b>1:15.503</b>	62.6	24.558		
<b>(99) Dan MARTIN</b>							5	15:53:31.758	<b>1:15.306</b>	65.0	24.380		
1	15:48:26.659		65.5		28.288	22.768	6	15:54:46.245	<b>1:14.487</b>	64.7	<b>23.874</b>		
2	15:49:41.981	<b>1:15.322</b>	63.7	24.634	28.306	22.382	7	15:56:00.641	<b>1:14.396</b>	64.7	23.894		
3	15:50:56.919	<b>1:14.938</b>	65.2	24.580	28.211	<b>22.147</b>	8	15:57:15.683	<b>1:15.042</b>	64.8	24.028		
4	15:52:11.148	<b>1:14.229</b>	<b>65.5</b>	23.948	27.945	22.336	9	15:58:30.172	<b>1:14.489</b>	64.7	23.894		
5	15:53:25.554	<b>1:14.406</b>	65.1	23.825	28.202	22.379	10	15:59:44.850	<b>1:14.678</b>	63.9	23.933		
6	15:54:40.136	<b>1:14.582</b>	64.7	24.454	27.783	22.345	<b>(6) Kenneth DOCK</b>						
7	15:55:54.205	<b>1:14.069</b>	65.2	23.935	<b>27.778</b>	22.356	1	15:48:28.842		63.7		28.999	22.950
8	15:57:08.153	<b>1:13.948</b>	65.0	<b>23.754</b>	27.890	22.304	2	15:49:44.702	<b>1:15.860</b>	64.0	24.712	28.579	22.569
9	15:58:22.305	<b>1:14.152</b>	65.1	23.847	27.897	22.408	3	15:51:00.454	<b>1:15.752</b>	64.2	24.522	28.493	22.737
10	15:59:36.739	<b>1:14.434</b>	64.8	24.064	28.073	22.297	4	15:52:16.437	<b>1:15.983</b>	<b>64.3</b>	24.585	28.480	22.918
<b>(27) James HITCHEN</b>							5	15:53:32.902	<b>1:16.465</b>	64.2	25.028	28.912	22.525
1	15:48:25.241		63.8		28.418	22.825	6	15:54:48.912	<b>1:16.010</b>	64.2	24.567	28.905	22.538
2	15:49:40.892	<b>1:15.651</b>	64.8	24.974	28.355	22.322	7	15:56:04.471	<b>1:15.559</b>	64.0	24.637	28.464	22.458
3	15:50:55.843	<b>1:14.951</b>	64.8	23.773	28.877	<b>22.301</b>	8	15:57:20.066	<b>1:15.595</b>	63.9	24.282	28.778	22.535
4	15:52:10.330	<b>1:14.487</b>	64.6	23.762	28.186	22.539	9	15:58:35.001	<b>1:14.935</b>	64.2	24.221	<b>28.367</b>	<b>22.347</b>
5	15:53:26.068	<b>1:15.738</b>	64.7	24.185	29.139	22.414	10	15:59:50.280	<b>1:15.279</b>	63.7	<b>24.179</b>	28.675	22.425
6	15:54:40.596	<b>1:14.528</b>	64.7	24.320	27.747	22.461	<b>(9) Matthew BALDIE</b>						
7	15:55:54.516	<b>1:13.920</b>	<b>65.2</b>	23.964	<b>27.572</b>	22.384	1	15:48:31.069		62.8		29.969	23.375
8	15:57:08.851	<b>1:14.335</b>	64.6	23.708	28.026	22.601	2	15:49:48.376	<b>1:17.307</b>	63.7	25.213	28.785	23.309
9	15:58:24.259	<b>1:15.408</b>	65.0	23.706	29.308	22.394	3	15:51:04.884	<b>1:16.508</b>	63.2	24.585	28.704	23.219
10	15:59:37.930	<b>1:13.671</b>	64.6	<b>23.535</b>	27.646	22.490	4	15:52:22.376	<b>1:17.492</b>	62.9	24.596	30.136	22.760
<b>(77) James McCracken</b>							5	15:53:37.901	<b>1:15.525</b>	63.1	24.202	28.778	22.545
1	15:48:27.560		64.3		28.465	22.664	6	15:54:52.873	<b>1:14.972</b>	63.2	24.150	28.313	22.509
2	15:49:42.446	<b>1:14.886</b>	64.8	24.334	28.208	22.344	7	15:56:07.685	<b>1:14.812</b>	63.3	24.021	28.283	22.508
3	15:50:58.971	<b>1:16.525</b>	64.8	24.659	29.017	22.849	8	15:57:22.212	<b>1:14.527</b>	63.4	<b>23.952</b>	28.082	22.493
4	15:52:13.722	<b>1:14.751</b>	64.9	23.944	28.465	22.342	9	15:58:36.656	<b>1:14.444</b>	63.7	24.007	28.076	<b>22.361</b>
5	15:53:28.193	<b>1:14.471</b>	65.2	23.957	28.187	22.327	10	15:59:51.075	<b>1:14.419</b>	<b>64.1</b>	23.963	<b>27.926</b>	22.530
6	15:54:42.433	<b>1:14.240</b>	64.8	23.863	28.034	22.343	<b>(61) Ian COCHRANE</b>						
7	15:55:56.248	<b>1:13.815</b>	65.3	23.775	27.755	22.285	1	15:48:30.765		61.9		29.599	22.868
8	15:57:10.256	<b>1:14.008</b>	<b>65.7</b>	23.858	27.858	22.292	2	15:49:47.714	<b>1:16.949</b>	62.4	24.827	29.226	22.896
9	15:58:24.594	<b>1:14.338</b>	64.9	<b>23.602</b>	28.418	22.318	3	15:51:04.315	<b>1:16.601</b>	62.5	24.888	28.742	22.971
10	15:59:38.282	<b>1:13.688</b>	65.5	23.787	<b>27.618</b>	<b>22.283</b>	4	15:52:22.781	<b>1:18.466</b>	62.0	25.806	29.754	22.906
<b>(117) Marc NISBET</b>							5	15:53:38.990	<b>1:16.209</b>	61.7	24.673	28.714	22.822
1	15:48:27.306		63.0		28.516	22.901	6	15:54:54.822	<b>1:15.832</b>	62.8	<b>24.452</b>	28.779	<b>22.601</b>
2	15:49:42.949	<b>1:15.643</b>	64.8	25.092	28.101	22.450	7	15:56:11.012	<b>1:16.190</b>	62.1	24.781	28.786	22.623
3	15:50:59.132	<b>1:16.183</b>	63.5	24.354	28.860	22.969	8	15:57:27.237	<b>1:16.225</b>	<b>62.8</b>	24.709	28.848	22.668
4	15:52:14.840	<b>1:15.708</b>	64.8	24.758	28.517	22.433	9	15:58:43.942	<b>1:16.705</b>	61.6	24.640	29.010	23.055
							10	16:00:00.273	<b>1:16.331</b>	62.8	24.846	<b>28.678</b>	22.807

Clerk of the Course

Orbits

Sig : Time :  
 Chief Timekeeper - Ian Sharp (SMART Timing)

Results available at [www.smart-timing.co.uk](http://www.smart-timing.co.uk) and [www.speedhive.com](http://www.speedhive.com)

Printed: 21/04/2024 16:01:48



motor  
sport  
UK

RACE  
WITH  
RESPECT



# KMSC/SMRC - Best of Scottish Motorsport

## Lapchart

Scottish C1 Cup

Knockhill 1.267 miles

Race 15 - 2nd Race

21/04/2024 15:10

Race (10 Laps) started at 15:47:07



Competitors	Laps										
	1	2	3	4	5	6	7	8	9	10	
James HITCHEN (27)	1	27	24	51	51	51	51	51	51	51	51
Ayden WILSON (24)	2	24	51	24	24	24	24	24	24	24	24
Murray SCOTT (51)	3	51	27	27	27	99	99	99	99	99	99
Andrew DAVIDSON (70)	4	70	70	99	99	27	27	27	27	27	27
Dan MARTIN (99)	5	99	99	77	77	77	77	77	77	77	77
Marc NISBET (117)	6	117	77	117	70	70	117	117	117	117	117
James McCracken (77)	7	77	117	70	117	117	70	70	70	70	70
Kenneth DOCK (6)	8	6	6	6	6	19	19	19	19	19	19
Dale EDWARDS (19)	9	19	19	19	19	6	6	6	6	6	6
Ian COCHRANE (61)	10	61	61	61	9	9	9	9	9	9	9
Matthew BALDIE (9)	11	9	9	9	61	61	61	61	61	61	61

Clerk of the Course

Orbits

Sig : Time :  
 Chief Timekeeper - Ian Sharp (SMART Timing)  
 Results available at [www.smart-timing.co.uk](http://www.smart-timing.co.uk) and [www.speedhive.com](http://www.speedhive.com)



motor sport UK

RACE WITH RESPECT



Bulletin No. \_\_\_\_\_

**KMSC/SMRC - Best of Scottish Motorsport****Sorted on Laps****Scottish Classic Sports & Saloon Championship****Knockhill 1.267 miles****Race 16 - 2nd Race****21/04/2024 15:35****Race (12 Laps) started at 16:09:08**

Pos	No.	Name	Make/Model	CC	Class	Laps	Total Tm	Diff	Best Tm	In Lap	2nd Best
1	78	Andrew GRAHAM	Triumph TR8	3500	CE	12	14:50.024		1:00.050	12	1:00.327
2	51	Barry EASTAUGH	MBG GT	3500	CE	12	15:00.810	10.786	1:02.252	11	1:02.451
3	64	Adam KINMOND	Rover Vitesse	3500	CI	12	15:02.644	12.620	1:01.875	12	1:02.420
4	21	Jimmy CROW	Scimitar Coupe GT	3000	CG	12	15:06.740	16.716	1:02.670	11	1:03.104
5	91	Craig HOUSTON	Lotus Excel	2174	CB	12	15:08.909	18.885	1:02.998	11	1:03.131
6	58	John MARSHALL	Lotus Elan 26R	1600	CB	12	15:09.993	19.969	1:03.209	9	1:03.217
7	55	Colin CALDER	Ginetta G4	1600	CG	12	15:10.770	20.746	1:01.379	9	1:01.954
8	311	Stephen SADLER	Peugeot 205 GTi	1600	CI	12	15:21.025	31.001	1:04.380	10	1:04.690
9	32	Alasdair COATES	Ford Escort RS2000	2000	CB	12	15:21.580	31.556	1:05.041	11	1:05.503
10	77	Richard MERRELL	Alfa Romeo Guilia GTS	1985	CB	12	15:22.394	32.370	1:04.129	11	1:04.899
11	11	Iain MITCHELL	Vauxhall Nova	1300	CA	12	15:25.378	35.354	1:05.583	12	1:05.969
12	7	Keiron BAILLIE	Lotus 7	1600	CB	12	15:33.601	43.577	1:02.629	12	1:04.396
13	65	Paul GREEN	Ford Fiesta XR2	1600	XR	12	15:33.979	43.955	1:06.930	11	1:07.046
14	71	Paul BOWERS	Fiat 128	1300	CA	12	15:39.705	49.681	1:06.810	12	1:07.465
15	63	John KINMOND	Mini Cooper	998	CA	12	15:40.063	50.039	1:04.704	12	1:05.478
16	69	Niki DICKSON	Lotus Cortina Mk1	1600	CB	12	15:43.385	53.361	1:04.281	12	1:05.340
17	5	Michael LONGSTAFFE	MG Midget	1380	CA	12	15:49.343	59.319	1:09.244	12	1:09.937
18	15	Ewan ANDERSON	BMW 2002Ti	1600	CB	12	15:50.224	1:00.200	1:07.876	8	1:09.296
19	66	Duncan O'NEILL	Ford Fiesta XR2	1600	XR	12	15:58.327	1:08.303	1:08.323	10	1:08.533
20	28	Fraser TURNBULL	Ford Fiesta XR2	1600	XR	10	15:01.677	2 Laps	1:11.841	8	1:12.583
21	67	Richard COOPER	Ginetta G15	1600	CA	10	15:16.251	2 Laps	1:16.434	8	1:16.654
<b>Not classified</b>											
DNF	3	Michael ANDERSON	Ford Fiesta	1600	CI	5	5:51.552	DNF	1:06.514	5	1:08.256

**Announcements**

Race suspended after Leader completed 7 Laps - Race re-started over 6 Laps  
 Car No.55 - Racetime includes 10 second False Start time penalty  
 New Track Record (1:01.379) for SMRC Classic S/S (G) by Colin CALDER.

Margin of Victory	Avg. Speed	Best Lap Tm	Best Speed	Best Lap by
10.786	61.493	1:00.050	75.951	78 - Andrew GRAHAM

**Clerk of the Course****Orbits**

Sig : Time :  
 Chief Timekeeper - Ian Sharp (SMART Timing)  
 Results available at [www.smart-timing.co.uk](http://www.smart-timing.co.uk) and [www.speedhive.com](http://www.speedhive.com)





Bulletin No. \_\_\_\_\_

# KMSC/SMRC - Best of Scottish Motorsport

## Scottish Classic Sports & Saloon Championship

## Knockhill 1.267 miles

### Race 16 - 2nd Race

### 21/04/2024 15:35

### Race (12 Laps) started at 16:09:08

Lap	Time of Day	Lap Tm	SFSpd	S1	S2	S3
(78) Andrew GRAHAM						
1	16:10:15.730		99.7		24.998	18.362
2	16:11:18.708	<b>1:02.978</b>	100.9	20.892	24.431	17.655
3	16:12:21.608	<b>1:02.900</b>	100.6	20.501	24.522	17.877
4	16:13:24.184	<b>1:02.576</b>	100.9	20.665	24.174	17.737
5	16:14:26.654	<b>1:02.470</b>	100.5	20.258	24.308	17.904
6	16:15:29.825	<b>1:03.171</b>	97.4	20.546	24.128	18.497
7	16:28:24.451	<b>12:54.626</b>	82.8		41.125	21.480
8	16:29:26.518	<b>1:02.067</b>	100.9	20.640	23.670	17.757
9	16:30:27.429	<b>1:00.911</b>	101.2	20.020	23.227	17.664
10	16:31:27.756	<b>1:00.327</b>	<b>101.4</b>	19.791	23.175	<b>17.361</b>
11	16:32:29.150	<b>1:01.394</b>	101.2	19.985	23.810	17.599
12	16:33:29.200	<b>1:00.050</b>	101.2	<b>19.653</b>	<b>22.957</b>	17.440

(51) Barry EASTAUGH						
1	16:10:17.737		94.1		25.831	18.930
2	16:11:22.772	<b>1:05.035</b>	94.4	21.368	25.335	18.332
3	16:12:27.753	<b>1:04.981</b>	94.4	21.370	24.988	18.623
4	16:13:33.024	<b>1:05.271</b>	94.0	21.172	25.235	18.864
5	16:14:37.726	<b>1:04.702</b>	94.4	21.111	25.186	18.405
6	16:15:44.064	<b>1:06.338</b>	70.8	21.535	25.174	19.629
7	16:28:25.984	<b>12:41.920</b>	92.8		40.655	21.957
8	16:29:29.628	<b>1:03.644</b>	94.1	20.850	24.536	18.258
9	16:30:32.079	<b>1:02.451</b>	94.0	20.509	23.887	<b>18.055</b>
10	16:31:34.825	<b>1:02.746</b>	94.9	20.586	23.946	18.214
11	16:32:37.077	<b>1:02.252</b>	<b>95.9</b>	20.404	23.693	18.155
12	16:33:39.986	<b>1:02.909</b>	94.7	<b>20.346</b>	<b>23.619</b>	18.944

(64) Adam KINMOND						
1	16:10:21.395		91.6		26.956	19.966
2	16:11:27.532	<b>1:06.137</b>	93.2	21.859	25.413	18.865
3	16:12:32.259	<b>1:04.727</b>	94.0	20.862	25.021	18.844
4	16:13:38.226	<b>1:05.967</b>	90.1	21.968	25.103	18.896
5	16:14:43.481	<b>1:05.255</b>	93.5	21.054	25.346	18.855
6	16:15:48.376	<b>1:04.895</b>	89.0	20.778	24.950	19.167
7	16:28:26.563	<b>12:38.187</b>	93.3		40.000	22.190
8	16:29:30.011	<b>1:03.448</b>	94.9	20.671	24.474	18.303
9	16:30:34.066	<b>1:04.055</b>	89.2	20.447	24.056	19.552
10	16:31:37.525	<b>1:03.459</b>	93.6	20.792	24.017	18.650
11	16:32:39.945	<b>1:02.420</b>	94.5	<b>20.192</b>	23.750	18.478
12	16:33:41.820	<b>1:01.875</b>	<b>95.1</b>	20.418	<b>23.539</b>	<b>17.918</b>

(21) Jimmy CROW						
1	16:10:19.450		90.2		26.263	19.104
2	16:11:25.858	<b>1:06.408</b>	90.2	21.730	25.982	18.696
3	16:12:31.760	<b>1:05.902</b>	90.1	21.347	25.540	19.015
4	16:13:37.447	<b>1:05.687</b>	90.9	21.287	25.746	18.654
5	16:14:44.075	<b>1:06.628</b>	91.1	21.352	25.819	19.457
6	16:15:50.303	<b>1:06.228</b>	89.6	21.664	25.471	19.093
7	16:28:27.137	<b>12:36.834</b>	88.3		39.305	22.153
8	16:29:31.848	<b>1:04.711</b>	90.8	21.028	24.940	18.743
9	16:30:36.188	<b>1:04.340</b>	90.8	21.426	24.453	18.461
10	16:31:39.292	<b>1:03.104</b>	<b>91.6</b>	20.387	24.377	<b>18.340</b>
11	16:32:41.962	<b>1:02.670</b>	91.4	<b>20.072</b>	<b>24.209</b>	18.389
12	16:33:45.916	<b>1:03.954</b>	81.0	21.235	24.268	18.451

(91) Craig HOUSTON						
1	16:10:26.274		89.7		26.859	19.851
2	16:11:34.288	<b>1:08.014</b>	<b>92.3</b>	22.120	26.420	19.474
3	16:12:40.557	<b>1:06.269</b>	90.4	21.874	25.330	19.065
4	16:13:46.797	<b>1:06.240</b>	91.3	21.624	25.395	19.221
5	16:14:53.695	<b>1:06.898</b>	90.6	21.977	25.698	19.223
6	16:16:01.843	<b>1:08.148</b>	83.2	21.258	25.688	21.202
7	16:28:29.964	<b>11:04.827</b>	91.4		40.244	20.509
8	16:29:35.084	<b>1:05.120</b>	90.7	21.165	25.198	18.757

Lap	Time of Day	Lap Tm	SFSpd	S1	S2	S3
9	16:30:38.215	<b>1:03.131</b>	92.1	20.694	24.194	<b>18.243</b>
10	16:31:41.437	<b>1:03.222</b>	91.7	20.699	24.200	18.323
11	16:32:44.435	<b>1:02.998</b>	90.9	<b>20.523</b>	<b>23.758</b>	18.717
12	16:33:48.085	<b>1:03.650</b>	90.4	20.570	24.250	18.830

(58) John MARSHALL						
1	16:10:22.815		92.3		26.463	18.952
2	16:11:29.773	<b>1:06.958</b>	92.4	22.022	26.214	18.722
3	16:12:35.053	<b>1:05.280</b>	92.1	21.150	25.660	18.470
4	16:13:40.491	<b>1:05.438</b>	93.2	21.436	25.539	18.463
5	16:14:46.427	<b>1:05.936</b>	93.2	21.832	25.432	18.672
6	16:15:51.569	<b>1:05.142</b>	91.3	21.055	25.107	18.980
7	16:28:29.353	<b>12:37.784</b>	91.8		40.681	20.597
8	16:29:33.570	<b>1:04.217</b>	93.6	21.253	24.732	18.232
9	16:30:36.779	<b>1:03.209</b>	<b>93.9</b>	20.753	24.304	<b>18.152</b>
10	16:31:39.996	<b>1:03.217</b>	93.7	<b>20.518</b>	<b>24.243</b>	18.456
11	16:32:44.702	<b>1:04.706</b>	93.6	20.908	24.573	19.225
12	16:33:49.169	<b>1:04.467</b>	88.6	21.107	24.793	18.567

(55) Colin CALDER						
1	16:10:24.362		96.3		26.653	19.770
2	16:11:31.535	<b>1:07.173</b>	98.0	22.345	25.596	19.232
3	16:12:37.191	<b>1:05.656</b>	97.8	21.990	25.508	18.158
4	16:13:40.511	<b>1:03.320</b>	98.4	21.118	24.150	18.052
5	16:14:44.833	<b>1:04.322</b>	98.0	20.959	25.190	18.173
6	16:15:50.445	<b>1:05.612</b>	94.1	21.566	25.110	18.936
7	16:28:28.174	<b>12:37.729</b>	96.6		41.400	19.946
8	16:29:32.128	<b>1:03.954</b>	<b>99.0</b>	21.093	24.486	18.375
9	16:30:33.507	<b>1:01.379</b>	97.8	<b>20.162</b>	<b>23.405</b>	17.812
10	16:31:35.461	<b>1:01.954</b>	98.8	20.583	23.566	17.805
11	16:32:37.459	<b>1:01.998</b>	98.3	20.652	23.609	<b>17.737</b>
12	16:33:39.946	<b>1:02.487</b>	98.1	20.653	23.442	18.392

(311) Stephen SADLER						
1	16:10:27.282		86.6		27.448	20.977
2	16:11:34.976	<b>1:07.694</b>	<b>88.3</b>	22.354	25.668	19.672
3	16:12:43.321	<b>1:08.345</b>	87.0	22.507	26.331	19.507
4	16:13:49.592	<b>1:06.271</b>	87.5	21.975	25.079	19.217
5	16:14:56.166	<b>1:06.574</b>	87.6	21.859	25.528	19.187
6	16:16:07.795	<b>1:11.629</b>	81.6	21.889	26.809	22.931
7	16:28:33.719	<b>11:00.076</b>	87.4		38.391	20.719
8	16:29:40.641	<b>1:06.922</b>	81.8	22.264	24.868	19.790
9	16:30:46.431	<b>1:05.790</b>	86.6	21.635	24.901	19.254
10	16:31:50.811	<b>1:04.380</b>	87.3	<b>20.989</b>	24.423	<b>18.968</b>
11	16:32:55.511	<b>1:04.700</b>	87.3	21.180	<b>24.341</b>	19.179
12	16:34:00.201	<b>1:04.690</b>	86.9	21.014	24.567	19.109

(32) Alasdair COATES						
1	16:10:22.145		87.7		26.291	19.714
2	16:11:31.405	<b>1:09.260</b>	87.5	23.149	26.322	19.789
3	16:12:39.763	<b>1:08.358</b>	88.8	22.841	25.936	19.581
4	16:13:46.612	<b>1:06.849</b>	89.2	21.705	25.440	19.704
5	16:14:53.999	<b>1:07.387</b>	88.4	21.624	26.090	19.673
6	16:16:04.737	<b>1:10.738</b>	81.9	21.782	26.786	22.170
7	16:28:30.941	<b>11:03.901</b>	89.1		39.171	20.590
8	16:29:36.516	<b>1:05.575</b>	<b>89.5</b>	21.424	25.227	<b>18.924</b>
9	16:30:43.818	<b>1:07.302</b>	89.0	22.193	25.690	19.419
10	16:31:50.212	<b>1:06.394</b>	88.8	21.412	25.375	19.607
11	16:32:55.253	<b>1:05.041</b>	88.4	21.153	<b>24.657</b>	19.231
12	16:34:00.756	<b>1:05.503</b>	86.5	<b>20.955</b>	24.725	19.823

(77) Richard MERRELL						
1	16:10:24.174		83.9		27.051	20.128
2	16:11:34.258	<b>1:10.084</b>	84.2	23.660	26.475	19.949
3	16:12:42.186	<b>1:07.928</b>	85.3	22.622	26.102	19.204
4	16:13:48.884	<b>1:06.698</b>	84.7	21.338	25.987	19.373

Clerk of the Course

Sig : Time :  
Chief Timekeeper - Ian Sharp (SMART Timing)

Results available at [www.smart-timing.co.uk](http://www.smart-timing.co.uk) and [www.speedhive.com](http://www.speedhive.com)

Printed: 21/04/2024 16:38:04

Orbits





# KMSC/SMRC - Best of Scottish Motorsport

## Scottish Classic Sports & Saloon Championship

Knockhill 1.267 miles

### Race 16 - 2nd Race

21/04/2024 15:35

### Race (12 Laps) started at 16:09:08



Lap	Time of Day	Lap Tm	SFSpd	S1	S2	S3
5	16:14:55.630	<b>1:06.746</b>	84.7	21.436	25.888	19.422
6	16:16:06.365	<b>1:10.735</b>	77.2	21.517	26.834	22.384
7	16:28:32.934	<b>11:01.529</b>	<b>85.4</b>		38.385	20.738
8	16:29:39.607	<b>1:06.673</b>	85.2	21.858	25.618	19.197
9	16:30:44.877	<b>1:05.270</b>	84.8	20.776	24.721	19.773
10	16:31:49.776	<b>1:04.899</b>	84.3	20.889	25.158	<b>18.852</b>
11	16:32:53.905	<b>1:04.129</b>	84.2	<b>20.554</b>	<b>24.532</b>	19.043
12	16:34:01.570	<b>1:07.665</b>	51.1	20.576	24.661	22.428

Lap	Time of Day	Lap Tm	SFSpd	S1	S2	S3
1	16:10:24.842		78.3		27.201	20.986
2	16:11:34.241	<b>1:09.399</b>	78.3	22.696	26.299	20.404
3	16:12:44.446	<b>1:10.205</b>	78.0	22.886	27.007	20.312
4	16:13:52.214	<b>1:07.768</b>	78.8	22.435	25.432	19.901
5	16:14:58.840	<b>1:06.626</b>	78.8	21.527	25.256	19.843
6	16:16:19.031	<b>1:20.191</b>	71.7	21.503	32.109	26.579
7	16:28:48.719	<b>11:03.000</b>	<b>79.4</b>		41.268	21.838
8	16:29:55.158	<b>1:06.439</b>	78.7	21.904	24.744	19.791
9	16:31:00.636	<b>1:05.478</b>	79.4	21.023	24.967	<b>19.488</b>
10	16:32:08.760	<b>1:08.124</b>	78.6	21.555	26.674	19.895
11	16:33:14.535	<b>1:05.775</b>	79.3	21.427	24.716	19.632
12	16:34:19.239	<b>1:04.704</b>	75.0	<b>20.759</b>	<b>24.288</b>	19.657

#### (11) Iain MITCHELL

1	16:10:21.196		83.6		26.602	19.393
2	16:11:30.406	<b>1:09.210</b>	83.4	23.354	26.087	19.769
3	16:12:38.673	<b>1:08.267</b>	83.4	22.238	26.203	19.826
4	16:13:46.333	<b>1:07.660</b>	80.7	21.969	25.937	19.754
5	16:14:54.492	<b>1:08.159</b>	83.4	22.917	25.846	19.396
6	16:16:05.610	<b>1:11.118</b>	80.0	21.989	26.682	22.447
7	16:28:32.473	<b>11:04.192</b>	83.2		38.429	21.197
8	16:29:39.887	<b>1:07.414</b>	83.8	21.923	25.630	19.861
9	16:30:46.644	<b>1:06.757</b>	<b>84.1</b>	21.756	25.434	19.567
10	16:31:53.002	<b>1:06.358</b>	83.5	21.856	25.285	19.217
11	16:32:58.971	<b>1:05.969</b>	84.1	<b>21.593</b>	25.093	19.283
12	16:34:04.554	<b>1:05.583</b>	80.6	21.608	<b>24.780</b>	<b>19.195</b>

#### (69) Niki DICKSON

1	16:10:29.574		86.1		29.183	20.657
2	16:11:40.139	<b>1:10.565</b>	86.5	23.081	27.513	19.971
3	16:12:49.581	<b>1:09.442</b>	85.9	22.464	27.083	19.895
4	16:13:58.058	<b>1:08.477</b>	86.3	22.168	26.645	19.664
5	16:15:05.986	<b>1:07.928</b>	86.1	21.953	26.387	19.588
6	16:16:21.158	<b>1:15.172</b>	74.6	22.206	27.956	25.010
7	16:28:49.369	<b>10:57.243</b>	<b>86.8</b>		39.241	21.833
8	16:29:59.264	<b>1:09.895</b>	86.3	23.808	26.618	19.469
9	16:31:05.765	<b>1:06.501</b>	86.6	21.642	25.466	19.393
10	16:32:11.105	<b>1:05.340</b>	86.8	21.256	24.914	19.170
11	16:33:18.280	<b>1:07.175</b>	86.1	21.238	26.585	19.352
12	16:34:22.561	<b>1:04.281</b>	86.3	<b>20.799</b>	<b>24.589</b>	<b>18.893</b>

#### (7) Keiron BAILLIE

1	16:10:28.831		90.2		28.902	19.800
2	16:11:37.401	<b>1:08.570</b>	93.3	22.602	26.698	19.270
3	16:12:44.394	<b>1:06.993</b>	92.4	22.040	25.631	19.322
4	16:13:51.776	<b>1:07.382</b>	94.1	22.741	25.635	19.006
5	16:14:58.503	<b>1:06.727</b>	91.4	22.229	25.365	19.133
6	16:16:17.863	<b>1:19.360</b>	69.8	21.601	30.625	27.134
7	16:28:48.218	<b>11:08.365</b>	75.7		41.897	21.855
8	16:29:55.856	<b>1:07.638</b>	95.2	23.522	25.677	18.439
9	16:31:00.252	<b>1:04.396</b>	93.1	21.211	24.261	18.924
10	16:32:05.723	<b>1:05.471</b>	<b>95.3</b>	21.299	25.855	18.317
11	16:33:10.148	<b>1:04.425</b>	92.7	21.340	24.708	18.377
12	16:34:12.777	<b>1:02.629</b>	92.8	<b>20.712</b>	<b>23.848</b>	<b>18.069</b>

#### (5) Michael LONGSTAFFE

1	16:10:32.727		81.1		30.394	21.180
2	16:11:46.399	<b>1:13.672</b>	80.3	24.881	28.536	20.255
3	16:12:57.227	<b>1:10.828</b>	78.8	23.045	27.571	20.212
4	16:14:08.993	<b>1:11.766</b>	78.4	22.996	28.461	20.309
5	16:15:19.951	<b>1:10.958</b>	78.3	23.365	27.307	20.286
6	16:16:37.262	<b>1:17.311</b>	76.9	25.668	29.124	22.519
7	16:28:38.114	<b>10:20.540</b>	81.0		39.256	21.375
8	16:29:48.625	<b>1:10.511</b>	<b>83.1</b>	22.986	27.718	<b>19.807</b>
9	16:30:58.562	<b>1:09.937</b>	80.2	<b>22.388</b>	27.433	20.116
10	16:32:08.839	<b>1:10.277</b>	80.6	22.555	27.236	20.486
11	16:33:19.275	<b>1:10.436</b>	80.2	22.731	27.232	20.473
12	16:34:28.519	<b>1:09.244</b>	80.4	22.510	<b>26.778</b>	19.956

#### (65) Paul GREEN

1	16:10:30.921		75.2		29.443	21.115
2	16:11:41.864	<b>1:10.943</b>	75.7	23.232	27.099	20.612
3	16:12:52.311	<b>1:10.447</b>	75.7	23.159	26.648	20.640
4	16:14:01.907	<b>1:09.596</b>	75.7	22.678	26.641	20.277
5	16:15:11.165	<b>1:09.258</b>	75.3	22.674	26.290	20.294
6	16:16:29.128	<b>1:17.963</b>	64.3	23.811	29.631	24.521
7	16:28:35.909	<b>10:24.715</b>	75.0		39.216	21.321
8	16:29:44.508	<b>1:08.599</b>	76.2	22.636	25.988	19.975
9	16:30:51.554	<b>1:07.046</b>	76.4	21.901	25.303	19.842
10	16:31:58.665	<b>1:07.111</b>	75.9	21.934	<b>25.132</b>	20.045
11	16:33:05.595	<b>1:06.930</b>	75.7	<b>21.565</b>	25.313	20.052
12	16:34:13.155	<b>1:07.560</b>	<b>76.5</b>	22.193	25.646	<b>19.721</b>

#### (15) Ewan ANDERSON

1	16:10:35.269		73.7		30.533	22.319
2	16:11:48.604	<b>1:13.335</b>	74.8	23.275	28.875	21.185
3	16:12:59.098	<b>1:10.494</b>	75.1	22.677	26.979	20.838
4	16:14:10.424	<b>1:11.326</b>	75.3	22.601	27.955	20.770
5	16:15:21.497	<b>1:11.073</b>	74.5	23.058	27.054	20.961
6	16:16:40.990	<b>1:19.493</b>	72.4	26.001	30.445	23.047
7	16:28:42.079	<b>10:14.517</b>	73.9		41.117	21.386
8	16:29:49.955	<b>1:07.376</b>	75.6	22.229	<b>25.486</b>	<b>20.161</b>
9	16:30:59.307	<b>1:09.352</b>	75.4	<b>21.564</b>	27.002	20.786
10	16:32:09.465	<b>1:10.158</b>	75.5	23.335	26.501	20.322
11	16:33:20.104	<b>1:10.639</b>	<b>75.7</b>	22.375	27.988	20.276
12	16:34:29.400	<b>1:09.296</b>	73.1	21.814	27.099	20.383

#### (71) Paul BOWERS

1	16:10:33.457		79.1		30.336	21.526
2	16:11:47.641	<b>1:14.184</b>	79.0	24.516	29.133	20.535
3	16:12:58.519	<b>1:10.878</b>	78.1	22.657	27.334	20.887
4	16:14:09.792	<b>1:11.273</b>	79.0	22.534	28.156	20.583
5	16:15:20.606	<b>1:10.814</b>	78.9	23.306	27.000	20.508
6	16:16:37.744	<b>1:17.138</b>	75.7	25.552	29.965	21.621
7	16:28:38.669	<b>10:16.450</b>	79.4		39.657	20.586
8	16:29:48.309	<b>1:09.640</b>	79.0	22.927	26.712	<b>20.001</b>
9	16:30:57.027	<b>1:08.718</b>	76.8	21.807	25.872	21.039
10	16:32:04.492	<b>1:07.465</b>	79.3	21.978	25.332	20.155
11	16:33:12.071	<b>1:07.579</b>	79.3	<b>21.534</b>	25.630	20.415
12	16:34:18.881	<b>1:06.810</b>	<b>80.4</b>	21.561	<b>25.072</b>	20.177

#### (66) Duncan O'NEILL

1	16:10:32.005		74.2			
2	16:11:44.009	<b>1:12.004</b>	74.7			
3	16:12:54.748	<b>1:10.739</b>	74.3			
4	16:14:04.544	<b>1:09.796</b>	75.1			
5	16:15:14.619	<b>1:10.075</b>	75.1			
6	16:16:30.157	<b>1:15.538</b>	68.5			
7	16:28:36.703	<b>10:22.197</b>	<b>75.8</b>	11:06.086		
8	16:29:45.787	<b>1:09.084</b>	75.1			
9	16:30:54.320	<b>1:08.533</b>	75.3			
10	16:32:02.643	<b>1:08.323</b>	74.6			

#### (63) John KINMOND

--	--	--	--	--	--	--

Clerk of the Course Orbits

Sig : Time :  
Chief Timekeeper - Ian Sharp (SMART Timing)  
Results available at [www.smart-timing.co.uk](http://www.smart-timing.co.uk) and [www.speedhive.com](http://www.speedhive.com)  
Printed: 21/04/2024 16:38:04







Bulletin No. \_\_\_\_\_

# KMSC/SMRC - Best of Scottish Motorsport

Scottish Classic Sports & Saloon Championship

Knockhill 1.267 miles

Race 16 - 2nd Race

21/04/2024 15:35

Race (12 Laps) started at 16:09:08



Lap	Time of Day	Lap Tm	SFSpd	S1	S2	S3	Lap	Time of Day	Lap Tm	SFSpd	S1	S2	S3
11	16:33:18.730	<b>1:16.087</b>	67.6										
12	16:34:37.503	<b>1:18.773</b>	72.3	<b>26.832</b>									

(28) Fraser TURNBULL

1	16:10:35.918		70.9		31.070	22.347
2	16:11:50.213	<b>1:14.295</b>	71.4	24.446	28.539	21.310
3	16:13:04.275	<b>1:14.062</b>	70.5	24.391	28.247	21.424
4	16:14:18.024	<b>1:13.749</b>	70.5	24.011	28.077	21.661
5	16:15:32.292	<b>1:14.268</b>	<b>71.9</b>	23.847	27.900	22.521
6	16:28:47.599	<b>13:15.307</b>	70.9		44.039	22.142
7	16:30:03.828	<b>1:16.229</b>	71.3	26.644	28.205	21.380
8	16:31:15.669	<b>1:11.841</b>	71.3	23.640	<b>27.072</b>	<b>21.129</b>
9	16:32:28.252	<b>1:12.583</b>	70.9	<b>23.502</b>	27.502	21.579
10	16:33:40.853	<b>1:12.601</b>	71.9	23.822	27.456	21.323

(67) Richard COOPER

1	16:10:38.143		66.2		31.148	22.684
2	16:11:56.142	<b>1:17.999</b>	64.6	25.377	29.269	23.353
3	16:13:14.705	<b>1:18.563</b>	63.5	26.010	29.425	23.128
4	16:14:33.082	<b>1:18.377</b>	65.1	25.846	29.915	22.616
5	16:15:54.465	<b>1:21.383</b>	63.0	27.281	30.090	24.012
6	16:28:46.574	<b>11:22.295</b>	64.8		42.760	23.308
7	16:30:05.206	<b>1:18.632</b>	66.2	27.249	<b>28.434</b>	22.949
8	16:31:21.640	<b>1:16.434</b>	<b>67.0</b>	<b>24.959</b>	29.161	22.314
9	16:32:38.294	<b>1:16.654</b>	66.4	25.017	28.918	22.719
10	16:33:55.427	<b>1:17.133</b>	65.7	25.971	29.167	<b>21.995</b>

(3) Michael ANDERSON

1	16:10:27.199		83.7		27.558	21.063
2	16:11:36.337	<b>1:09.138</b>	83.5	23.196	25.619	20.323
3	16:12:44.829	<b>1:08.492</b>	<b>84.9</b>	21.774	26.049	20.669
4	16:13:53.085	<b>1:08.256</b>	84.3	22.515	25.939	19.802
5	16:14:59.599	<b>1:06.514</b>	84.9	<b>21.428</b>	<b>25.587</b>	<b>19.499</b>

Clerk of the Course

Orbits

Sig : Time :  
 Chief Timekeeper - Ian Sharp (SMART Timing)  
 Results available at [www.smart-timing.co.uk](http://www.smart-timing.co.uk) and [www.speedhive.com](http://www.speedhive.com)





Bulletin No. \_\_\_\_\_

# KMSC/SMRC - Best of Scottish Motorsport

## Lapchart

Scottish Classic Sports & Saloon Championship

Knockhill 1.267 miles

Race 16 - 2nd Race

21/04/2024 15:35

Race (12 Laps) started at 16:09:08



Competitors	Laps												
	1	2	3	4	5	6	7	8	9	10	11	12	
Andrew GRAHAM (78)	1	78	78	78	78	78	78	78	78	78	78	78	
Barry EASTAUGH (51)	2	51	51	51	51	51	51	51	51	51	51	55	
Jimmy CROW (21)	3	21	21	21	21	64	64	64	64	55	55	55	51
Iain MITCHELL (11)	4	11	64	64	64	21	21	21	21	64	64	64	64
Adam KINMOND (64)	5	64	58	58	58	55	55	55	55	21	21	21	21
Alasdair COATES (32)	6	32	11	55	55	58	58	58	58	58	91	91	91
John MARSHALL (58)	7	58	32	11	11	91	91	91	91	91	91	58	58
Richard MERRELL (77)	8	77	55	32	32	32	32	32	32	32	77	77	311
Colin CALDER (55)	9	55	63	91	91	11	11	11	77	77	32	32	32
John KINMOND (63)	10	63	77	77	77	77	77	11	311	311	311	77	77
Craig HOUSTON (91)	11	91	91	311	311	311	311	311	11	11	11	11	11
Michael ANDERSON (3)	12	3	311	7	7	7	7	65	65	65	65	65	7
Stephen SADLER (311)	13	311	3	63	63	63	63	66	66	66	66	7	65
Keiron BAILLIE (7)	14	7	7	3	3	3	69	5	71	71	71	71	71
Niki DICKSON (69)	15	69	69	69	69	69	65	71	5	5	7	63	63
Paul GREEN (65)	16	65	65	65	65	65	66	15	15	15	63	69	69
Duncan O'NEILL (66)	17	66	66	66	66	66	5	7	63	7	5	66	5
Michael LONGSTAFFE (5)	18	5	5	5	5	5	71	63	7	63	15	5	15
Paul BOWERS (71)	19	71	71	71	71	71	15	69	69	69	69	15	66
Ewan ANDERSON (15)	20	15	15	15	15	15	67	28	28	28	28		
Fraser TURNBULL (28)	21	28	28	28	28	28	67	67	67	67			
Richard COOPER (67)	22	67	67	67	67	67							

Clerk of the Course

Orbits

Sig : Time :  
 Chief Timekeeper - Ian Sharp (SMART Timing)  
 Results available at [www.smart-timing.co.uk](http://www.smart-timing.co.uk) and [www.speedhive.com](http://www.speedhive.com)  
 Printed: 21/04/2024 16:38:40



**KMSC/SMRC - Best of Scottish Motorsport**
**Sorted on Laps**
**Scottish Mini Cooper & Cooper S Cup**
**Knockhill 1.267 miles**
**Race 17 - 3rd Race - AMENDED RESULT**
**21/04/2024 16:00**
**Race (10 Laps) started at 16:44:39**

Pos	No.	Name	Make/Model	CC	Class	Laps	Total Tm	Diff	Best Tm	In Lap	2nd Best
1	65	Jack IRVINE	Mini Cooper	1600	SM	10	12:07.621		1:02.601	7	1:02.677
2	23	Ian MUNRO	Mini Cooper	1600	SM	10	12:07.822	0.201	1:02.429	9	1:02.589
3	22	Jason BALLANTYNE	Mini Cooper	1600	SM	10	12:08.090	0.469	1:02.316	8	1:02.348
4	91	Robbie DALGLEISH	Mini Cooper	1600	SM	10	12:10.888	3.267	1:02.509	4	1:02.643
5	27	Martin WIJETUNGA	Mini Cooper	1600	SMN	10	12:11.999	4.378	1:02.788	7	1:02.940
6	88	Barry HOLMES	Mini Cooper	1600	SM	10	12:17.706	10.085	1:03.232	10	1:03.355
7	333	Ewan ROBERTSON	Mini Cooper	1600	SM	10	12:20.513	12.892	1:03.485	9	1:03.621
8	80	Ross FOSTER	Mini Cooper	1600	SMN	10	12:25.366	17.745	1:04.115	8	1:04.748
9	12	Jacob HEAP	Mini Cooper	1600	SMN	10	12:26.929	19.308	1:04.342	8	1:04.402
10	16	William SMITH	Mini Cooper	1600	SM	10	12:27.371	19.750	1:04.443	10	1:04.676
11	53	Stuart McPHADEN	Mini Cooper	1600	Gue	10	12:27.729	20.108	1:03.743	8	1:03.776
12	164	Curtis PATERSON	Mini Cooper	1600	SMN	10	12:29.894	22.273	1:04.174	9	1:04.247
13	5	Jonathan WILD	Mini Cooper	1600	SMN	10	12:30.122	22.501	1:04.185	9	1:04.226
14	52	Michael WILLIAMS	Mini Cooper	1600	SMN	10	12:33.931	26.310	1:03.996	9	1:04.468
15	70	Oly MORTIMER	Mini Cooper	1600	SM	10	12:36.368	28.747	1:02.466	9	1:02.683
16	25	Chad LITTLE	Mini Cooper	1600	SM	10	12:40.693	33.072	1:02.397	10	1:02.405
<b>Not classified</b>											
DNF	18	Daniel PATTERSON	Mini Cooper	1600	SM	5	6:54.012	DNF	1:02.436	4	1:04.925
DNF	13	Blair DRYBURGH	Mini Cooper	1600	SMN			DNF		0	
DNS	20	Kyle REID	Mini Cooper	1600	Gue			DNS		0	

**Announcements**

Race distance increased to 10 Laps - 1 Lap completed behind the Safety Car  
 Car No.16 - No working transponder  
 AMENDED RESULT Car No's 25 & 70 - Racetime includes 30 second time penalty  
 Yellow Flag infringement (Chp12, App8, Art10)

Margin of Victory	Avg. Speed	Best Lap Tm	Best Speed	Best Lap by
0.201	62.682	1:02.316	73.189	22 - Jason BALLANTYNE

**Clerk of the Course**
**Orbits**

Sig : Time :  
 Chief Timekeeper - Ian Sharp (SMART Timing)  
 Results available at [www.smart-timing.co.uk](http://www.smart-timing.co.uk) and [www.speedhive.com](http://www.speedhive.com)



**KMSC/SMRC - Best of Scottish Motorsport**
**Scottish Mini Cooper & Cooper S Cup**
**Knockhill 1.267 miles**
**Race 17 - 3rd Race - AMENDED RESULT**
**21/04/2024 16:00**
**Race (10 Laps) started at 16:44:39**

Lap	Time of Day	Lap Tm	SFSpd	S1	S2	S3	Lap	Time of Day	Lap Tm	SFSpd	S1	S2	S3
<b>(65) Jack IRVINE</b>													
1	16:45:49.459		52.5		24.029	21.395	5	16:51:38.349	<b>1:04.516</b>	77.5	20.830	24.439	19.247
2	16:47:28.916	<b>1:39.457</b>	40.7	30.648	37.750	31.059	6	16:52:42.885	<b>1:04.536</b>	77.1	20.861	24.258	19.417
3	16:49:24.649	<b>1:55.733</b>	77.3	43.899	46.191	25.643	7	16:53:46.865	<b>1:03.980</b>	77.5	20.775	24.149	19.056
4	16:50:28.294	<b>1:03.645</b>	75.7	20.475	23.410	19.760	8	16:54:50.642	<b>1:03.777</b>	77.3	20.687	23.926	19.164
5	16:51:32.768	<b>1:04.474</b>	76.4	21.519	<b>23.373</b>	19.582	9	16:55:53.997	<b>1:03.355</b>	77.3	20.507	23.814	19.034
6	16:52:35.750	<b>1:02.982</b>	77.4	20.336	23.423	19.223	10	16:56:57.229	<b>1:03.232</b>	77.5	<b>20.426</b>	<b>23.791</b>	<b>19.015</b>
7	16:53:38.351	<b>1:02.601</b>	<b>77.8</b>	20.201	23.379	<b>19.021</b>	<b>(333) Ewan ROBERTSON</b>						
8	16:54:41.028	<b>1:02.677</b>	77.0	<b>20.122</b>	23.389	19.166	1	16:45:54.606		68.6		26.026	20.542
9	16:55:43.755	<b>1:02.727</b>	77.4	20.222	23.447	19.058	2	16:47:36.667	<b>1:42.061</b>	32.7	33.010	36.837	32.214
10	16:56:47.144	<b>1:03.389</b>	76.6	20.240	23.584	19.565	3	16:49:29.951	<b>1:53.284</b>	77.0	43.478	43.667	26.139
<b>(23) Ian MUNRO</b>													
1	16:45:48.724		58.3		24.097	21.103	4	16:50:35.429	<b>1:05.478</b>	75.6	20.852	24.613	20.013
2	16:47:28.034	<b>1:39.310</b>	39.7	30.040	38.365	30.905	5	16:51:40.112	<b>1:04.683</b>	76.4	21.031	24.049	19.603
3	16:49:24.315	<b>1:56.281</b>	76.5	44.427	46.232	25.622	6	16:52:44.649	<b>1:04.537</b>	<b>77.6</b>	20.708	24.382	19.447
4	16:50:28.081	<b>1:03.766</b>	75.3	20.514	23.535	19.717	7	16:53:48.488	<b>1:03.839</b>	76.2	<b>20.400</b>	23.826	19.613
5	16:51:32.955	<b>1:04.874</b>	76.3	22.082	23.429	19.363	8	16:54:52.109	<b>1:03.621</b>	77.0	20.636	23.768	<b>19.217</b>
6	16:52:36.513	<b>1:03.558</b>	<b>77.2</b>	21.145	<b>23.301</b>	19.112	9	16:55:55.594	<b>1:03.485</b>	76.4	20.444	<b>23.570</b>	19.471
7	16:53:39.278	<b>1:02.765</b>	76.6	20.253	23.418	19.094	10	16:57:00.036	<b>1:04.442</b>	75.0	20.526	24.138	19.778
8	16:54:41.867	<b>1:02.589</b>	76.9	20.173	23.347	19.069	<b>(80) Ross FOSTER</b>						
9	16:55:44.296	<b>1:02.429</b>	77.2	20.088	23.345	<b>18.996</b>	1	16:45:54.451		61.5		26.028	20.593
10	16:56:47.345	<b>1:03.049</b>	76.2	<b>20.087</b>	23.454	19.508	2	16:47:35.996	<b>1:41.545</b>	33.9	32.231	37.002	32.312
<b>(22) Jason BALLANTYNE</b>													
1	16:45:53.319		65.0		25.389	21.386	3	16:49:29.221	<b>1:53.225</b>	76.1	43.518	43.669	26.038
2	16:47:33.420	<b>1:40.101</b>	36.0	31.658	36.901	31.542	4	16:50:35.891	<b>1:06.670</b>	75.3	21.265	24.759	20.646
3	16:49:27.311	<b>1:53.891</b>	76.7	43.315	44.755	25.821	5	16:51:41.112	<b>1:05.221</b>	76.3	21.321	24.167	19.733
4	16:50:29.694	<b>1:02.383</b>	78.1	20.182	23.228	<b>18.973</b>	6	16:52:45.860	<b>1:04.748</b>	<b>76.4</b>	21.101	24.136	19.511
5	16:51:34.028	<b>1:04.334</b>	77.0	21.002	23.792	19.540	7	16:53:50.753	<b>1:04.893</b>	75.8	21.013	24.212	19.668
6	16:52:37.524	<b>1:03.496</b>	<b>78.4</b>	21.063	23.442	18.991	8	16:54:54.868	<b>1:04.115</b>	76.0	<b>20.846</b>	<b>23.917</b>	19.352
7	16:53:39.872	<b>1:02.348</b>	77.2	19.950	23.372	19.026	9	16:55:59.755	<b>1:04.887</b>	76.3	21.314	24.253	<b>19.320</b>
8	16:54:42.188	<b>1:02.316</b>	77.4	20.069	<b>23.144</b>	19.103	10	16:57:04.889	<b>1:05.134</b>	74.4	21.198	24.147	19.789
9	16:55:44.766	<b>1:02.578</b>	78.3	20.168	23.376	19.034	<b>(12) Jacob HEAP</b>						
10	16:56:47.613	<b>1:02.847</b>	77.0	<b>19.909</b>	23.273	19.665	1	16:45:57.417		62.8		25.846	22.358
<b>(91) Robbie DALGLEISH</b>													
1	16:45:52.448		66.2		25.477	20.930	2	16:47:37.541	<b>1:40.124</b>	34.1	32.026	36.188	31.910
2	16:47:32.902	<b>1:40.454</b>	35.2	31.968	36.953	31.533	3	16:49:30.907	<b>1:53.366</b>	74.7	43.727	43.127	26.512
3	16:49:26.481	<b>1:53.579</b>	77.9	43.293	44.874	25.412	4	16:50:36.905	<b>1:05.998</b>	75.1	21.365	24.716	19.917
4	16:50:28.990	<b>1:02.509</b>	<b>78.0</b>	20.199	23.148	19.162	5	16:51:42.169	<b>1:05.264</b>	74.2	21.036	24.435	19.793
5	16:51:33.108	<b>1:04.118</b>	76.8	21.360	23.466	19.292	6	16:52:47.093	<b>1:04.924</b>	75.1	20.854	24.255	19.815
6	16:52:35.983	<b>1:02.875</b>	77.7	20.701	<b>23.111</b>	19.063	7	16:53:51.625	<b>1:04.532</b>	75.8	20.787	24.197	19.548
7	16:53:38.626	<b>1:02.643</b>	77.8	20.196	23.357	19.090	8	16:54:55.967	<b>1:04.342</b>	<b>76.0</b>	<b>20.673</b>	<b>24.035</b>	19.634
8	16:54:44.012	<b>1:05.386</b>	77.6	20.710	25.706	<b>18.970</b>	9	16:56:00.369	<b>1:04.402</b>	75.3	20.767	24.225	<b>19.410</b>
9	16:55:47.468	<b>1:03.456</b>	77.3	20.813	23.613	19.030	10	16:57:06.452	<b>1:06.083</b>	68.1	20.866	24.317	20.900
10	16:56:50.411	<b>1:02.943</b>	75.5	<b>20.064</b>	23.194	19.685	<b>(16) William SMITH</b>						
<b>(27) Martin WIJETUNGA</b>													
1	16:45:53.917		64.0		25.659	21.254	1	16:45:58.676					
2	16:47:34.219	<b>1:40.302</b>	34.7	31.699	36.904	31.699	2	16:47:38.896	<b>1:40.220</b>				
3	16:49:28.062	<b>1:53.843</b>	76.4	43.176	44.561	26.106	3	16:49:32.463	<b>1:53.567</b>				
4	16:50:31.791	<b>1:03.729</b>	76.9	20.749	23.691	19.289	4	16:50:38.297	<b>1:05.834</b>				
5	16:51:35.083	<b>1:03.292</b>	76.7	20.406	23.500	19.386	5	16:51:43.350	<b>1:05.053</b>				
6	16:52:38.571	<b>1:03.488</b>	<b>77.3</b>	20.473	23.768	19.247	6	16:52:48.250	<b>1:04.900</b>				
7	16:53:41.359	<b>1:02.788</b>	76.9	20.231	<b>23.379</b>	19.178	7	16:53:53.091	<b>1:04.841</b>				
8	16:54:45.315	<b>1:03.956</b>	75.5	20.202	24.237	19.517	8	16:54:57.767	<b>1:04.676</b>				
9	16:55:48.582	<b>1:03.267</b>	76.9	20.570	23.508	19.189	9	16:56:02.451	<b>1:04.684</b>				
10	16:56:51.522	<b>1:02.940</b>	76.8	<b>20.170</b>	23.678	<b>19.092</b>	10	16:57:06.894	<b>1:04.443</b>				
<b>(88) Barry HOLMES</b>													
1	16:45:55.578		69.1		25.336	22.653	<b>(53) Stuart McPHADEN</b>						
2	16:47:35.197	<b>1:39.619</b>	34.7	32.738	34.962	31.919	1	16:46:01.763		59.7			
3	16:49:28.518	<b>1:53.321</b>	77.3	43.215	44.064	26.042	2	16:47:41.832	<b>1:40.069</b>	27.9	31.991		
4	16:50:33.833	<b>1:05.315</b>	<b>77.5</b>	21.456	24.563	19.296	3	16:49:33.979	<b>1:52.147</b>	<b>76.3</b>	43.319		
<b>(88) Barry HOLMES</b>													
1	16:45:55.578		69.1		25.336	22.653	4	16:50:40.070	<b>1:06.091</b>	74.0	21.444		
2	16:47:35.197	<b>1:39.619</b>	34.7	32.738	34.962	31.919	5	16:51:45.470	<b>1:05.400</b>	74.4	21.306		
3	16:49:28.518	<b>1:53.321</b>	77.3	43.215	44.064	26.042	6	16:52:50.598	<b>1:05.128</b>	73.9	20.905		
4	16:50:33.833	<b>1:05.315</b>	<b>77.5</b>	21.456	24.563	19.296	7	16:53:55.325	<b>1:04.727</b>	75.3	20.633		
<b>(88) Barry HOLMES</b>													
1	16:45:55.578		69.1		25.336	22.653	8	16:54:59.068	<b>1:03.743</b>	74.8	20.429		
2	16:47:35.197	<b>1:39.619</b>	34.7	32.738	34.962	31.919	9	16:56:02.844	<b>1:03.776</b>	75.7	<b>20.405</b>		
3	16:49:28.518	<b>1:53.321</b>	77.3	43.215	44.064	26.042	10	16:57:07.252	<b>1:04.408</b>	75.3	20.647		
4	16:50:33.833	<b>1:05.315</b>	<b>77.5</b>	21.456	24.563	19.296							

**Clerk of the Course**
**Orbits**
**Sig :** \_\_\_\_\_ **Time :** \_\_\_\_\_  
**Chief Timekeeper - Ian Sharp (SMART Timing)**  
**Results available at [www.smart-timing.co.uk](http://www.smart-timing.co.uk) and [www.speedhive.com](http://www.speedhive.com)**


**KMSC/SMRC - Best of Scottish Motorsport**
**Scottish Mini Cooper & Cooper S Cup**
**Knockhill 1.267 miles**
**Race 17 - 3rd Race - AMENDED RESULT**
**21/04/2024 16:00**
**Race (10 Laps) started at 16:44:39**

Lap	Time of Day	Lap Tm	SFSpd	S1	S2	S3	Lap	Time of Day	Lap Tm	SFSpd	S1	S2	S3
							5	16:51:33.535	<b>1:04.925</b>	77.2	21.921	23.675	19.329
<b>(164) Curtis PATERSON</b>													
1	16:45:58.929		51.3		26.114	22.499							
2	16:47:39.686	<b>1:40.757</b>	31.6	33.018	36.164	31.575							
3	16:49:32.856	<b>1:53.170</b>	75.1	43.281	43.407	26.482							
4	16:50:39.027	<b>1:06.171</b>	75.1	21.638	24.564	19.969							
5	16:51:44.478	<b>1:05.451</b>	75.1	21.096	24.520	19.835							
6	16:52:49.865	<b>1:05.387</b>	75.1	21.104	24.620	19.663							
7	16:53:55.941	<b>1:06.076</b>	74.3	21.113	24.379	20.584							
8	16:55:00.996	<b>1:05.055</b>	<b>75.5</b>	20.730	24.221	20.104							
9	16:56:05.170	<b>1:04.174</b>	75.3	20.719	<b>23.919</b>	<b>19.536</b>							
10	16:57:09.417	<b>1:04.247</b>	74.9	<b>20.556</b>	24.078	19.613							
<b>(5) Jonathan WILD</b>													
1	16:45:59.031		53.6		26.027	23.100							
2	16:47:40.281	<b>1:41.250</b>	30.5	33.482	36.256	31.512							
3	16:49:33.410	<b>1:53.129</b>	75.2	44.110	42.844	26.175							
4	16:50:39.934	<b>1:06.524</b>	74.8	21.628	24.588	20.308							
5	16:51:45.694	<b>1:05.760</b>	73.3	21.063	24.369	20.328							
6	16:52:50.994	<b>1:05.300</b>	<b>75.8</b>	21.282	24.359	19.659							
7	16:53:55.997	<b>1:05.003</b>	73.7	20.676	24.343	19.984							
8	16:55:01.234	<b>1:05.237</b>	75.1	21.418	24.078	19.741							
9	16:56:05.419	<b>1:04.185</b>	75.4	20.586	24.111	<b>19.488</b>							
10	16:57:09.645	<b>1:04.226</b>	74.9	<b>20.554</b>	<b>24.047</b>	19.625							
<b>(52) Michael WILLIAMS</b>													
1	16:46:04.141		56.1		27.172	26.230							
2	16:47:43.093	<b>1:38.952</b>	29.6	31.235	35.719	31.998							
3	16:49:34.988	<b>1:51.895</b>	74.1	43.047	43.255	25.593							
4	16:50:41.830	<b>1:06.842</b>	74.6	21.691	25.170	19.981							
5	16:51:47.078	<b>1:05.248</b>	74.6	21.037	24.491	19.720							
6	16:52:51.636	<b>1:04.558</b>	<b>76.2</b>	20.834	24.342	<b>19.382</b>							
7	16:53:56.104	<b>1:04.468</b>	75.7	<b>20.477</b>	24.183	19.808							
8	16:55:00.612	<b>1:04.508</b>	74.6	21.112	<b>23.842</b>	19.554							
9	16:56:04.608	<b>1:03.996</b>	75.5	20.481	23.961	19.554							
10	16:57:13.454	<b>1:08.846</b>	71.8			20.262							
<b>(70) Oly MORTIMER</b>													
1	16:45:50.393		73.6		25.305	19.510							
2	16:47:30.268	<b>1:39.875</b>	44.3	31.468	36.851	31.556							
3	16:49:25.404	<b>1:55.136</b>	76.3	43.415	46.035	25.686							
4	16:50:28.243	<b>1:02.839</b>	76.2	20.152	23.236	19.451							
5	16:51:31.978	<b>1:03.735</b>	<b>76.5</b>	20.947	23.442	19.346							
6	16:52:34.952	<b>1:02.974</b>	75.8	20.430	23.410	19.134							
7	16:53:37.635	<b>1:02.683</b>	75.7	20.191	23.359	19.133							
8	16:54:40.683	<b>1:03.048</b>	75.1	20.198	23.310	19.540							
9	16:55:43.149	<b>1:02.466</b>	75.9	20.171	<b>23.229</b>	<b>19.066</b>							
10	16:56:45.891	<b>1:02.742</b>	75.2	<b>20.112</b>	23.361	19.269							
<b>(25) Chad LITTLE</b>													
1	16:45:50.598		72.0		25.311	19.422							
2	16:47:30.913	<b>1:40.315</b>	44.2	31.894	37.111	31.310							
3	16:49:25.693	<b>1:54.780</b>	76.8	43.313	45.867	25.600							
4	16:50:28.385	<b>1:02.692</b>	<b>77.9</b>	20.279	<b>23.174</b>	19.239							
5	16:51:33.131	<b>1:04.746</b>	68.3	21.168	23.394	20.184							
6	16:52:37.878	<b>1:04.747</b>	77.0	22.020	23.569	19.158							
7	16:53:40.283	<b>1:02.405</b>	76.7	20.172	23.193	<b>19.040</b>							
8	16:54:43.569	<b>1:03.286</b>	76.6	20.038	24.184	19.064							
9	16:55:47.819	<b>1:04.250</b>	76.7	21.010	24.134	19.106							
10	16:56:50.216	<b>1:02.397</b>	76.7	<b>19.995</b>	23.330	19.072							
<b>(18) Daniel PATTERSON</b>													
1	16:45:50.820		69.7		24.966	20.215							
2	16:47:31.895	<b>1:41.075</b>	41.1	32.742	36.919	31.414							
3	16:49:26.174	<b>1:54.279</b>	<b>77.8</b>	43.431	45.159	25.689							
4	16:50:28.610	<b>1:02.436</b>	77.2	<b>20.176</b>	<b>23.055</b>	<b>19.205</b>							

**Clerk of the Course**
**Orbits**
**Sig :**
**Time :**
**Chief Timekeeper - Ian Sharp (SMART Timing)**
**Results available at [www.smart-timing.co.uk](http://www.smart-timing.co.uk) and [www.speedhive.com](http://www.speedhive.com)**
**Printed: 21/04/2024 18:51:42**



**KMSC/SMRC - Best of Scottish Motorsport**
**Lapchart**
**Scottish Mini Cooper & Cooper S Cup**
**Knockhill 1.267 miles**
**Race 17 - 3rd Race**
**21/04/2024 16:00**
**Race (10 Laps) started at 16:44:39**


Competitors	Laps										
	1	2	3	4	5	6	7	8	9	10	
Ian MUNRO (23)	1	23	23	23	23	70	70	70	70	70	70
Jack IRVINE (65)	2	65	65	65	70	65	65	65	65	65	65
Oly MORTIMER (70)	3	70	70	70	65	23	91	91	23	23	23
Chad LITTLE (25)	4	25	25	25	25	91	23	23	22	22	22
Daniel PATTERSON (18)	5	18	18	18	18	25	22	22	25	91	25
Robbie DALGLEISH (91)	6	91	91	91	91	18	25	25	91	25	91
Jason BALLANTYNE (22)	7	22	22	22	22	22	27	27	27	27	27
Martin WIJETUNGA (27)	8	27	27	27	27	27	88	88	88	88	88
Ross FOSTER (80)	9	80	88	88	88	88	333	333	333	333	333
Ewan ROBERTSON (333)	10	333	80	80	333	333	80	80	80	80	80
Barry HOLMES (88)	11	88	333	333	80	80	12	12	12	12	12
Jacob HEAP (12)	12	12	12	12	12	12	16	16	16	16	16
William SMITH (16)	13	16	16	16	16	16	164	53	53	53	53
Curtis PATERSON (164)	14	164	164	164	164	164	53	164	52	52	164
Jonathan WILD (5)	15	5	5	5	5	53	5	5	164	164	5
Stuart McPHADEN (53)	16	53	53	53	53	5	52	52	5	5	52
Michael WILLIAMS (52)	17	52	52	52	52	52					
-	18										
-	19										

**Clerk of the Course**
**Orbits**

**Sig :** \_\_\_\_\_ **Time :** \_\_\_\_\_  
**Chief Timekeeper - Ian Sharp (SMART Timing)**  
**Results available at [www.smart-timing.co.uk](http://www.smart-timing.co.uk) and [www.speedhive.com](http://www.speedhive.com)**  
**Printed: 21/04/2024 16:59:33**


 motor  
sport  
UK

**RACE  
WITH  
RESPECT**

**KMSC/SMRC - Best of Scottish Motorsport****Sorted on Laps**

Scottish Legends Cars Championship

Knockhill 1.267 miles

Race 18 - Final B

21/04/2024 16:20

Race (13 Laps) started at 17:09:10

Pos	No.	Name	Make/Model	CC	Class	Laps	Total Tm	Diff	Best Tm	In Lap	2nd Best
1	14	Daniel CLARK	Legend Coupe	890	L	13	16:46.624		59.206	10	59.485
2	95	Maxim POPELYUSHKO	Legend Coupe	850	L	13	16:54.437	7.813	1:00.813	13	1:00.994
3	8	Steve WHITELEGG	Legend Coupe	1250	L T	13	16:55.144	8.520	59.543	9	59.754
4	85	Mark BEATY	Legend Coupe	1250	L	13	16:55.292	8.668	1:00.282	6	1:00.946
5	17	Billy WAIT	Legend Coupe	1250	L	13	16:55.655	9.031	1:01.158	6	1:01.200
6	27	Grant HUNTER	Legend Coupe	890	L R	13	16:55.920	9.296	1:00.835	13	1:00.883
7	77	Michael WEDDELL	Legend Coupe	1250	L R	13	16:57.081	10.457	1:00.484	6	1:01.029
8	26	Scott HYNDS	Legend Coupe	1250	L	13	16:57.672	11.048	59.655	10	1:00.708
9	72	Glenn BURTENSCHAW	Legend Sedan	1250	L	13	16:57.738	11.114	1:00.541	9	1:01.120
10	9	Colin ATKINSON	Legend Coupe	899	L	13	16:57.866	11.242	1:00.313	10	1:00.640
11	22	Chris DEWEY	Legend Coupe	1250	L	13	16:58.156	11.532	1:01.203	6	1:01.242
12	333	William READ	Legend Coupe	890	L	13	16:58.214	11.590	1:02.012	12	1:02.016
13	43	Jonty NORMAN	Legend Sedan	1250	L	13	16:58.612	11.988	1:00.055	10	1:00.116
14	10	Ross HODGSON	Legend Coupe	1300	L	13	16:58.951	12.327	1:00.246	10	1:00.452
15	55	Stuart McANDREW	Legend Coupe	1250	L	13	17:05.250	18.626	1:01.466	13	1:01.609
16	28	David ALLAN	Legend Coupe	890	L	13	17:06.434	19.810	59.879	10	1:00.934
17	78	David HEADEN	Legend Sedan	1250	L R	13	17:18.694	32.070	1:03.455	9	1:03.763
18	6	Gary ATKINSON	Legend Sedan-Van	899	L R	13	17:19.584	32.960	1:04.202	9	1:04.566
19	4	Christopher WALLACE	Legend Coupe	1250	L R	13	17:27.602	40.978	1:03.817	13	1:04.358
20	53	Stuart ROBERTSON	Legend Coupe	850	L	12	17:20.000	1 Lap	1:03.052	11	1:03.122

**Not classified**

DNF	24	Matthew PAPE	Legend Coupe	1250	L	9	12:47.436	DNF	1:00.499	9	1:01.415
DNF	15	Elby CLARK	Legend Coupe	890	L	5	7:54.537	DNF	1:01.946	5	1:14.670
DNF	127	Phil ROWLANDS	Legend Coupe	1250	L R	1	1:24.611	DNF	1:18.646	1	
DNF	66	Alastair CALDERWOOD	Legend Sedan	1250	L	1	1:56.289	DNF	1:55.830	1	
DNF	16	Chris LAPIT	Legend Sedan	1250	L	1	3:38.685	DNF	3:35.478	1	
DNF	52	Stewart BLACK	Legend Coupe	1250	L		5.093	DNF		0	

**Announcements**

Race distance increased to 12 Laps - 2 Laps completed behind the Safety Car

Race distance increased to 13 Laps - A further 1 Lap completed behind the Safety Car

Margin of Victory	Avg. Speed	Best Lap Tm	Best Speed	Best Lap by
7.813	58.901	59.206	77.033	14 - Daniel CLARK

**Clerk of the Course****Orbits**

Sig : Time :  
 Chief Timekeeper - Ian Sharp (SMART Timing)

Results available at [www.smart-timing.co.uk](http://www.smart-timing.co.uk) and [www.speedhive.com](http://www.speedhive.com)

Printed: 21/04/2024 17:27:49



**KMSC/SMRC - Best of Scottish Motorsport****Scottish Legends Cars Championship****Knockhill 1.267 miles****Race 18 - Final B****21/04/2024 16:20****Race (13 Laps) started at 17:09:10**

Lap	Time of Day	Lap Tm	SFSpd	S1	S2	S3
<b>(14) Daniel CLARK</b>						
1	17:10:26.032	<b>1:09.852</b>	94.1	26.901	23.862	19.089
2	17:12:03.546	<b>1:37.514</b>	58.8	24.290	47.579	25.645
3	17:14:28.223	<b>2:24.677</b>	39.5	45.036	59.586	40.055
4	17:15:59.607	<b>1:31.384</b>	<b>95.2</b>	39.662	31.986	19.736
5	17:17:02.051	<b>1:02.444</b>	94.0	20.025	23.434	18.985
6	17:18:02.932	<b>1:00.881</b>	94.9	19.673	23.306	17.902
7	17:19:24.555	<b>1:21.623</b>	47.0	22.479	30.716	28.428
8	17:20:56.968	<b>1:32.413</b>	94.7	37.150	35.500	19.763
9	17:21:57.562	<b>1:00.594</b>	93.2	19.397	23.534	17.663
10	17:22:56.768	<b>59.206</b>	93.1	<b>19.109</b>	22.626	<b>17.471</b>
11	17:23:56.253	<b>59.485</b>	92.8	19.246	<b>22.606</b>	17.633
12	17:24:56.581	<b>1:00.328</b>	92.1	19.563	22.915	17.850
13	17:25:57.464	<b>1:00.880</b>	90.7	19.490	23.324	18.066

<b>(95) Maxim POPELYUSHKO</b>						
1	17:10:24.807	<b>1:12.300</b>	91.3	28.551	25.220	18.529
2	17:11:57.561	<b>1:32.754</b>	40.6	22.785	43.163	26.806
3	17:14:22.483	<b>2:24.922</b>	47.8	45.437	59.863	39.622
4	17:15:57.551	<b>1:35.068</b>	91.3	40.428	34.095	20.545
5	17:17:01.553	<b>1:04.002</b>	91.1	20.587	24.569	18.846
6	17:18:03.340	<b>1:01.787</b>	91.2	19.738	23.557	18.492
7	17:19:26.433	<b>1:23.093</b>	49.1	23.344	30.551	29.198
8	17:20:58.541	<b>1:32.108</b>	<b>92.4</b>	36.784	35.218	20.106
9	17:22:00.024	<b>1:01.483</b>	91.1	<b>19.454</b>	23.921	18.108
10	17:23:01.018	<b>1:00.994</b>	91.7	19.926	<b>22.948</b>	18.120
11	17:24:03.319	<b>1:02.301</b>	91.4	20.213	23.321	18.767
12	17:25:04.464	<b>1:01.142</b>	90.7	19.861	23.300	<b>17.981</b>
13	17:26:05.274	<b>1:00.813</b>	90.9	19.600	23.156	18.057

<b>(8) Steve WHITELEGG</b>						
1	17:10:29.570	<b>1:14.554</b>	92.9	32.223	24.500	17.831
2	17:12:12.490	<b>1:42.920</b>	64.6	27.579	49.572	25.769
3	17:14:35.248	<b>2:22.758</b>	32.9	43.348	59.396	40.014
4	17:16:03.800	<b>1:28.552</b>	<b>93.9</b>	37.743	30.836	19.973
5	17:17:05.130	<b>1:01.330</b>	93.6	19.873	22.962	18.495
6	17:18:10.237	<b>1:05.107</b>	90.1	22.514	24.729	17.864
7	17:19:33.529	<b>1:23.292</b>	49.0	24.765	29.875	28.652
8	17:21:04.482	<b>1:30.953</b>	93.6	36.260	34.965	19.728
9	17:22:04.025	<b>59.543</b>	93.3	<b>19.178</b>	22.673	17.692
10	17:23:03.779	<b>59.754</b>	93.9	19.337	22.729	<b>17.688</b>
11	17:24:04.652	<b>1:00.873</b>	93.2	19.914	23.155	17.804
12	17:25:05.962	<b>1:01.310</b>	92.7	19.762	23.802	17.746
13	17:26:05.981	<b>1:00.019</b>	92.3	19.394	<b>22.561</b>	18.064

<b>(85) Mark BEATY</b>						
1	17:10:26.346	<b>1:11.013</b>	<b>92.9</b>	27.189	24.387	19.437
2	17:12:04.373	<b>1:38.027</b>	60.6	24.448	47.755	25.824
3	17:14:29.442	<b>2:25.069</b>	36.4	45.148	59.437	40.484
4	17:16:00.198	<b>1:30.756</b>	92.9	39.112	31.653	19.991
5	17:17:03.525	<b>1:03.327</b>	91.9	19.873	25.326	18.128
6	17:18:03.807	<b>1:00.282</b>	91.6	<b>19.214</b>	22.912	18.156
7	17:19:27.031	<b>1:23.224</b>	53.1	23.471	30.390	29.363
8	17:20:59.003	<b>1:31.972</b>	92.8	36.526	35.184	20.262
9	17:22:00.270	<b>1:01.267</b>	91.9	19.374	23.637	18.256
10	17:23:01.794	<b>1:01.524</b>	91.1	20.024	23.208	18.292
11	17:24:03.441	<b>1:01.647</b>	90.9	20.141	23.473	18.033
12	17:25:05.183	<b>1:01.742</b>	91.4	19.821	23.914	<b>18.007</b>
13	17:26:06.129	<b>1:00.946</b>	91.7	19.733	<b>22.908</b>	18.305

<b>(17) Billy WAIT</b>						
1	17:10:23.502	<b>1:10.431</b>	90.7	27.297	24.570	18.564
2	17:11:55.696	<b>1:32.194</b>	44.5	23.114	42.679	26.401
3	17:14:20.804	<b>2:25.108</b>	48.7	46.227	59.420	39.461
4	17:15:56.898	<b>1:36.094</b>	<b>92.1</b>	41.158	34.706	20.230

Lap	Time of Day	Lap Tm	SFSpd	S1	S2	S3
5	17:16:58.098	<b>1:01.200</b>	91.6	<b>19.573</b>	23.386	18.241
6	17:17:59.256	<b>1:01.158</b>	90.2	19.765	23.436	17.957
7	17:19:22.868	<b>1:23.612</b>	46.8	20.171	34.730	28.711
8	17:20:55.883	<b>1:33.015</b>	91.7	37.704	35.724	19.587
9	17:21:58.264	<b>1:02.381</b>	90.7	20.174	23.790	18.417
10	17:23:00.768	<b>1:02.504</b>	89.4	20.953	23.467	18.084
11	17:24:02.938	<b>1:02.170</b>	89.2	21.001	23.030	18.139
12	17:25:05.168	<b>1:02.230</b>	88.8	19.889	23.330	19.011
13	17:26:06.492	<b>1:01.324</b>	91.9	20.460	<b>22.980</b>	<b>17.884</b>

<b>(27) Grant HUNTER</b>						
1	17:10:21.400	<b>1:09.954</b>	90.3	26.883	24.431	18.640
2	17:11:52.230	<b>1:30.830</b>	44.3	20.820	40.366	29.644
3	17:14:16.254	<b>2:24.024</b>	36.0	46.664	58.683	38.677
4	17:15:54.657	<b>1:38.403</b>	91.1	42.386	36.755	19.262
5	17:16:56.577	<b>1:01.920</b>	90.3	20.168	23.504	18.248
6	17:17:58.155	<b>1:01.578</b>	91.4	20.007	23.454	18.117
7	17:19:21.052	<b>1:22.897</b>	40.5	20.430	34.135	28.332
8	17:20:55.632	<b>1:34.580</b>	90.8	37.908	37.053	19.619
9	17:21:56.748	<b>1:01.116</b>	91.8	20.165	23.103	17.848
10	17:22:57.631	<b>1:00.883</b>	92.4	19.731	<b>22.841</b>	18.311
11	17:23:59.031	<b>1:01.400</b>	92.7	20.098	23.479	<b>17.823</b>
12	17:25:05.922	<b>1:06.891</b>	92.2	<b>19.609</b>	28.505	18.777
13	17:26:06.757	<b>1:00.835</b>	<b>94.3</b>	20.032	22.955	17.848

<b>(77) Michael WEDDELL</b>						
1	17:10:28.485	<b>1:11.291</b>	91.1	27.897	24.958	18.436
2	17:12:06.720	<b>1:38.235</b>	60.3	26.483	47.092	24.660
3	17:14:31.733	<b>2:25.013</b>	38.3	45.872	59.524	39.617
4	17:16:02.283	<b>1:30.550</b>	<b>92.9</b>	38.698	31.883	19.969
5	17:17:04.403	<b>1:02.120</b>	91.7	19.598	23.731	18.791
6	17:18:04.887	<b>1:00.484</b>	90.8	19.479	<b>22.810</b>	18.195
7	17:19:28.634	<b>1:23.747</b>	42.7	24.076	30.266	29.405
8	17:20:59.667	<b>1:31.033</b>	92.4	35.711	34.977	20.345
9	17:22:00.696	<b>1:01.029</b>	90.8	<b>19.456</b>	23.155	18.418
10	17:23:02.484	<b>1:01.788</b>	92.1	20.396	23.241	18.151
11	17:24:04.743	<b>1:02.259</b>	91.7	20.215	23.895	18.149
12	17:25:06.501	<b>1:01.758</b>	91.2	19.886	23.676	18.196
13	17:26:07.918	<b>1:01.417</b>	89.7	20.152	23.446	<b>17.819</b>

<b>(26) Scott HYNDS</b>						
1	17:10:56.741	<b>1:43.222</b>	62.1	42.596	35.931	24.695
2	17:12:20.962	<b>1:24.221</b>	69.5	25.433	33.603	25.185
3	17:14:39.081	<b>2:18.119</b>	37.4	41.633	57.621	38.865
4	17:16:09.692	<b>1:30.611</b>	91.8	39.968	29.997	20.646
5	17:17:12.565	<b>1:02.873</b>	91.8	20.423	24.341	18.109
6	17:18:15.832	<b>1:03.267</b>	74.3	19.811	24.901	18.555
7	17:19:34.228	<b>1:18.396</b>	50.4	25.302	28.567	24.527
8	17:21:04.901	<b>1:30.673</b>	<b>93.3</b>	36.193	34.803	19.677
9	17:22:05.609	<b>1:00.708</b>	91.8	19.670	22.998	18.040
10	17:23:05.264	<b>59.655</b>	91.8	<b>19.372</b>	<b>22.569</b>	<b>17.714</b>
11	17:24:06.227	<b>1:00.963</b>	92.9	19.437	23.380	18.146
12	17:25:07.222	<b>1:00.995</b>	92.8	19.458	23.378	18.159
13	17:26:08.509	<b>1:01.287</b>	91.9	19.959	23.128	18.200

<b>(72) Glenn BURTENSHAW</b>						
1	17:10:25.742	<b>1:10.625</b>	93.2	26.539	25.121	18.965
2	17:12:01.891	<b>1:36.149</b>	57.1	23.720	47.254	25.175
3	17:14:26.783	<b>2:24.892</b>	39.7	45.077	59.682	40.133
4	17:15:59.283	<b>1:32.500</b>	92.9	40.225	32.163	20.112
5	17:17:03.960	<b>1:04.677</b>	92.2	20.538	25.603	18.536
6	17:18:05.080	<b>1:01.120</b>	89.2	19.495	23.169	18.456
7	17:19:29.191	<b>1:24.111</b>	42.0	24.436	30.823	28.852
8	17:21:00.351	<b>1:31.160</b>	92.1	36.477	34.208	20.475
9	17:22:00.892	<b>1:00.541</b>	93.2	<b>19.382</b>	<b>23.045</b>	<b>18.114</b>
10	17:23:03.035	<b>1:02.143</b>	92.3	20.456	23.437	18.250

**Clerk of the Course****Orbits**

Sig : Time :  
 Chief Timekeeper - Ian Sharp (SMART Timing)

Results available at [www.smart-timing.co.uk](http://www.smart-timing.co.uk) and [www.speedhive.com](http://www.speedhive.com)

Printed: 21/04/2024 17:28:15



# KMSC/SMRC - Best of Scottish Motorsport

## Scottish Legends Cars Championship

Knockhill 1.267 miles

### Race 18 - Final B

21/04/2024 16:20

### Race (13 Laps) started at 17:09:10

Lap	Time of Day	Lap Tm	SFSpd	S1	S2	S3	Lap	Time of Day	Lap Tm	SFSpd	S1	S2	S3	
11	17:24:04.896	1:01.861	93.9	20.504	23.186	18.171	2	17:12:07.023	1:38.313	60.4	26.895	46.819	24.599	
12	17:25:06.717	1:01.821	92.6	20.031	23.576	18.214	3	17:14:32.945	2:25.922	38.1	46.362	59.638	39.922	
13	17:26:08.575	1:01.858	91.1	20.220	23.279	18.359	4	17:16:02.811	1:29.866	91.3	38.309	31.340	20.217	
<b>(9) Colin ATKINSON</b>							5	17:17:04.765	1:01.954	92.1	19.995	23.146	18.813	
1	17:10:28.349	1:12.696	90.7	29.302	24.700	18.694	6	17:18:05.217	1:00.452	91.4	19.512	22.747	18.193	
2	17:12:05.965	1:37.616	59.3	25.250	46.380	25.986	7	17:19:29.602	1:24.385	43.0	24.959	30.907	28.519	
3	17:14:31.135	2:25.170	37.1	45.142	59.765	40.263	8	17:21:01.919	1:32.317	88.6	37.404	35.348	19.565	
4	17:16:02.160	1:31.025	91.8	38.532	32.278	20.215	9	17:22:03.191	1:01.272	89.5	19.555	23.289	18.428	
5	17:17:05.025	1:02.865	93.5	20.841	23.098	18.926	10	17:23:03.437	1:00.246	92.1	19.658	22.627	17.961	
6	17:18:05.899	1:00.874	92.7	19.950	22.888	18.036	11	17:24:06.265	1:02.828	91.6	20.754	23.622	18.452	
7	17:19:31.042	1:25.143	40.1	26.480	30.145	28.518	12	17:25:07.985	1:01.720	91.6	20.116	23.632	17.972	
8	17:21:03.315	1:32.273	91.9	37.441	35.196	19.636	13	17:26:09.788	1:01.803	91.9	19.985	24.028	17.790	
9	17:22:03.955	1:00.640	92.3	19.833	22.889	17.918	<b>(55) Stuart McANDREW</b>							
10	17:23:04.268	1:00.313	92.7	19.848	22.551	17.914	1	17:10:21.834	1:10.004	91.6	26.681	24.441	18.882	
11	17:24:05.943	1:01.675	92.6	20.175	23.547	17.953	2	17:11:53.513	1:31.679	48.2	21.384	40.519	29.776	
12	17:25:06.981	1:01.038	93.5	19.542	23.452	18.044	3	17:14:17.493	2:23.980	34.8	46.481	58.496	39.003	
13	17:26:08.703	1:01.722	93.7	20.243	23.254	18.225	4	17:15:55.770	1:38.277	91.1	42.306	36.125	19.846	
<b>(22) Chris DEWEY</b>							5	17:16:57.694	1:01.924	90.9	19.786	23.456	18.682	
1	17:10:25.059	1:11.561	92.8	27.735	25.286	18.540	6	17:18:07.830	1:10.136	75.4	19.960	31.481	18.695	
2	17:11:58.876	1:33.817	43.1	23.005	44.800	26.012	7	17:19:32.330	1:24.500	44.7	26.257	29.478	28.765	
3	17:14:24.691	2:25.815	51.1	46.327	59.585	39.903	8	17:21:04.130	1:31.800	91.9	36.817	35.235	19.748	
4	17:15:58.481	1:33.790	93.5	40.280	33.154	20.356	9	17:22:05.739	1:01.609	93.5	20.208	23.089	18.312	
5	17:17:02.683	1:04.202	92.2	21.155	25.181	17.866	10	17:23:09.967	1:04.228	85.8	20.716	23.149	20.363	
6	17:18:03.886	1:01.203	91.4	19.519	23.325	18.359	11	17:24:11.996	1:02.029	91.1	20.338	23.338	18.353	
7	17:19:28.050	1:24.164	44.5	24.063	30.370	29.731	12	17:25:14.621	1:02.625	90.3	20.039	23.784	18.802	
8	17:20:59.398	1:31.348	92.2	35.878	35.100	20.370	13	17:26:16.087	1:01.466	90.9	20.019	23.163	18.284	
9	17:22:00.640	1:01.242	92.3	19.425	23.331	18.486	<b>(28) David ALLAN</b>							
10	17:23:02.978	1:02.338	90.9	20.319	23.296	18.723	1	17:10:26.269	1:13.426	89.4	28.573	25.197	19.656	
11	17:24:05.485	1:02.507	91.9	20.904	23.452	18.151	2	17:12:04.957	1:38.688	61.0	24.935	47.906	25.847	
12	17:25:07.236	1:01.751	92.9	19.703	23.508	18.540	3	17:14:30.290	2:25.333	35.4	45.368	59.560	40.405	
13	17:26:08.993	1:01.757	91.6	20.107	23.609	18.041	4	17:16:01.345	1:31.055	91.8	38.818	32.185	20.052	
<b>(333) William READ</b>							5	17:17:04.891	1:03.546	93.7	19.527			
1	17:10:22.758	1:10.969	91.1	27.667	24.445	18.857	6	17:18:05.825	1:00.934	91.4	19.746	22.801	18.387	
2	17:11:54.281	1:31.523	49.3	22.884	39.117	29.522	7	17:19:30.456	1:24.631	41.6	25.112	30.803	28.716	
3	17:14:18.094	2:23.813	34.4	46.899	58.366	38.548	8	17:21:02.220	1:31.764	92.8	37.340	35.014	19.410	
4	17:15:56.704	1:38.610	90.0	42.609	35.521	20.480	9	17:22:03.234	1:01.014	91.8	19.548	23.172	18.294	
5	17:17:00.676	1:03.972	91.6	21.079	24.649	18.244	10	17:23:03.113	59.879	93.6	19.246	22.609	18.024	
6	17:18:02.835	1:02.159	91.7	20.111	23.643	18.405	11	17:24:08.696	1:05.583	79.6	20.588	23.511	21.484	
7	17:19:23.731	1:20.896	45.4	21.980	30.371	28.545	12	17:25:14.682	1:05.986	88.5	21.081	24.945	19.960	
8	17:20:56.833	1:33.102	92.1	37.246	35.634	20.222	13	17:26:17.271	1:02.589	85.4	20.366	23.590	18.633	
9	17:22:00.285	1:03.452	93.2	20.949	23.711	18.792	<b>(78) David HEADEN</b>							
10	17:23:02.301	1:02.016	92.1	20.519	23.348	18.149	1	17:10:37.685	1:20.729	58.9	34.463	25.620	20.646	
11	17:24:04.474	1:02.173	92.9	20.246	23.927	18.000	2	17:12:20.967	1:43.282	65.6	26.525	47.641	29.116	
12	17:25:06.486	1:02.012	92.3	19.822	23.836	18.354	3	17:14:37.902	2:16.935	35.6	38.398	59.959	38.578	
13	17:26:09.051	1:02.565	92.9	20.031	23.437	19.097	4	17:16:09.431	1:31.529	86.3	40.047	30.323	21.159	
<b>(43) Jonty NORMAN</b>							5	17:17:15.139	1:05.708	87.3	21.598	24.804	19.306	
1	17:11:11.242	1:56.795	82.7	1:05.058	31.277	20.460	6	17:18:22.499	1:07.360	71.2	22.305	25.246	19.809	
2	17:12:30.917	1:19.675	70.4	22.520	33.541	23.614	7	17:19:38.464	1:15.965	53.5	24.832	28.179	22.954	
3	17:14:40.079	2:09.162	35.8	32.796	57.448	38.918	8	17:21:08.943	1:30.479	88.2	35.386	33.405	21.688	
4	17:16:09.884	1:29.805	91.2	39.490	29.783	20.532	9	17:22:12.398	1:03.455	88.9	20.592	24.296	18.567	
5	17:17:13.156	1:03.272	92.3	20.465	24.940	17.867	10	17:23:17.180	1:04.782	87.6	20.516	24.979	19.287	
6	17:18:16.565	1:03.409	77.1	19.589	25.801	18.019	11	17:24:21.681	1:04.501	88.5	20.650	24.827	19.024	
7	17:19:35.224	1:18.659	55.1	25.059	28.514	25.086	12	17:25:25.768	1:04.087	86.7	20.344	24.879	18.864	
8	17:21:06.071	1:30.847	92.1	35.844	34.819	20.184	13	17:26:29.531	1:03.763	86.9	21.118	24.117	18.528	
9	17:22:06.297	1:00.226	93.3	19.573	23.093	17.560	<b>(6) Gary ATKINSON</b>							
10	17:23:06.352	1:00.055	93.6	19.556	22.941	17.558	1	17:10:34.778	1:16.509	59.9	29.492	26.244	20.773	
11	17:24:06.468	1:00.116	95.7	19.459	23.024	17.633	2	17:12:15.559	1:40.781	65.0	26.997	46.906	26.878	
12	17:25:07.558	1:01.090	95.3	19.704	23.534	17.852	3	17:14:36.984	2:21.425	34.0	42.320	59.572	39.533	
13	17:26:09.449	1:01.891	94.0	20.125	24.156	17.610	4	17:16:06.307	1:29.323	90.0	38.734	30.602	19.987	
<b>(10) Ross HODGSON</b>							5	17:17:11.278	1:04.971	89.5	20.680	25.591	18.700	
1	17:10:28.710	1:10.147	92.1	26.853	24.936	18.358	6	17:18:19.279	1:08.001	66.9	20.815	26.669	20.517	
							7	17:19:37.047	1:17.768	60.0	27.175	28.195	22.398	

Clerk of the Course

Sig : Time :  
Chief Timekeeper - Ian Sharp (SMART Timing)

Results available at [www.smart-timing.co.uk](http://www.smart-timing.co.uk) and [www.speedhive.com](http://www.speedhive.com)

Printed: 21/04/2024 17:28:15

Orbits

# KMSC/SMRC - Best of Scottish Motorsport

Scottish Legends Cars Championship

Knockhill 1.267 miles

Race 18 - Final B

21/04/2024 16:20

Race (13 Laps) started at 17:09:10

Lap	Time of Day	Lap Tm	SFSpd	S1	S2	S3	Lap	Time of Day	Lap Tm	SFSpd	S1	S2	S3
8	17:21:07.515	1:30.468	90.4	36.100	33.461	20.907							
9	17:22:11.717	1:04.202	89.2	20.509	25.100	18.593							
10	17:23:16.283	1:04.566	90.1	20.668	25.246	18.652							
11	17:24:21.114	1:04.831	89.7	20.781	25.418	18.632							
12	17:25:25.717	1:04.603	88.8	20.523	25.153	18.927							
13	17:26:30.421	1:04.704	89.7	21.428	24.431	18.845							

(4) Christopher WALLACE

1	17:10:35.144	1:17.488	58.3	31.155	26.079	20.254
2	17:12:16.160	1:41.016	62.2	27.294	46.839	26.883
3	17:14:37.785	2:21.625	33.9	42.561	59.741	39.323
4	17:16:08.618	1:30.833	89.8	39.137	30.537	21.159
5	17:17:14.988	1:06.370	89.7	21.306	25.388	19.676
6	17:18:43.433	1:28.445	75.4	36.322	29.256	22.867
7	17:19:53.631	1:10.198	88.1	24.548	26.026	19.624
8	17:21:09.766	1:16.135	89.8	22.712	31.378	22.045
9	17:22:16.596	1:06.830	89.4	21.516	25.324	19.990
10	17:23:24.403	1:07.807	85.5	22.677	25.315	19.815
11	17:24:30.264	1:05.861	86.4	21.701	25.265	18.895
12	17:25:34.622	1:04.358	89.1	21.403	24.403	18.552
13	17:26:38.439	1:03.817	89.0	20.832	24.194	18.791

(53) Stuart ROBERTSON

1	17:10:24.712	1:12.488	89.4	27.920	25.586	18.982
2	17:11:58.447	1:33.735	40.7	23.155	43.935	26.645
3	17:14:23.749	2:25.302	53.9	45.931	59.580	39.791
4	17:15:58.234	1:34.485	91.4	40.323	33.658	20.504
5	17:17:04.587	1:06.353	89.5	21.157	25.940	19.256
6	17:20:04.089	2:59.502	87.4	2:12.259	27.867	19.376
7	17:21:11.169	1:07.080	90.1	22.415	25.754	18.911
8	17:22:16.103	1:04.934	88.4	20.888	24.973	19.073
9	17:23:20.580	1:04.477	90.0	21.508	24.469	18.500
10	17:24:24.663	1:04.083	90.0	20.977	24.583	18.523
11	17:25:27.715	1:03.052	89.8	20.677	24.125	18.250
12	17:26:30.837	1:03.122	91.1	20.877	24.141	18.104

(24) Matthew PAPE

1	17:10:25.552	1:11.606	92.4	28.007	24.854	18.745
2	17:12:00.094	1:34.542	50.0	23.325	44.697	26.520
3	17:14:25.629	2:25.535	45.0	45.951	59.590	39.994
4	17:15:58.957	1:33.328	92.9	40.175	32.917	20.236
5	17:17:01.839	1:02.882	91.6	20.496	23.501	18.885
6	17:18:03.254	1:01.415	91.8	19.655	23.456	18.304
7	17:19:25.659	1:22.405	47.0	22.720	30.684	29.001
8	17:20:57.774	1:32.115	91.8	36.760	35.258	20.097
9	17:21:58.273	1:00.499	89.5	19.709	22.700	18.090

(15) Elby CLARK

1	17:10:29.257	1:14.670	92.6	32.129	24.519	18.022
2	17:12:09.101	1:39.844	71.5	27.095	47.211	25.538
3	17:14:34.282	2:25.181	35.2	45.719	59.534	39.928
4	17:16:03.428	1:29.146	92.2	37.981	30.796	20.369
5	17:17:05.374	1:01.946	94.5	20.635	22.972	18.339

(127) Phil ROWLANDS

1	17:10:35.448	1:18.646	35.2	31.775	25.629	21.242
---	--------------	----------	------	--------	--------	--------

(66) Alastair CALDERWOOD

1	17:11:07.126	1:55.830	30.7	52.298	36.138	27.394
---	--------------	----------	------	--------	--------	--------

(16) Chris LAPIT

1	17:12:49.522	3:35.478	16.1	40.527	1:38.709	1:16.242
---	--------------	----------	------	--------	----------	----------

Clerk of the Course

Orbits

Sig : Time :  
Chief Timekeeper - Ian Sharp (SMART Timing)  
Results available at [www.smart-timing.co.uk](http://www.smart-timing.co.uk) and [www.speedhive.com](http://www.speedhive.com)





# KMSC/SMRC - Best of Scottish Motorsport

# Lapchart

Scottish Legends Cars Championship

Knockhill 1.267 miles

Race 18 - Final B

21/04/2024 16:20

Race (13 Laps) started at 17:09:10



Competitors	Laps														
	0	1	2	3	4	5	6	7	8	9	10	11	12	13	
Alastair CALDERWOOD (66)	1	66	27	27	27	27	27	27	27	27	14	14	14	14	
Grant HUNTER (27)	2	27	55	55	55	55	55	17	17	17	14	27	27	95	95
William READ (333)	3	333	333	333	333	333	17	333	333	333	17	17	17	8	
Stuart McANDREW (55)	4	55	17	17	17	17	333	14	14	14	24	95	95	85	85
Stuart ROBERTSON (53)	5	53	53	95	95	95	95	24	24	24	95	85	85	27	17
Maxim POPELYUSHKO (95)	6	95	95	53	53	53	24	95	95	95	85	333	333	8	27
David ALLAN (28)	7	28	22	22	22	22	14	85	85	85	333	77	8	333	77
Billy WAIT (17)	8	17	24	24	24	24	22	22	22	22	22	22	77	77	26
Chris DEWEY (22)	9	22	72	72	72	72	85	77	77	77	77	72	72	72	72
Scott HYNDS (26)	10	26	14	14	14	14	72	72	72	72	72	28	22	9	9
Matthew PAPE (24)	11	24	28	85	85	85	77	10	10	10	10	10	9	26	22
Chris LAPIT (16)	12	16	85	28	28	28	53	28	28	28	28	8	26	22	333
Jonty NORMAN (43)	13	43	9	9	9	9	10	9	9	9	9	9	10	43	43
Elby CLARK (15)	14	15	77	77	77	77	28	55	55	55	8	26	43	10	10
Steve WHITELEGG (8)	15	8	10	10	10	10	9	8	8	8	26	43	28	55	55
Glenn BURTEISHAW (72)	16	72	15	15	15	15	8	26	26	26	55	55	55	28	28
Mark BEATY (85)	17	85	8	8	8	8	15	43	43	43	43	6	6	6	78
Colin ATKINSON (9)	18	9	6	6	6	6	6	6	6	6	6	78	78	78	6
Stewart BLACK (52)	19	52	4	4	4	4	26	78	78	78	78	4	4	4	4
Daniel CLARK (14)	20	14	127	26	78	78	43	4	4	4	4	53	53	53	
Phil ROWLANDS (127)	21	127	78	78	26	26	4	53	53	53	53				
David HEADEN (78)	22	78	26	43	43	43	78								
Michael WEDDELL (77)	23	77	66												
Christopher WALLACE (4)	24	4	43												
Gary ATKINSON (6)	25	6	16												
Ross HODGSON (10)	26	10													

Clerk of the Course

Orbits

Sig : Time :  
Chief Timekeeper - Ian Sharp (SMART Timing)  
Results available at [www.smart-timing.co.uk](http://www.smart-timing.co.uk) and [www.speedhive.com](http://www.speedhive.com)

Printed: 21/04/2024 17:28:42





WHITELINE



Bulletin No. \_\_\_\_\_



YOKOHAMA

**KMSC/SMRC - Best of Scottish Motorsport****Sorted on best lap time**

Super Lap Scotland

Knockhill 1.267 miles

Finals

21/04/2024 16:40

Practice started at 17:37:19

Pos	No.	Name	Make/Model	CC	Class	Laps	Best Tm	Diff	Best Speed	2nd Best
1	77	Ian BONTHRONE	BMW M4	3000	D	3	<b>55.634</b>		81.979	1:16.582
2	2	Lance GAULD	Porsche GT4 RS	3000	Gue	3	<b>56.625</b>	0.991	80.545	1:13.881
3	35	Stephen HENDERSON	BMW M2 Competition	3000	D	3	<b>57.385</b>	1.751	79.478	1:34.925
4	10	Nev WOOD	Ariel Atom	2000	P	4	<b>57.471</b>	1.837	79.359	1:02.321
5	86	Adam MORRISON	Mini Cooper S	2000	D	3	<b>58.277</b>	2.643	78.261	1:13.695
6	71	David PENNY	Caterham R500	1800	B	3	<b>58.290</b>	2.656	78.244	1:10.115
7	7	Fraser McNEILL	Honda Civic EG	2400	D	3	<b>59.848</b>	4.214	76.207	1:27.206
8	9	Steven ARKLEY	Westfield Megabusa	1440	B	3	<b>1:00.870</b>	5.236	74.928	1:21.242
9	37	Andrew SKINNER	Westfield Seiw	1800	D	3	<b>1:01.384</b>	5.750	74.300	1:16.602
10	311	Steve SADLER	Peugeot 205 GTi	1905	E	3	<b>1:03.628</b>	7.994	71.680	1:24.510
11	17	Marc THOMSON	Mini Cooper S R53	1600S	F	3	<b>1:05.190</b>	9.556	69.962	1:18.339
12	56	Andrew FAHEY	Renault Megane	2000	F	3	<b>1:06.989</b>	11.355	68.083	1:32.555
13	29	Carl WALKER	Renault Clio 172	2000	F	3	<b>1:07.389</b>	11.755	67.679	1:26.183
<b>Not classified (from pos 14)</b>										
	5	Alex MILNE	Renault Megane R26	1995	E	2	<b>1:41.846</b>	46.212	44.782	

Clerk of the Course

Orbits

Sig : Time :

Chief Timekeeper - Ian Sharp (SMART Timing)

Results available at [www.smart-timing.co.uk](http://www.smart-timing.co.uk) and [www.speedhive.com](http://www.speedhive.com)

Printed: 21/04/2024 18:03:24

**RACE WITH RESPECT**

**KMSC/SMRC - Best of Scottish Motorsport****Super Lap Scotland**

Knockhill 1.267 miles

**Finals**

21/04/2024 16:40

**Practice started at 17:37:19**

Lap	Time of Day	Lap Tm	SFSpd	S1	S2	S3
<b>(77) Ian BONTHRONE</b>						
1	17:50:21.323		<b>102.3</b>		26.862	19.606
2	17:51:16.957	<b>55.634</b>	102.3	<b>18.088</b>	<b>21.156</b>	<b>16.390</b>
3	17:52:33.539	<b>1:16.582</b>	25.8	20.373	30.195	26.014

<b>(2) Lance GAULD</b>						
1	17:56:41.734		107.0		24.244	16.848
2	17:57:38.359	<b>56.625</b>	<b>107.5</b>	<b>18.584</b>	<b>21.870</b>	<b>16.171</b>
3	17:58:52.240	<b>1:13.881</b>	29.2	22.612	26.974	24.295

<b>(35) Stephen HENDERSON</b>						
1	17:49:47.016		<b>105.3</b>		23.676	17.647
2	17:50:44.401	<b>57.385</b>	104.9	<b>18.861</b>	<b>22.197</b>	<b>16.327</b>
3	17:52:19.326	<b>1:34.925</b>	30.2	23.516	39.006	32.403

<b>(10) Nev WOOD</b>						
1	17:59:42.269		116.9		26.900	17.189
2	18:00:44.590	<b>1:02.321</b>	<b>117.3</b>	21.538	23.654	17.129
3	18:01:42.061	<b>57.471</b>	116.3	<b>19.692</b>	<b>22.096</b>	<b>15.683</b>
4	18:03:02.708	<b>1:20.647</b>	32.3	24.446	29.770	26.431

<b>(86) Adam MORRISON</b>						
1	17:47:01.420		<b>93.1</b>		22.412	<b>17.370</b>
2	17:47:59.697	<b>58.277</b>	93.1	<b>18.800</b>	<b>22.097</b>	17.380
3	17:49:13.392	<b>1:13.695</b>	23.0	22.107	24.958	26.630

<b>(71) David PENNY</b>						
1	17:53:13.937		100.5		24.896	<b>18.862</b>
2	17:54:12.227	<b>58.290</b>	<b>101.2</b>	<b>19.170</b>		
3	17:55:22.342	<b>1:10.115</b>	23.2	20.519	<b>24.837</b>	24.759

<b>(7) Fraser McNEILL</b>						
1	17:46:44.819		94.7		26.855	18.306
2	17:47:44.667	<b>59.848</b>	<b>95.5</b>	<b>19.346</b>	<b>22.969</b>	<b>17.533</b>
3	17:49:11.873	<b>1:27.206</b>	25.8	24.836	32.335	30.035

<b>(9) Steven ARKLEY</b>						
1	17:53:46.276		<b>102.9</b>		24.938	20.468
2	17:54:47.146	<b>1:00.870</b>	101.4	<b>19.785</b>	<b>23.811</b>	<b>17.274</b>
3	17:56:08.388	<b>1:21.242</b>	26.7	24.003	29.956	27.283

<b>(37) Andrew SKINNER</b>						
1	17:46:20.744		86.0		25.857	19.292
2	17:47:22.128	<b>1:01.384</b>	<b>86.7</b>	<b>19.716</b>	<b>23.279</b>	<b>18.389</b>
3	17:48:38.730	<b>1:16.602</b>	29.8	21.936	28.566	26.100

<b>(311) Steve SADLER</b>						
1	17:42:56.051		87.3		28.058	23.225
2	17:43:59.679	<b>1:03.628</b>	<b>88.8</b>	<b>21.075</b>	<b>23.904</b>	<b>18.649</b>
3	17:45:24.189	<b>1:24.510</b>	18.0	24.890	28.396	31.224

<b>(17) Marc THOMSON</b>						
1	17:39:05.697		82.5		27.396	20.899
2	17:40:10.887	<b>1:05.190</b>	<b>82.8</b>	<b>21.225</b>	<b>24.718</b>	<b>19.247</b>
3	17:41:29.226	<b>1:18.339</b>	30.4	23.041	28.268	27.030

<b>(56) Andrew FAHEY</b>						
1	17:39:21.935		<b>81.7</b>		27.517	19.864
2	17:40:28.924	<b>1:06.989</b>	81.7	<b>22.085</b>	<b>25.460</b>	<b>19.444</b>
3	17:42:01.479	<b>1:32.555</b>	23.6	27.006	34.249	31.300

<b>(29) Carl WALKER</b>						
1	17:39:41.682		82.0		27.168	20.487
2	17:40:49.071	<b>1:07.389</b>	<b>83.2</b>	<b>22.065</b>	<b>25.369</b>	<b>19.955</b>
3	17:42:15.254	<b>1:26.183</b>	27.2	25.109	31.917	29.157

**Clerk of the Course****Orbits**

**Sig :** **Time :**  
**Chief Timekeeper - Ian Sharp (SMART Timing)**  
**Results available at [www.smart-timing.co.uk](http://www.smart-timing.co.uk) and [www.speedhive.com](http://www.speedhive.com)**  
**Printed: 21/04/2024 18:03:44**



motor  
sport  
UK

**RACE  
WITH  
RESPECT**