

7th September 2024

Round 5 – Anti-Clockwise



S.M.A.R.T.

Scottish Motorsports Automatic Race Timing

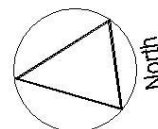
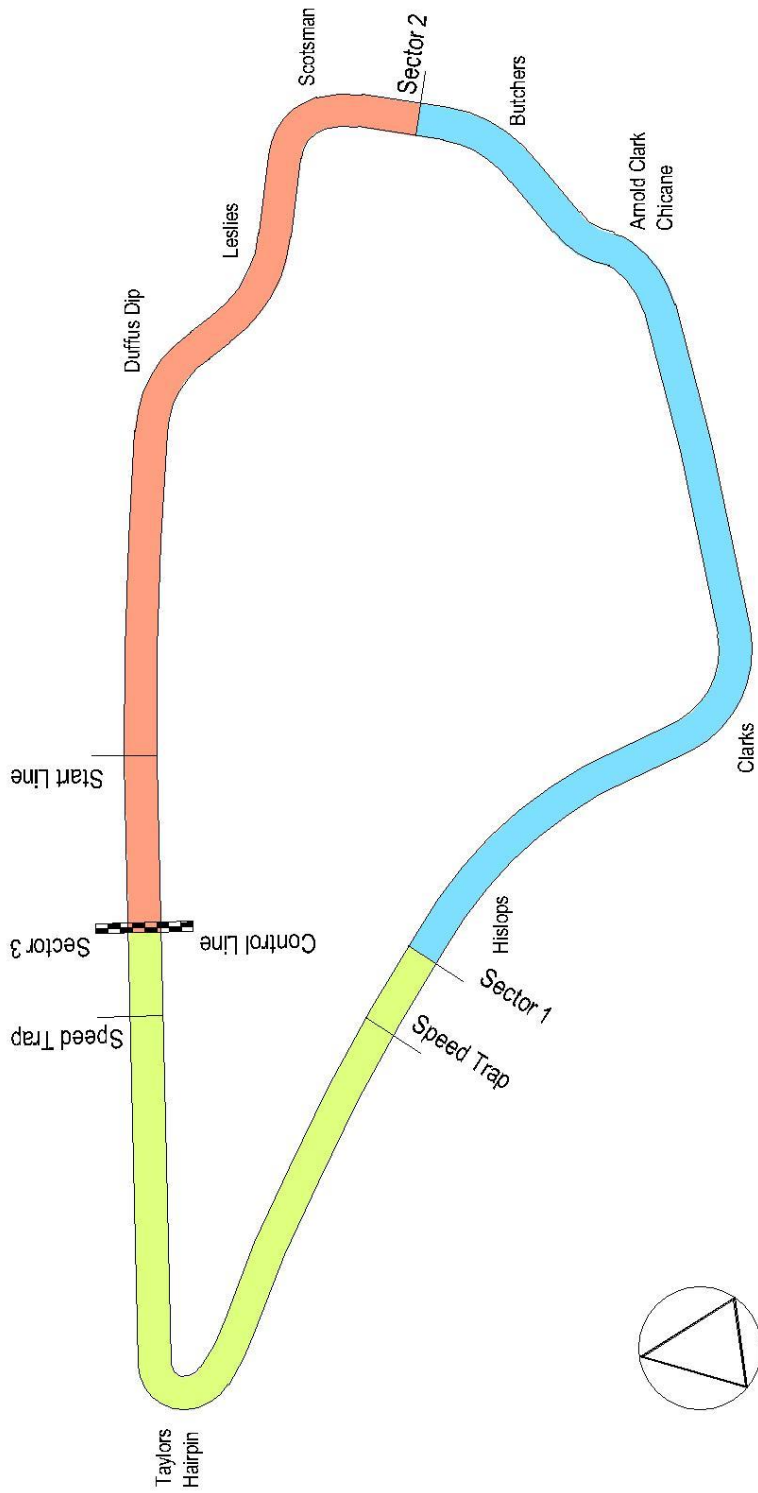

Ravenslea, Melrose Road, Galashiels, TD1 2AT

Telephone : 01896 – 752447

Scottish Motorsports Automatic Race Timing

Circuit layout

Knockhill – Anti Clockwise



Length	0.334 Mile
Sector 1	0.503 Mile
Sector 2	0.433 Mile

BSC BRITISH SPRINT



Round 16 - Knockhill - Anti-Clockwise

Sprint

Practice 1

No.	Name	Make	Intermediate	Flying Lap	Finish	Best
3	Stephen MILES	Van Diemen RF96	49.15	53.30	102.45	102.45
12	Chris JONES	Force TA	48.53	54.28	102.81	102.81
1	Pete GOULDING	Mygale FF2000	53.12	61.57	114.69	114.69
48	Stewart ROBB	Pilbeam MP88-GV5	54.88	63.69	118.57	118.57
15	Graham PORRETT	Mygale SJ12	58.60	67.55	126.15	126.15
4	John LOUDON	Force TA	60.53	71.25	131.78	131.78
756	Richard MALLET	Radical PR6	69.11	78.33	147.44	147.44
14	Anthony BROWN	Audi TT	76.15	89.40	165.55	165.55
156	Stephen MALLET	Radical PR6			NTR	0.00



Scottish Motorsports Automatic Race Timing






Round 23 - Knockhill - Anti-Clockwise

Sprint

No.	Name	Make	Practice 1 Intermediate	Flying Lap	Finish	Best
25	David SMITH	Westfield Sport 250	55.71	61.64	117.35	117.35
9	Steve ARKLEY	Westfield Megabusa	55.88	63.83	119.71	119.71
70	Michael SKIDMORE	Westfield Seiw	61.14	73.21	134.35	134.35
22	Harry MOODY	Westfield Megabusa	63.16	76.18	139.34	139.34
57	Mick DENT	Westfield Megabusa	70.25	74.20	144.45	144.45



Scottish Motorsports Automatic Race Timing

**KMSC/SMRC Race meeting AC****Sorted on best lap time**

Scottish Legends Championship

Knockhill AC 1.271 miles

Familiarisation

07/09/2024 09:10

Practice (10:00 Time) started at 9:16:31

Pos	No.	Name	Make/Model	CC	Class	Laps	Best Tm	Diff	Best Speed	2nd Best
1	10	Ross HODGSON	Legend Coupe	1300	L R	3	1:13.053		62.649	1:19.947
2	333	Bill READ	Legend Coupe	890	L	3	1:13.056	0.003	62.646	1:21.790
3	5	Christopher WALLACE	Legend Coupe	1250	L R	3	1:13.064	0.011	62.639	1:21.142
4	27	Grant HUNTER	Legend Coupe	890	L R	3	1:13.173	0.120	62.546	1:20.040
5	6	Gary ATKINSON	Legend Sedan-Van	899	L R	3	1:13.303	0.250	62.435	1:21.904
6	71	Ryan McLEISH	Ford Coupe	1250	L	3	1:13.400	0.347	62.353	1:19.921
7	21	Mark MULHOLLAND	Legend Coupe	1250	L R	3	1:13.420	0.367	62.336	1:25.639
8	85	Mark BEATY	Legend Coupe	1250	L	3	1:13.482	0.429	62.283	1:19.411
9	95	Maxim POPELYUSHKO	Legend Coupe	850	L	2	1:13.573	0.520	62.206	1:15.811
10	77	Michael WEDDELL	Legend Coupe	1250	L R	3	1:13.606	0.553	62.178	1:19.558
11	24	Matthew PAPE	Legend Coupe	1250	L	3	1:13.778	0.725	62.033	1:22.092
12	28	David ALLAN	Legend Coupe	890	L	3	1:13.845	0.792	61.977	1:21.108
13	4	Simon GRIFFITHS	Legend Coupe	1250	Gue	2	1:14.027	0.974	61.824	1:23.592
14	66	Alastair CALDERWOOD	Legend Sedan	1250	L	2	1:14.468	1.415	61.458	1:21.094
15	52	Stewart BLACK	Legend Coupe	1250	L	3	1:15.142	2.089	60.907	1:26.397
16	55	Stuart McANDREW	Legend Coupe	1250	L	3	1:15.448	2.395	60.660	1:26.294
17	9	Colin ATKINSON	Legend Coupe	899	L	3	1:15.655	2.602	60.494	1:26.337
18	17	Billy WAIT	Legend Coupe	1250	L	3	1:15.959	2.906	60.252	1:19.713
19	14	Daniel CLARK	Legend Coupe	890	L	3	1:16.220	3.167	60.046	1:25.225
20	733	Keith ATKINSON	Legend Coupe	1250	Gue	3	1:16.535	3.482	59.799	1:25.482
21	15	Elby CLARK	Legend Coupe	890	L	2	1:16.644	3.591	59.713	1:21.758
22	35	Neil SHENTON	Legend Coupe	1250	L	1	1:17.826	4.773	58.807	
23	282	Grant DAVISON	Legend Coupe	890	L	2	1:18.562	5.509	58.256	1:25.453
24	8	Ben MASON	Legend Coupe	1250	L T	1	1:19.339	6.286	57.685	
25	53	Stuart ROBERTSON	Legend Coupe	850	L	3	1:25.141	12.088	53.754	1:27.959
26	30	Mark FRENCH	Legend Coupe	1250	L	3	1:25.273	12.220	53.671	1:27.596

Announcements

Heavy fog - 3 Laps completed behind the Safety Car

Car No.21 - No working transponder - Please fix before Heat 1

Clerk of the Course

Orbits

Sig: Time :

Chief Timerkeeper : Ian Sharp (SMART Timing)

Results available at www.smart-timing.co.uk and www.speedhive.com

Printed: 07/09/2024 09:26:02

**RACE
WITH
RESPECT**



Bulletin No. _____

KMSC/SMRC Race meeting AC**Sorted on best lap time**

Scottish C1 Cup

Knockhill AC 1.271 miles

Qualifying 2

07/09/2024 09:25

Practice (12:00 Time) started at 9:34:35

Pos	No.	Name	Make/Model	CC	Class	Laps	Best Tm	Diff	Best Speed	2nd Best
1	822	Paul WINFIELD	Citroen C1	1000	Gue	2	1:17.381		59.145	1:43.363
2	117	Marc NISBET	Citroen C1	1000	C1	2	1:17.818	0.437	58.813	1:44.394
3	6	Kenneth DOCK	Citroen C1	1000	C1	2	1:18.189	0.808	58.534	1:43.530
4	18	Gregor McPHADEN	Citroen C1	1000	C1N	2	1:19.145	1.764	57.827	1:44.074
5	70	Andrew DAVIDSON	Citroen C1	1000	C1	2	1:19.291	1.910	57.720	1:47.000
6	99	Dan MARTIN	Citroen C1	1000	C1	2	1:19.372	1.991	57.661	1:47.723
7	27	James HITCHEN	Citroen C1	1000	C1	2	1:19.778	2.397	57.368	1:49.604
8	77	James McCRACKEN	Citroen C1	1000	C1	2	1:19.785	2.404	57.363	1:40.661
9	598	Daniel KELL	Citroen C1	1000	Gue	2	1:20.181	2.800	57.079	1:56.245
10	51	Murray SCOTT	Citroen C1	1000	C1N	2	1:20.458	3.077	56.883	2:05.362
11	24	Ayden WILSON	Citroen C1	1000	C1	2	1:20.798	3.417	56.643	2:06.513

Announcements

Heavy fog - 3 Laps completed behind the Safety Car

Clerk of the Course

Orbits

Sig: Time :

Chief Timerkeeper : Ian Sharp (SMART Timing)

Results available at www.smart-timing.co.uk and www.speedhive.com

Printed: 07/09/2024 09:48:30

motor
sport
UK**RACE
WITH
RESPECT**



KMSC/SMRC Race meeting AC

<p>Scottish C1 Cup</p> <p>Race 2 - 1st Race</p> <p>Race (10 Laps)</p>	<p>Knockhill AC 1.271 miles</p> <p>07/09/2024 11:45</p>
---	---



Grid based on Championship points

POLE POSITION

1	1 51 Murray SCOTT 1:20.458	2	2 99 Dan MARTIN 1:19.372
2	3 24 Ayden WILSON 1:20.798	4	4 27 James HITCHEN 1:19.778
3	5 70 Andrew DAVIDSON 1:19.291	6	6 117 Marc NISBET 1:17.818
4	7 77 James McCracken 1:19.785	8	8 6 Kenneth DOCK 1:18.189
5	9 18 Gregor McPHADEN 1:19.145	10	10 598 Daniel KELL 1:20.181
6	11 822 Paul WINFIELD 1:17.381		



**KMSC/SMRC Race meeting AC****Sorted on best lap time****KMSC Modsports Race Championship****Knockhill AC 1.271 miles****Qualifying 3****07/09/2024 09:45****Practice (15:00 Time) started at 9:51:20**

Pos	No.	Name	Make/Model	CC	Class	Laps	Best Tm	Diff	Best Speed	2nd Best
1	79	Paul BRYDON	Solution F BMW M3	3500	A	10	52.975		86.393	53.345
2	90	William PATERSON	Radical PR6	1340	B	15	54.113	1.138	84.576	54.564
3	28	David BLACKIE	BMW M3	3999	C	16	55.058	2.083	83.125	55.221
4	10	Mark THOMSON	Radical SR8 RS	2700	A	9	55.370	2.395	82.656	55.940
5	32	Shaun DAVIDSON	BMW Compact	3000	F	11	55.516	2.541	82.439	55.788
6	19	Harvey GILLANDERS	Honda EP3	2400	F	11	57.786	4.811	79.200	57.907
7	155	Adam KINDNESS	Mini Cooper S R53	1600	G	10	57.812	4.837	79.165	58.517
8	9	Ron CUMMING	Nemesis Kit Car	2000	A	4	57.818	4.843	79.157	58.660
9	86	Adam MORRISON	Mini Cooper S	1998	G	5	57.865	4.890	79.092	58.497
10	333	Iain BLACKLEY	Ford Puma	1679T	F	14	58.290	5.315	78.516	58.426
11	37	David ROBB	Audi TT	2000	F	15	58.450	5.475	78.301	58.672
12	3	Michael ANDERSON	Ford Focus	1600	F	14	58.582	5.607	78.124	58.740
13	31	Natalie COWIE	Mini Cooper S R53	1600	G	13	58.805	5.830	77.828	58.822
14	14	Michael IMRIE	Renault Clio 197	1998	G	13	59.488	6.513	76.935	59.596
15	5	Lowell FORSYTH	Mini Cooper R53	1600S	G	11	1:01.446	8.471	74.483	1:01.920
16	85	David JOYCE	Renault Clio 182	1998	G	12	1:01.907	8.932	73.928	1:02.650
17	18	Richard SUTHERLAND	BMW 318i Compact	1895	J	10	1:03.043	10.068	72.596	1:03.631
18	217	Steven SOMERVILLE	BMW E36 Compact	1900	J	14	1:03.717	10.742	71.828	1:04.126
19	78	David HEADEN	Caterham R400	2300	A	4	1:04.653	11.678	70.788	1:05.456
20	99	Philip WEBSTER	BMW Mini Cooper S	1600	J	3	1:07.205	14.230	68.100	1:07.534

Clerk of the Course

Orbits

Sig: Time :

Chief Timerkeeper : Ian Sharp (SMART Timing)

Results available at www.smart-timing.co.uk and www.speedhive.com

Printed: 07/09/2024 10:14:20

**RACE WITH RESPECT**



KMSC/SMRC Race meeting AC

KMSC Modsports Race Championship

Knockhill AC 1.271 miles

Qualifying 3

07/09/2024 09:45

Practice (15:00 Time) started at 9:51:20

Lap	Time of Day	Lap Tm	S1	S2	S3	S1Spd	SFSpd	Lap	Time of Day	Lap Tm	S1	S2	S3	S1Spd	SFSpd
(79) Paul BRYDON															
1	9:53:42.915	1:19.519	26.367	29.321	23.831	65.4	32.2	2	9:54:25.282	59.737	17.878	22.040	19.819	98.1	101.4
2	9:54:45.727	1:02.812	17.697	24.143	20.972	103.6	106.5	3	9:55:24.223	58.941	17.232	22.490	19.219	94.0	119.4
3	9:55:48.725	1:02.998	21.354	23.269	18.375	64.5	99.9	4	9:56:39.427	1:15.204	23.735	31.774	19.695	51.9	121.6
4	9:56:44.847	56.122	15.592	21.371	19.159	112.4	134.2	5	9:57:37.213	57.786	17.054	21.570	19.162	99.0	119.6
5	9:57:37.822	52.975	15.529	19.945	17.501	111.7	130.6	6	10:02:24.091	4:46.878					
6	10:02:29.661	4:51.839					135.8	7	10:03:29.454	1:05.363	20.286	25.497	19.580	92.3	46.6
7	10:03:36.330	1:06.669	18.220	23.510	24.939	110.0	55.4	8	10:04:27.919	58.465	16.782	21.835	19.848	98.4	122.0
8	10:04:34.881	58.551	18.394	22.556	17.601	93.9	109.3	9	10:05:26.545	58.626	16.859	22.427	19.340	96.4	121.6
9	10:05:28.226	53.345	15.513	20.346	17.486	112.2	135.0	10	10:06:24.518	57.973	16.976	21.672	19.325	96.1	122.0
10	10:08:49.917	3:21.691	19.633	28.293	2:33.765	59.5	134.2	11	10:07:22.425	57.907	17.064	21.558	19.285	97.7	122.0
(90) William PATERSON															
1	9:53:21.295	1:17.199	25.391	27.790	24.018	80.8	30.0	(155) Adam KINDNESS							
2	9:54:25.765	1:04.470	19.076	23.797	21.597	95.6	97.4	1	9:53:19.662	1:08.765	22.566	24.327	21.872	89.1	31.7
3	9:55:26.317	1:00.552	17.885	22.938	19.729	99.9	102.5	2	9:54:19.838	1:00.176	17.478	21.965	20.733	92.2	108.6
4	9:56:25.104	58.787	17.046	22.461	19.280	104.2	116.5	3	9:55:19.889	1:00.051	17.212	22.289	20.550	94.4	114.7
5	9:57:23.077	57.973	16.624	22.193	19.156	100.6	125.0	4	9:56:18.406	58.517	17.388	21.371	19.758	94.9	112.2
6	10:02:54.317	5:31.240	17.013			105.7	115.5	5	9:57:39.200	1:20.794	23.103	31.636	26.055	50.8	114.9
7	10:04:01.327	1:07.010	21.218	25.036	20.756	99.9	40.5	6	10:02:32.800	4:53.600					67.5
8	10:04:58.596	57.269	16.986	21.881	18.402	95.1	117.3	7	10:03:39.421	1:06.621	21.585	23.012	22.024	84.6	41.1
9	10:05:55.081	56.485	16.292	21.645	18.548	105.7	129.3	8	10:04:37.233	57.812	16.996	21.345	19.471	94.7	113.7
10	10:06:49.832	54.751	15.360	20.995	18.396	108.9	130.1	9	10:05:58.875	1:21.642	22.560	35.997	23.085	54.0	116.3
11	10:07:44.997	55.165	16.141	21.116	17.908	108.1	130.1	10	10:07:21.475	1:22.600	17.144	21.310	44.146	94.0	114.7
12	10:08:39.736	54.739	15.865	20.707	18.167	107.9	131.1	(9) Ron CUMMING							
13	10:09:33.849	54.113	15.825	20.449	17.839	107.4	130.8	1	9:52:49.654	1:09.388	21.668	25.724	21.996	102.0	31.2
14	10:10:29.268	55.419	15.914	21.108	18.397	107.9	130.6	2	9:53:49.204	59.550	17.348	22.975	19.227	101.7	128.3
15	10:11:23.832	54.564	15.867	20.749	17.948	108.1	130.3	3	9:54:47.864	58.660	17.069	22.727	18.864	106.7	105.0
(28) David BLACKIE															
1	9:52:47.478	1:17.975			21.814		29.9	4	9:55:45.682	57.818	17.225	21.994	18.599	98.4	111.7
2	9:53:48.016	1:00.538			19.416		107.0	(86) Adam MORRISON							
3	9:54:45.173	57.157			18.730		126.9	1	9:53:16.315	1:19.027	25.424	29.243	24.360	70.1	35.2
4	9:55:42.604	57.431			19.593		128.1	2	9:54:19.537	1:03.222	18.763	23.287	21.172	92.8	78.1
5	9:56:39.463	56.859			18.872		127.3	3	9:55:18.680	59.143	17.077	21.628	20.438	95.9	117.1
6	9:57:35.174	55.711			18.555		128.6	4	9:56:17.177	58.497	17.587	21.666	19.244	97.1	117.5
7	10:02:19.632	4:44.458			18.443		128.1	5	9:57:15.042	57.865	17.068	21.322	19.475	96.0	118.6
8	10:03:21.498	1:01.866			19.589		42.9	(333) Iain BLACKLEY							
9	10:04:17.633	56.135			18.197		126.6	1	9:52:46.883	1:20.474			22.116		26.9
10	10:05:13.284	55.651			18.443		129.6	2	9:53:47.547	1:00.664			19.705		114.3
11	10:06:08.770	55.486			18.521		128.3	3	9:54:47.473	59.926			19.417		116.1
12	10:07:05.015	56.245			18.519		128.3	4	9:55:47.120	59.647			19.746		115.7
13	10:08:00.236	55.221			18.440		129.1	5	9:56:50.481	1:03.361			22.967		118.1
14	10:08:55.294	55.058			18.382		127.8	6	10:02:43.605	4:49.324			5:09.442		
15	10:09:51.525	56.231			18.439		128.8	7	10:03:52.368	1:08.763			20.366		42.3
16	10:10:47.014	55.489			18.274		129.3	8	10:04:52.022	59.654			19.334		117.9
(10) Mark THOMSON															
1	9:52:53.941	1:08.212	22.245	25.684	20.283	90.2	34.2	9	10:05:50.448	58.426			19.098		119.4
2	9:53:56.918	1:02.977	16.919	24.522	21.536	99.3	127.3	10	10:06:48.738	58.290			19.062		118.8
3	9:54:58.086	1:01.168	16.513	23.144	21.511	105.8	127.6	11	10:07:51.288	1:02.550			19.327		119.0
4	9:55:54.026	55.940	15.858	21.853	18.229	108.1	129.1	12	10:08:51.647	1:00.359					118.6
5	9:56:51.653	57.627	15.715	22.490	19.422	110.7	130.6	13	10:09:51.700	1:00.053			19.258		92.8
6	9:57:50.910	59.257	15.667	23.960	19.630	109.8	129.3	14	10:10:50.131	58.431			19.254		118.1
7	10:02:39.587	4:48.677					130.6	(37) David ROBB							
8	10:03:55.063	1:15.476	25.966	29.155	20.355	69.0	31.1	1	9:52:54.414	1:12.016	24.651	25.927	21.438	86.1	29.4
9	10:04:50.433	55.370	15.596	21.589	18.185	109.8	131.1	2	9:53:58.811	1:04.397	18.531	25.080	20.786	92.2	107.7
(32) Shaun DAVIDSON															
1	9:53:49.205	1:12.823						3	9:55:01.521	1:02.710	17.767	24.039	20.904	95.7	112.8
2	9:54:52.345	1:03.140						4	9:56:04.833	1:03.312	17.809	23.946	21.557	95.3	114.3
3	9:56:00.713	1:08.368						5	9:57:07.552	1:02.719	18.827	23.127	20.765	91.6	94.5
4	9:56:58.232	57.519						6	10:02:09.010	5:01.458	17.435	24.263	4:19.760	92.9	111.7
5	10:03:08.849	5:14.254						7	10:03:17.938	1:08.928	25.682	22.945	20.301	93.1	24.6
6	10:04:10.482	1:01.633						8	10:04:17.440	59.502	17.206	22.426	19.870	95.5	115.1
7	10:05:21.275	1:10.793						9	10:05:17.429	59.989	17.319	22.736	19.934	93.9	116.3
8	10:06:16.791	55.516						10	10:06:16.101	58.672	17.194	21.744	19.734	95.3	116.5
9	10:07:20.951	1:04.160						11	10:07:14.551	58.450	16.890	21.838	19.722	95.6	116.5
10	10:08:16.739	55.788						12	10:08:13.463	58.912	17.204	21.963	19.745	95.6	116.5
11	10:09:12.710	55.971						13	10:09:12.909	59.446	17.472	21.990	19.984	94.1	116.5
(19) Harvey GILLANDERS															
1	9:53:25.545	1:12.479	24.232	25.924	22.323	83.5	28.1	14	10:10:12.643	59.734	17.242	21.964	20.528	96.0	109.3
2								15	10:11:16.259	1:03.616	20.761	23.015	19.840	69.5	94.8
(3) Michael ANDERSON															
1	9:52:50.206	1:17.308	25.010	29.128	23.170		31.6	1	9:52:50.206	1:17.308	25.010	29.128	23.170	61.6	31.6
2	9:53:57.519	1:07.313	19.038	25.691	22.584		85.6	2	9:53:57.519	1:07.313	19.038	25.691	22.584	85.6	119.2
3	9:55:00.900	1:03.381	18.120	24.480	20.781		98.0	3	9:55:00.900	1:03.381	18.120	24.480	20.781	98.0	113.9
4	9:56:02.812	1:01.912	17.770	24.206	19.936		94.8	4	9:56:02.812	1:01.912	17.770	24.206	19.936	94.8	123.1

Clerk of the Course _____ Time : _____ Orbits _____

Sig: _____ Time : _____
Chief Timerkeeper : Ian Sharp (SMART Timing)
Results available at www.smart-timing.co.uk and www.speedhive.com
Printed: 07/09/2024 10:44:09





KMSC/SMRC Race meeting AC

KMSC Modsports Race Championship

Knockhill AC 1.271 miles

Qualifying 3

07/09/2024 09:45

Practice (15:00 Time) started at 9:51:20

Lap	Time of Day	Lap Tm	S1	S2	S3	S1Spd	SFSpd	Lap	Time of Day	Lap Tm	S1	S2	S3	S1Spd	SFSpd
5	9:57:02.573	59.761	17.230	22.859	19.672	99.4	126.4	6	10:02:12.723	4:51.508					100.6
6	10:02:51.959	5:49.386	17.377	23.425	5:08.584	98.1	127.6	7	10:03:22.809	1:10.086			21.816		26.1
7	10:04:00.075	1:08.116	21.947	25.390	20.779	94.9	33.8	8	10:04:25.852	1:03.043			21.229		99.9
8	10:05:01.554	1:01.479	17.889	23.539	20.051	98.8	120.5	9	10:05:30.033	1:04.181			22.163		101.2
9	10:06:02.811	1:01.257	17.965	23.403	19.889	94.8	123.1	10	10:06:35.511	1:05.478			21.767		92.1
10	10:07:05.032	1:02.221	17.497	22.673	22.051	98.8	121.8								
11	10:08:06.127	1:01.095	18.008	23.415	19.672	99.1	112.0								
12	10:09:04.709	58.582	17.217	22.311	19.054	97.4	125.4								
13	10:10:04.841	1:00.132	17.227	22.386	20.519	101.2	126.6								
14	10:11:03.581	58.740	17.019	22.668	19.053	100.6	119.0								

(31) Natalie COWIE

1	9:53:47.162	1:19.266	24.397	30.039	24.830	72.7	31.8	6	10:02:14.270	4:43.130					
2	9:55:00.035	1:12.873	22.075	26.714	24.084	83.6	83.0	7	10:03:25.075	1:10.805			21.927		98.8
3	9:56:08.607	1:08.572	21.181	25.430	21.961	86.1	97.7	8	10:04:29.201	1:04.126			21.821		31.6
4	9:57:09.385	1:00.778	17.614	22.785	20.379	94.4	116.3	9	10:05:34.239	1:05.038			22.418		99.0
5	10:02:49.731	5:40.346	17.296			95.5	113.7	10	10:06:38.987	1:04.748			22.062		100.2
6	10:03:59.995	1:10.264	22.706	25.953	21.605	84.1	34.6	11	10:07:43.399	1:04.412			21.686		99.0
7	10:05:03.947	1:03.952	18.526	24.371	21.055	87.4	112.4	12	10:08:48.117	1:04.718			21.805		98.8
8	10:06:04.031	1:00.084	18.254	22.165	19.665	94.8	111.8	13	10:09:52.638	1:04.521			21.890		99.3
9	10:07:04.699	1:00.668	17.452	22.532	20.684	90.9	115.5	14	10:10:56.355	1:03.717			21.711		99.1
10	10:08:03.521	58.822	17.446	21.716	19.660	95.3	113.7								98.5
11	10:09:10.685	1:07.164	18.656	25.412	23.096	74.2	116.9								
12	10:10:20.404	1:09.719	22.470	26.487	20.762	70.4	84.3								
13	10:11:19.209	58.805	17.154	22.049	19.602	95.5	114.3								

(14) Michael IMRIE

1	9:54:11.478	1:29.663	28.904	32.659	28.100	60.1	28.5	6	10:02:14.270	4:43.130					
2	9:55:18.840	1:07.362	21.670	24.776	20.916	85.2	72.2	7	10:03:25.075	1:10.805			21.927		98.8
3	9:56:21.189	1:02.349	18.280	23.752	20.317	89.7	108.8	8	10:04:29.201	1:04.126			21.821		31.6
4	9:57:21.508	1:00.319	17.939	22.544	19.836	91.6	111.1	9	10:05:34.239	1:05.038			22.418		99.0
5	10:02:57.380	5:35.872	17.631			91.2	112.4	10	10:06:38.987	1:04.748			22.062		100.2
6	10:04:02.329	1:04.949	21.210	23.588	20.151	91.4	39.9	11	10:07:43.399	1:04.412			21.686		99.0
7	10:05:03.715	1:01.386	17.690	23.168	20.528	92.6	111.3	12	10:08:48.117	1:04.718			21.805		98.8
8	10:06:03.379	59.664	17.778	22.089	19.797	91.9	111.3	13	10:09:52.638	1:04.521			21.890		99.3
9	10:07:03.278	59.899	17.719	22.147	20.033	92.4	112.8	14	10:10:56.355	1:03.717			21.711		99.1
10	10:08:02.874	59.596	17.772	22.021	19.803	91.7	111.3								
11	10:09:12.339	1:09.465	21.159	25.544	22.762	70.3	109.5								
12	10:10:15.287	1:02.948	20.765	22.466	19.717	89.4	79.7								
13	10:11:14.775	59.488	17.553	22.031	19.904	92.1	112.0								

(5) Lowell FORSYTH

1	9:53:13.287	1:18.143	25.061	29.896	23.186	65.6	34.3	6	10:02:14.270	4:43.130					
2	9:54:20.131	1:06.844	19.650	25.136	22.058	85.6	104.5	7	10:03:25.075	1:10.805			21.927		98.8
3	9:55:23.757	1:03.626	18.247	24.167	21.212	91.6	106.2	8	10:04:29.201	1:04.126			21.821		31.6
4	9:56:30.214	1:06.457	21.579	23.767	21.111	84.8	109.7	9	10:05:34.239	1:05.038			22.418		99.0
5	9:57:33.031	1:02.817	18.768	22.964	21.085	89.4	107.9	10	10:06:38.987	1:04.748			22.062		100.2
6	10:02:18.278	4:45.247	17.879			90.7	107.7	11	10:07:43.399	1:04.412			21.686		99.0
7	10:03:25.261	1:06.983	21.817	23.949	21.217	89.6	39.3	12	10:08:48.117	1:04.718			21.805		98.8
8	10:04:27.348	1:02.087	17.907	23.278	20.902	90.3	109.5	13	10:09:52.638	1:04.521			21.890		99.3
9	10:05:29.268	1:01.920	17.621	23.378	20.921	90.6	109.5	14	10:10:56.355	1:03.717			21.711		99.1
10	10:06:31.295	1:02.027	18.143	23.231	20.653	90.6	110.0								
11	10:07:32.741	1:01.446	17.924	22.894	20.628	89.8	109.1								

(85) David JOYCE

1	9:54:10.984	1:31.442	29.785	33.394	28.263	62.1	27.4	6	10:02:14.270	4:43.130					
2	9:55:38.542	1:27.558	24.626	34.236	28.696	61.1	74.7	7	10:03:25.075	1:10.805			21.927		98.8
3	9:56:58.488	1:19.946	23.020	32.065	24.861	61.5	74.1	8	10:04:29.201	1:04.126			21.821		31.6
4	10:02:47.223	5:48.735	22.964	31.006	4:54.765	73.8	96.6	9	10:05:34.239	1:05.038			22.418		99.0
5	10:03:58.964	1:11.741	23.716	25.993	22.032	78.4	39.0	10	10:06:38.987	1:04.748			22.062		100.2
6	10:05:03.200	1:04.236	18.932	24.527	20.777	87.5	108.8	11	10:07:43.399	1:04.412			21.686		99.0
7	10:06:05.850	1:02.650	18.894	23.265	20.491	89.2	111.8	12	10:08:48.117	1:04.718			21.805		98.8
8	10:07:11.844	1:05.994	19.973	24.901	21.120	78.1	110.4	13	10:09:52.638	1:04.521			21.890		99.3
9	10:08:18.431	1:06.587	20.442	24.595	21.550	72.5	110.7	14	10:10:56.355	1:03.717			21.711		99.1
10	10:09:26.803	1:08.372	19.735	26.789	21.848	73.7	107.2								
11	10:10:28.710	1:01.907	18.422	22.895	20.590	89.1	110.6								
12	10:11:32.085	1:03.375	19.404	23.011	20.960	87.6	112.0								

(18) Richard SUTHERLAND

1	9:53:03.936	1:14.937			22.568		26.4	6	10:02:14.270	4:43.130					
2	9:54:09.371	1:05.435				21.856	98.0	7	10:03:25.075	1:10.805			21.927		98.8
3	9:55:13.594	1:04.223				21.684	100.6	8	10:04:29.201	1:04.126			21.821		31.6
4	9:56:17.584	1:03.990				21.591	101.1	9	10:05:34.239	1:05.038			22.418		99.0
5	9:57:21.215	1:03.631				21.473	101.1	10	10:06:38.987	1:04.748			22.062		100.2

Clerk of the Course

Orbits

Sig: Time :
 Chief Timerkeeper : Ian Sharp (SMART Timing)
 Results available at www.smart-timing.co.uk and www.speedhive.com





KMSC/SMRC Race meeting AC


KMSC Modsports Race Championship

Knockhill AC 1.271 miles

Race 3 - 1st Race

07/09/2024 12:10

Race (15:00 and 1 Laps)



1 x 1 Grid format

POLE POSITION

1	1 79 Paul BRYDON 52.975	2 90 William PATERSON 54.113
2	3 28 David BLACKIE 55.058	4 10 Mark THOMSON 55.370
3	5 32 Shaun DAVIDSON 55.516	6 19 Harvey GILLANDERS 57.786
4	7 155 Adam KINDNESS 57.812	8 9 Ron CUMMING 57.818
5	9 86 Adam MORRISON 57.865	10 333 Iain BLACKLEY 58.290
6	11 37 David ROBB 58.450	12 3 Michael ANDERSON 58.582
7	13 31 Natalie COWIE 58.805	14 14 Michael IMRIE 59.488
8	15 5 Lowell FORSYTH 1:01.446	16 85 David JOYCE 1:01.907
9	17 18 Richard SUTHERLAND 1:03.043	18 217 Steven SOMERVILLE 1:03.717
10	19 78 David HEADEN 1:04.653	20 99 Philip WEBSTER 1:07.205

Clerk of the Course Orbits

Sig: Time :
Chief Timerkeeper : Ian Sharp (SMART Timing)
Results available at www.smart-timing.co.uk and www.speedhive.com





Bulletin No. _____

KMSC/SMRC Race meeting AC**Sorted on best lap time**

Scottish Fiesta ST Cup

Knockhill AC 1.271 miles

Qualifying 4 - AMENDED RESULT

07/09/2024 10:05

Practice (12:00 Time) started at 10:14:15

Pos	No.	Name	Make/Model	CC	Class	Laps	Best Tm	Diff	Best Speed	2nd Best
1	21	Kieren PREEDY	Ford Fiesta ST	2000	ST	11	1:02.343		73.411	1:02.455
2	5	Lorn MURRAY	Ford Fiesta ST	2000	STC	10	1:02.630	0.287	73.075	1:03.121
3	147	Gerry HENDRY	Ford Fiesta ST	2000	ST	12	1:02.757	0.414	72.927	1:02.766
4	68	Arran WARD	Ford Fiesta ST	2000	ST	11	1:02.878	0.535	72.787	1:02.901
5	83	Sophie KINGHORN	Ford Fiesta ST	2000	STCN	12	1:02.972	0.629	72.678	1:03.104
6	58	Kenneth LEES	Ford Fiesta ST	2000	STCN	9	1:03.214	0.871	72.400	1:03.423
7	61	Peter CRUICKSHANK	Ford Fiesta ST	2000	ST	11	1:04.140	1.797	71.355	1:04.376
8	23	Lucy HALES-MAVER	Ford Fiesta ST	2000	ST	11	1:04.167	1.824	71.325	1:04.359
9	17	Angus ROSS	Ford Fiesta ST	2000	STN	9	1:04.247	1.904	71.236	1:04.385
10	30	Michael GORDON	Ford Fiesta ST	2000	STN	11	1:04.292	1.949	71.186	1:04.438
11	7	Stuart MURRAY	Ford Fiesta ST	2000	STC	11	1:04.329	1.986	71.145	1:04.433
12	35	Andrew MACKIE	Ford Fiesta ST	2000	ST	1	1:15.385	13.042	60.711	

Not classified

DQ	99	James DICKIE	Ford Fiesta ST	2000	STN	11	1:03.044		72.595	1:03.101
----	----	--------------	----------------	------	-----	----	-----------------	--	--------	----------

Announcements

AMENDED RESULT 13:28 - Car No.99 - Disqualified - Technical infringement

Clerk of the Course

Orbits

Sig: Time :

Chief Timerkeeper : Ian Sharp (SMART Timing)

Results available at www.smart-timing.co.uk and www.speedhive.com

Printed: 07/09/2024 14:24:16

motor
sport
UK**RACE
WITH
RESPECT**



KMSC/SMRC Race meeting AC

Scottish Fiesta ST Cup

Knockhill AC 1.271 miles

Qualifying 4 - AMENDED RESULT

07/09/2024 10:05

Practice (12:00 Time) started at 10:14:15

Lap	Time of Day	Lap Tm	S1	S2	S3	S1Spd	SFSpd	Lap	Time of Day	Lap Tm	S1	S2	S3	S1Spd	SFSpd
(21) Kieren PREEDY								7	10:22:13.959	1:03.423	18.554	23.357	21.512	83.6	102.1
1	10:15:59.784	1:16.505	24.427	29.343	22.735	74.2	32.5	8	10:23:20.116	1:06.157	18.741	23.930	23.486	82.7	102.5
2	10:17:03.101	1:03.317	18.463	23.755	21.099	84.7	103.6	9	10:24:24.943	1:04.827	19.463	23.631	21.733	82.8	86.6
3	10:18:06.023	1:02.922	18.610	23.042	21.270	84.8	103.9	(61) Peter CRUICKSHANK							
4	10:19:08.366	1:02.343	18.358	22.901	21.084	84.5	104.5	1	10:15:42.818	1:16.069	24.781	28.004	23.284	72.3	33.1
5	10:20:20.545	1:12.179	22.313	28.021	21.845	65.5	103.6	2	10:16:47.792	1:04.974	18.801	24.127	22.046	81.8	98.5
6	10:21:23.000	1:02.455	18.386	22.778	21.291	84.4	103.4	3	10:17:52.712	1:04.920	18.622	24.132	22.166	82.8	100.9
7	10:22:31.267	1:08.267	19.110	27.424	21.733	72.7	102.6	4	10:18:57.180	1:04.468	18.504	24.029	21.935	82.2	101.2
8	10:23:34.554	1:03.287	18.661	23.310	21.316	83.8	102.8	5	10:20:02.676	1:05.496	19.094	24.647	21.755	69.5	101.8
9	10:24:37.472	1:02.918	18.686	22.817	21.415	83.6	102.8	6	10:21:06.816	1:04.140	18.606	23.476	22.058	82.5	101.2
10	10:25:40.949	1:03.477	18.773	22.867	21.837	83.1	102.5	7	10:22:11.735	1:04.919	19.178	23.625	22.116	80.9	101.2
11	10:26:53.153	1:12.204	20.487	29.061	22.656	72.5	102.3	8	10:23:16.198	1:04.463	18.722	23.640	22.101	82.0	100.9
(5) Lorn MURRAY								9	10:24:20.628	1:04.430	18.598	23.839	21.993	82.0	101.8
1	10:15:39.721	1:14.878	25.222	27.627	22.029	73.8	30.9	10	10:25:25.004	1:04.376	18.772	23.497	22.107	81.6	100.9
2	10:16:43.818	1:04.097	19.009	23.653	21.435	83.5	102.0	11	10:26:32.757	1:07.753	20.926	25.058	21.769	72.3	83.7
3	10:17:48.302	1:04.484	18.834	23.335	22.315	82.2	102.0	(23) Lucy HALES-MAVER							
4	10:18:51.423	1:03.121	18.694	22.980	21.447	83.2	101.2	1	10:16:07.101	1:17.306	23.759	29.081	24.466	76.8	35.3
5	10:19:54.053	1:02.630	18.382	22.771	21.477	83.3	102.1	2	10:17:16.249	1:09.148	19.568	25.781	23.799	81.2	98.7
6	10:20:57.746	1:03.693	18.804	23.419	21.470	82.2	102.8	3	10:18:21.059	1:04.810	18.906	24.114	21.790	83.4	98.5
7	10:22:01.282	1:03.536	18.646	23.218	21.672	82.7	102.3	4	10:19:26.968	1:05.909	18.824	23.628	23.457	82.6	101.7
8	10:23:05.872	1:04.590	18.710	23.883	21.997	82.1	102.3	5	10:20:31.327	1:04.359	18.752	23.867	21.740	82.2	100.9
9	10:24:10.112	1:04.240	18.577	23.590	22.073	82.5	101.8	6	10:21:35.494	1:04.167	18.699	23.773	21.695	83.1	101.5
10	10:25:15.072	1:04.960	18.675	24.507	21.778	81.7	102.6	7	10:22:40.023	1:04.529	18.824	23.750	21.955	82.5	101.2
(147) Gerry HENDRY								8	10:23:44.772	1:04.749	18.813	23.913	22.023	83.5	100.5
1	10:15:38.320	1:15.047	25.732	27.315	22.000	68.3	26.1	9	10:24:49.608	1:04.836	18.902	24.067	21.867	83.0	101.2
2	10:16:41.909	1:03.589	18.846	23.549	21.194	83.1	102.3	10	10:25:54.001	1:04.393	18.918	23.735	21.740	83.4	101.2
3	10:17:45.278	1:03.369	18.567	23.285	21.517	83.1	103.1	11	10:26:58.464	1:04.463	19.087	23.666	21.710	81.6	101.1
4	10:18:48.285	1:03.007	18.476	23.107	21.424	83.8	103.1	(17) Angus ROSS							
5	10:19:51.517	1:03.232	18.547	23.159	21.526	82.6	103.1	1	10:15:54.176	1:15.230	25.027	27.617	22.586	71.8	34.4
6	10:20:54.294	1:02.777	18.350	23.120	21.307	83.4	102.6	2	10:17:00.054	1:05.878	19.506	24.424	21.948	81.2	99.7
7	10:21:57.051	1:02.757	18.481	23.068	21.208	82.5	102.9	3	10:18:06.088	1:06.034	19.849	23.643	22.542	82.1	95.7
8	10:22:59.817	1:02.766	18.341	23.131	21.294	82.7	103.7	4	10:19:10.475	1:04.387	19.090	23.569	21.728	82.8	99.7
9	10:24:02.819	1:03.002	18.389	23.165	21.448	83.7	102.8	5	10:20:14.860	1:04.385	19.044	23.508	21.833	81.2	101.1
10	10:25:05.694	1:02.875	18.471	23.076	21.328	82.3	103.6	6	10:21:19.271	1:04.411	18.924	23.589	21.898	81.1	101.2
11	10:26:08.671	1:02.977	18.412	23.152	21.413	83.6	103.1	7	10:22:24.319	1:05.048	19.047	23.827	22.174	80.9	100.8
12	10:27:11.485	1:02.814	18.331	23.112	21.371	83.2	103.1	8	10:23:29.593	1:05.274	19.270	24.083	21.921	81.4	100.8
(68) Arran WARD								9	10:24:33.840	1:04.247	18.661	23.734	21.852	82.0	101.1
1	10:15:56.802	1:09.673			21.834		35.7	(30) Michael GORDON							
2	10:17:00.133	1:03.331			21.572		102.8	1	10:16:05.349	1:20.676	27.527	29.497	23.652	61.0	33.9
3	10:18:03.673	1:03.540					104.5	2	10:17:13.863	1:08.514	19.109	24.481	24.924	78.9	100.9
4	10:19:06.977	1:03.304			21.543		101.5	3	10:18:18.155	1:04.292	18.799	23.657	21.836	80.6	96.1
5	10:20:10.182	1:03.205					102.9	4	10:19:35.944	1:17.789	18.715	23.534	23.540	81.2	101.7
6	10:21:13.106	1:02.924					102.9	5	10:20:40.931	1:04.987	18.895	24.084	22.008	81.5	98.0
7	10:22:16.007	1:02.901					101.8	6	10:21:47.317	1:06.386	18.590	25.356	22.440	83.8	102.1
8	10:23:18.885	1:02.878					102.0	7	10:22:52.573	1:05.256	18.749	24.394	22.113	81.4	100.2
9	10:24:21.922	1:03.037			21.444		101.7	8	10:23:57.197	1:04.624	18.714	23.921	21.989	81.3	100.9
10	10:25:25.172	1:03.250			21.549		101.2	9	10:25:01.936	1:04.739	18.939	23.779	22.021	82.2	99.9
11	10:26:28.351	1:03.179			21.589		100.6	10	10:26:07.001	1:05.065	19.347	24.099	21.619	82.2	96.4
(83) Sophie KINGHORN								11	10:27:11.439	1:04.438	18.695	23.824	21.919	81.9	102.1
1	10:15:27.226	1:09.087	22.400	25.007	21.680	83.2	35.0	(7) Stuart MURRAY							
2	10:16:30.855	1:03.629	18.780	23.542	21.307	83.4	101.5	1	10:15:50.476	1:13.227	24.393	26.502	22.332	77.6	31.8
3	10:17:35.836	1:04.981	18.659	23.613	22.709	83.9	102.5	2	10:16:57.458	1:06.982	20.063	24.614	22.305	80.4	97.8
4	10:18:39.455	1:03.619	18.980	23.357	21.282	83.7	98.7	3	10:18:02.501	1:05.043	19.148	24.011	21.884	82.5	101.4
5	10:19:42.685	1:03.230	18.658	23.194	21.378	83.5	102.1	4	10:19:06.830	1:04.529	18.905	23.408	22.016	83.0	101.8
6	10:20:45.968	1:03.283	18.526	23.319	21.438	83.1	102.1	5	10:20:12.412	1:05.582	19.528	24.100	21.954	82.4	100.9
7	10:21:52.100	1:06.132	19.254	25.395	21.483	81.1	102.1	6	10:21:17.433	1:05.021	18.852	24.101	22.068	83.3	101.8
8	10:22:55.385	1:03.285	18.612	23.196	21.477	83.3	102.5	7	10:22:22.380	1:04.947	18.681	24.104	22.162	83.0	101.5
9	10:23:58.919	1:03.534	18.776	23.286	21.472	83.5	102.1	8	10:23:27.194	1:04.814	18.891	23.967	21.956	81.9	101.1
10	10:25:02.023	1:03.104	18.555	23.098	21.451	83.8	102.3	9	10:24:31.860	1:04.666	18.841	24.054	21.771	82.3	100.8
11	10:26:04.995	1:02.972	18.553	22.904	21.515	83.4	102.1	10	10:25:36.293	1:04.433	18.884	23.608	21.941	82.8	101.8
12	10:27:08.142	1:03.147	18.527	23.220	21.400	83.2	101.7	11	10:26:41.369	1:05.076	19.023	23.918	22.135	81.6	101.5
(58) Kenneth LEES								(35) Andrew MACKIE							
1	10:15:49.227	1:15.110	24.202	27.977	22.931	79.4	35.3	1	10:15:44.658	1:15.385	24.959	27.453	22.973	74.0	30.4
2	10:16:55.481	1:06.254	19.340	24.958	21.956	82.1	100.9	(99) James DICKIE							
3	10:17:59.956	1:04.475	18.827	23.900	21.748	83.8	102.0	1	10:15:45.562	1:13.649	24.644	26.995	22.010	77.7	31.3
4	10:19:03.801	1:03.845	18.559	23.706	21.580	83.1	102.3	2	10:16:49.893	1:04.331	18.966	23.363	22.002	82.0	102.6
5	10:20:07.322	1:03.521	18.488	23.446	21.587	83.8	102.3	3	10:17:54.240	1:04.347	18.649	23.258	22.440	82.1	103.1
6	10:21:10.536	1:03.214	18.446	23.189	21.579	84.0	102.0								

Clerk of the Course



KMSC/SMRC Race meeting AC

Scottish Fiesta ST Cup

Knockhill AC 1.271 miles

Qualifying 4 - AMENDED RESULT

07/09/2024 10:05

Practice (12:00 Time) started at 10:14:15

Lap	Time of Day	Lap Tm	S1	S2	S3	S1Spd	SFSpd	Lap	Time of Day	Lap Tm	S1	S2	S3	S1Spd	SFSpd
4	10:18:57.341	1:03.101	18.624	22.929	21.548	82.4	101.1								
5	10:20:00.827	1:03.486	18.812	23.194	21.480	82.8	102.5								
6	10:21:04.109	1:03.282	18.708	23.082	21.492	82.0	102.5								
7	10:22:08.123	1:04.014	18.702	23.230	22.082	82.5	101.7								
8	10:23:11.167	1:03.044	18.690	22.993	21.361	81.9	102.6								
9	10:24:18.149	1:06.982	18.570	25.341	23.071	81.8	103.1								
10	10:25:26.247	1:08.098	21.012	25.709	21.377	69.9	94.1								
11	10:26:30.593	1:04.346	19.476	23.343	21.527	82.5	102.9								

Clerk of the Course

Orbits

Sig: Time :
 Chief Timerkeeper : Ian Sharp (SMART Timing)
 Results available at www.smart-timing.co.uk and www.speedhive.com



motor sport UK

RACE WITH RESPECT



KMSC/SMRC Race meeting AC

Scottish Fiesta ST Cup

Knockhill AC 1.271 miles

Race 4 - 1st Race - AMENDED GRID

07/09/2024 13:15

Race (12 Laps)

AMENDED GRID - Car No.99 - Moved to back of Grid

POLE POSITION

1	1 21 Kieren PREEDY 1:02.343	2 5 Lorn MURRAY 1:02.630
2	3 147 Gerry HENDRY 1:02.757	4 68 Arran WARD 1:02.878
3	5 83 Sophie KINGHORN 1:02.972	6 58 Kenneth LEES 1:03.214
4	7 61 Peter CRUICKSHANK 1:04.140	8 23 Lucy HALES-MAVER 1:04.167
5	9 17 Angus ROSS 1:04.247	10 30 Michael GORDON 1:04.292
6	11 7 Stuart MURRAY 1:04.329	12 35 Andrew MACKIE 1:15.385
7	13 99 James DICKIE 1:03.044	

Clerk of the Course

Orbits

Sig: Time :
Chief Timerkeeper : Ian Sharp (SMART Timing)
Results available at www.smart-timing.co.uk and www.speedhive.com



motor
sport
UK

RACE
WITH
RESPECT

**KMSC/SMRC Race meeting AC****Sorted on best lap time**

DDMC NSSCC

Knockhill AC 1.271 miles

Qualifying 5

07/09/2024 10:25

Practice (15:00 Time) started at 10:32:52

Pos	No.	Name	Make/Model	CC	Class	Laps	Best Tm	Diff	Best Speed	2nd Best
1	2	Matty COBB	VW Beetle	2700	A1	13	54.344		84.217	54.774
2	18	Damien McKAY	Westfield	999	A2	14	56.918	2.574	80.408	56.974
3	12	Scott HUBEL	Peugeot 205 T16	2000	A2	12	56.971	2.627	80.334	57.053
4	50	Bill ADDISON	Caterham Superlight R400	2400	A1	14	56.984	2.640	80.315	57.177
5	3	Chris HUNTLY	Subaru Impreza WRX STi	2000	A1	15	57.835	3.491	79.133	58.506
6	14	Stevie McNAB	Honda Civic Type R	2400	B	11	58.104	3.760	78.767	58.209
7	89	Daniel KELL	Ford Sierra XR4x4	1993T	B	14	58.275	3.931	78.536	58.797
8	78	Alex PRENTICE	VW Golf	1984T	B	13	58.874	4.530	77.737	59.418
9	1	Stephen REECE	Lotus Elise S2 111R	1800	C	13	59.413	5.069	77.032	59.441
10	96	Gareth WOOD	Honda Civic Type R	2000	C	15	59.752	5.408	76.595	59.946
11	84	Ali McMILLAN	Ford Escort Cosworth	2000T	B	13	59.883	5.539	76.427	1:00.577
12	7	Alan McPHERSON	MK Indy RR	999	E2	8	1:00.037	5.693	76.231	1:00.175
13	85	Clive COOKSEY	Ford Fiesta	2000T	B	14	1:01.372	7.028	74.573	1:01.575
14	11	Madeline HUBEL	Peugeot 206	2000	C	14	1:01.414	7.070	74.522	1:01.961
15	777	Max PRENTICE	Honda Civic	1600	D	13	1:02.819	8.475	72.855	1:03.313
16	33	Simon BAKER	Ford Fiesta XR2	1600	D	13	1:04.122	9.778	71.375	1:04.128
17	88	Martin WHITEHOUSE	Mazda MX5	2000	C	14	1:04.388	10.044	71.080	1:04.409
18	13	James McCANN	Mazda MX5	1600	M	13	1:04.699	10.355	70.738	1:05.243
19	113	Luke WILLIAMSON	VW Golf	1984	C	13	1:04.812	10.468	70.615	1:04.942
20	53	Stephen REED	Mazda MX5	1600	M	12	1:05.807	11.463	69.547	1:06.028
21	146	Nicola FAVOT	Mazda MX5	1600	M	12	1:06.093	11.749	69.246	1:06.494
22	10	Paul LIGHTBURN	Mazda MX5	1600	M	13	1:07.730	13.386	67.572	1:09.034
23	25	John ARMSTRONG	Porsche 924S	3000	B	12	1:07.853	13.509	67.450	1:07.861
24	37	Ken ANGELL	BMW 328 Coupe	2783	B	8	1:08.812	14.468	66.510	1:09.714
25	101	Stewart MIDDLETON	Honda Civic Type R	1998	C				-	

Announcements

Car No.84 - No working transponder - Please fix before Race

Clerk of the Course

Orbits

Sig: Time :

Chief Timerkeeper : Ian Sharp (SMART Timing)

Results available at www.smart-timing.co.uk and www.speedhive.com

Printed: 07/09/2024 10:53:18

**RACE WITH RESPECT**



KMSC/SMRC Race meeting AC

DDMC NSSCC

Knockhill AC 1.271 miles

Qualifying 5

07/09/2024 10:25

Practice (15:00 Time) started at 10:32:52

Lap	Time of Day	Lap Tm	S1	S2	S3	S1Spd	SFSpd	Lap	Time of Day	Lap Tm	S1	S2	S3	S1Spd	SFSpd
(2) Matty COBB															
1	10:34:30.815	1:14.038	23.838	26.966	23.234	79.0	33.2	12	10:49:30.579	59.823	16.910	23.663	19.250	99.6	123.6
2	10:39:28.553	4:57.738	17.560			106.5	99.9	13	10:50:29.604	59.025	16.716	22.811	19.498	101.7	130.1
3	10:40:35.736	1:07.183	20.971	26.973	19.239	95.5	39.6	14	10:51:28.920	59.316	16.709	23.415	19.192	94.8	126.6
4	10:41:33.889	58.153	15.820	22.144	20.189	116.3	138.1	15	10:52:29.166	1:00.246	16.812	23.705	19.729	93.1	129.1
5	10:42:32.505	58.616	16.346	22.422	19.848	114.5	132.9	(14) Stevie McNAB							
6	10:43:27.444	54.939	15.345	21.631	17.963	111.7	138.7	1	10:34:11.679	1:14.167	24.534	27.945	21.688	79.7	37.2
7	10:44:22.218	54.774	15.441	21.273	18.060	115.3	140.4	2	10:39:17.851	5:06.172	19.609			92.4	96.8
8	10:45:17.295	55.077	15.436	21.361	18.280	116.9	140.7	3	10:40:26.820	1:08.969	20.512	26.254	22.203	88.8	46.1
9	10:47:58.979	2:41.684	15.338	21.851	2:04.495	112.4	137.8	4	10:41:31.936	1:05.116	19.603	24.600	20.913	88.6	90.0
10	10:48:59.944	1:00.965	20.357	21.577	19.031	114.5	38.6	5	10:46:02.932	4:30.996	20.675	23.965	3:46.356	88.6	88.2
11	10:49:55.952	56.008	16.616	21.318	18.074	109.1	123.1	6	10:47:07.418	1:04.486	20.489	24.275	19.722	93.7	53.1
12	10:50:50.296	54.844	15.241	21.154	17.949	112.6	139.5	7	10:48:06.571	59.153	17.154	22.424	19.575	95.2	116.3
13	10:51:47.898	57.602	15.696	22.439	19.467	112.0	137.0	8	10:49:05.319	58.748	17.070	22.263	19.415	95.7	116.9
(18) Damien McKAY															
1	10:39:10.786	5:13.522	26.467			64.5	37.5	9	10:50:03.423	58.104	17.136	21.850	19.118	96.0	117.5
2	10:40:25.344	1:14.558	25.031	27.966	21.561	78.2	49.8	10	10:51:06.554	1:03.131	18.285	24.986	19.860	73.6	119.4
3	10:41:25.819	1:00.475	18.007	22.984	19.484	98.5	116.3	11	10:52:04.763	58.209	17.122	21.906	19.181	95.7	115.9
4	10:42:26.380	1:00.561	17.535	22.936	20.090	99.6	117.5	(89) Daniel KELL							
5	10:43:24.114	57.734	16.893	21.779	19.062	99.6	116.5	1	10:38:50.486	5:12.268	27.430	30.816	4:14.022	63.8	28.7
6	10:44:22.170	58.056	17.104	21.917	19.035	98.8	118.4	2	10:40:06.968	1:16.482	24.400	28.330	23.752	66.0	36.6
7	10:45:21.473	59.303	16.963	22.774	19.566	99.7	117.9	3	10:41:14.885	1:07.917	20.694	26.663	20.560	80.3	73.5
8	10:46:18.508	57.035	16.882	21.324	18.829	99.6	118.1	4	10:42:16.055	1:01.190	18.025	22.607	20.538	92.8	117.5
9	10:47:27.605	1:09.097	17.040	30.842	21.215	98.7	120.3	5	10:43:15.602	59.547	17.655	22.248	19.644	93.9	116.7
10	10:48:26.314	58.709	16.982	21.973	19.754	99.4	118.4	6	10:44:15.021	59.419	17.804	21.722	19.893	93.7	120.0
11	10:49:23.232	56.918	16.987	21.118	18.813	99.0	119.6	7	10:45:13.818	58.797	17.694	21.577	19.526	94.1	118.4
12	10:50:20.206	56.974	17.219	21.143	18.612	99.6	120.3	8	10:46:17.759	1:03.941	17.736	25.909	20.296	94.1	120.0
13	10:51:17.467	57.261	17.131	21.231	18.899	100.0	119.4	9	10:47:18.325	1:00.566	17.436	22.090	21.040	94.8	119.0
14	10:52:16.899	59.432	17.614	22.012	19.806	90.4	119.2	10	10:48:17.520	59.195	17.944	21.561	19.690	92.1	117.7
(12) Scott HUBEL															
1	10:34:29.207	1:15.935	22.303	29.627	24.005	82.6	33.6	11	10:49:16.818	59.298	17.297	22.464	19.537	95.2	120.3
2	10:41:55.815	7:26.608	20.208			69.8	102.3	12	10:50:16.498	59.680	17.639	21.848	20.193	95.1	120.0
3	10:43:04.408	1:08.593	20.443	26.772	21.378	100.0	43.3	13	10:51:15.361	58.863	17.280	21.569	20.014	94.5	118.8
4	10:44:03.965	59.557	17.572	22.489	19.496	99.9	119.0	14	10:52:13.636	58.275	17.415	21.489	19.371	94.0	119.0
5	10:45:02.644	58.679	16.820	22.129	19.730	102.3	120.5	(78) Alex PRENTICE							
6	10:46:01.276	58.632	17.001	21.940	19.691	99.9	119.2	1	10:39:42.365	4:46.685			5:15.291		
7	10:46:59.432	58.156	16.707	21.464	19.985	102.0	119.4	2	10:41:00.197	1:17.832			23.653		37.7
8	10:47:56.752	57.320	16.719	21.602	18.999	101.4	118.8	3	10:42:04.933	1:04.736			21.013		91.9
9	10:48:56.727	59.975	16.693	22.205	21.077	102.3	120.7	4	10:43:05.373	1:00.440					110.9
10	10:49:53.780	57.053	16.603	21.376	19.074	100.8	119.4	5	10:44:05.279	59.906			19.351		117.1
11	10:50:50.751	56.971	16.763	21.263	18.945	100.3	119.6	6	10:45:05.717	1:00.438			19.860		121.6
12	10:51:53.206	1:02.455	17.716	23.873	20.866	84.0	120.3	7	10:46:07.948	1:02.231			20.402		113.0
(50) Bill ADDISON															
1	10:39:00.136	5:10.115	25.081	31.676	4:13.358	69.8	33.2	8	10:47:14.426	1:06.478			24.100		118.6
2	10:40:10.899	1:10.763	21.993	26.694	22.076	77.0	48.5	9	10:48:13.844	59.418			19.268		112.2
3	10:41:14.376	1:03.477	17.785	25.079	20.613	77.6	114.9	10	10:49:17.527	1:03.683			19.607		124.0
4	10:42:15.473	1:01.097	17.004	23.904	20.189	87.8	121.6	11	10:50:18.227	1:00.700			20.830		123.6
5	10:43:15.093	59.620	16.517	23.667	19.436	95.9	124.0	12	10:51:17.101	58.874			19.467		114.9
6	10:44:14.261	59.168	16.303	22.612	20.253	95.1	123.6	13	10:52:22.756	1:05.655					124.0
7	10:45:12.264	58.003	16.219	22.653	19.131	95.5	123.6	(1) Stephen REECE							
8	10:46:10.832	58.568	16.319	22.807	19.442	91.9	126.6	1	10:39:09.074	5:13.878	25.554	29.514	4:18.810	74.9	28.8
9	10:47:16.183	1:05.351	18.328	25.825	21.198	83.3	111.5	2	10:40:23.553	1:14.479	24.356	26.646	23.477	74.6	38.8
10	10:48:14.678	58.495	16.406	23.098	18.991	99.3	122.9	3	10:41:36.300	1:12.747	21.487	27.447	23.813	73.7	91.6
11	10:49:14.957	1:00.279	17.570	23.491	19.218	87.4	125.0	4	10:42:40.613	1:04.313	18.662	24.609	21.042	84.3	102.6
12	10:50:11.941	56.984	16.368	21.424	19.192	97.5	125.4	5	10:43:45.286	1:04.673	18.105	24.486	22.082	89.5	108.1
13	10:51:09.118	57.177	16.179	22.306	18.692	103.2	126.1	6	10:44:46.222	1:00.936	17.995	22.617	20.324	89.0	107.4
14	10:52:09.033	59.915	16.054	24.008	19.853	88.1	125.9	7	10:45:47.979	1:01.757	17.902	22.910	20.945	89.4	109.7
(3) Chris HUNTLY															
1	10:34:18.887	1:17.860	25.129	28.719	24.012	77.9	34.1	8	10:46:48.282	1:00.303	17.585	22.275	20.443	89.5	110.0
2	10:39:23.966	5:05.079	19.155			82.6	109.5	9	10:47:48.699	1:00.417	17.492	22.822	20.103	90.2	110.4
3	10:40:35.770	1:11.804	23.383	26.847	21.574	79.4	39.3	10	10:48:48.112	59.413	17.327	22.060	20.026	90.0	110.0
4	10:41:37.642	1:01.872	17.505	24.548	19.819	100.3	120.0	11	10:49:47.553	59.441	17.452	22.077	19.912	90.2	110.6
5	10:42:37.768	1:00.126	17.178	23.638	19.310	95.2	121.4	12	10:50:47.960	1:00.407	17.213	22.076	21.118	90.4	111.1
6	10:43:37.039	59.271	17.199	22.940	19.132	102.8	127.3	13	10:51:52.215	1:04.255	18.365	24.177	21.713	74.2	109.8
7	10:44:36.216	59.177	16.880	23.367	18.930	94.5	126.9	(96) Gareth WOOD							
8	10:45:35.312	59.096	17.124	22.854	19.118	95.6	128.8	1	10:34:09.916	1:14.896	23.679	27.584	23.633	79.6	32.1
9	10:46:33.818	58.506	16.446	22.534	19.526	104.2	130.3	2	10:39:16.651	5:06.735	19.739			86.6	89.8
10	10:47:31.653	57.935	16.339	22.412	19.084	105.5	129.6	3	10:40:26.859	1:10.208	21.569	27.055	21.584	72.2	44.4
11	10:48:30.756	59.103	16.629	22.778	19.696	104.2	129.6	4	10:41:28.771	1:01.912	18.188	23.389	20.335	88.0	108.4
(9) Gareth WOOD															
1	10:34:09.916	1:14.896	23.679	27.584	23.633	79.6	32.1	5	10:42:33.129	1:04.358	17.928	24.977	21.453	88.4	110.2



KMSC/SMRC Race meeting AC

DDMC NSSCC

Knockhill AC 1.271 miles

Qualifying 5

07/09/2024 10:25

Practice (15:00 Time) started at 10:32:52

Lap	Time of Day	Lap Tm	S1	S2	S3	S1Spd	SFSpd	Lap	Time of Day	Lap Tm	S1	S2	S3	S1Spd	SFSpd
10	10:47:38.867	1:00.571	17.707	22.880	19.984	89.0	106.2	10	10:48:58.595	1:07.235	18.885	24.708	23.642	85.7	107.9
11	10:48:39.098	1:00.231	17.877	22.578	19.776	88.2	111.7	11	10:50:02.350	1:03.755	19.231	23.396	21.128	84.3	104.9
12	10:49:38.850	59.752	17.598	22.485	19.669	89.4	112.0	12	10:51:05.169	1:02.319	18.533	23.278	21.008	84.1	106.4
13	10:50:41.857	1:03.007	17.696	24.093	21.218	88.1	113.2	13	10:52:09.604	1:04.435	18.641	24.654	21.140	75.5	107.2
14	10:51:41.803	59.946	17.775	22.486	19.685	88.5	107.4								
15	10:52:43.270	1:01.467	17.801	23.013	20.653	89.7	111.1								

(84) Ali McMILLAN

1	10:39:39.199	4:45.649			5:11.607		
2	10:40:47.461	1:08.262	23.035	24.868	20.359	92.9	37.1
3	10:41:50.877	1:03.416	18.535	24.806	20.075	98.4	111.8
4	10:42:51.937	1:01.060	17.692	23.253	20.115	100.0	119.2
5	10:43:52.598	1:00.661	17.584	23.390	19.687	101.4	117.9
6	10:44:54.808	1:02.210	17.779	23.611	20.820	100.8	115.1
7	10:45:54.691	59.883	17.364	22.579	19.940	97.7	117.5
8	10:47:00.438	1:05.747	18.607	25.641	21.499	81.6	113.2
9	10:48:01.960	1:01.522	17.513	23.296	20.713	98.5	116.9
10	10:49:08.706	1:06.746	21.174			73.4	106.9
11	10:50:09.283	1:00.577					
12	10:51:16.534	1:07.251					
13	10:52:17.137	1:00.603					

(7) Alan McPHERSON

1	10:39:03.732	5:17.597	28.199	31.404	4:17.994	76.8	24.6
2	10:40:16.996	1:13.264	24.760	26.826	21.678	82.7	38.4
3	10:41:23.185	1:06.189	18.926	25.212	22.051	88.9	105.7
4	10:42:27.040	1:03.855	18.811	24.032	21.012	92.6	105.8
5	10:43:27.077	1:00.037	17.306	22.818	19.913	97.5	114.1
6	10:44:27.533	1:00.456	17.544	22.652	20.260	97.5	107.9
7	10:45:28.720	1:01.187	17.569	22.855	20.763	95.6	110.7
8	10:46:28.895	1:00.175	17.620	22.716	19.839	96.6	108.9

(85) Clive COOKSEY

1	10:34:22.590	1:15.565	23.885	28.732	22.948	77.4	32.2
2	10:39:25.554	5:02.964	19.294			86.5	106.5
3	10:40:38.784	1:13.230	22.289	29.047	21.894	83.3	41.3
4	10:41:42.083	1:03.299	17.989	24.395	20.915	90.9	115.1
5	10:42:44.438	1:02.355	17.802	24.088	20.465	94.4	116.3
6	10:43:46.925	1:02.487	17.856	23.707	20.924	96.4	116.5
7	10:44:48.514	1:01.589	17.802	23.370	20.417	96.4	114.5
8	10:45:50.130	1:01.616	17.635	23.535	20.446	95.6	115.1
9	10:46:52.322	1:02.192	17.762	23.889	20.541	94.0	114.9
10	10:47:54.078	1:01.756	17.729	23.634	20.393	95.5	115.3
11	10:48:58.772	1:04.694	17.611	23.644	23.439	96.6	113.0
12	10:50:01.171	1:02.399	17.775	23.671	20.953	91.9	114.1
13	10:51:02.746	1:01.575	17.706	23.308	20.561	95.6	112.6
14	10:52:04.118	1:01.372	17.740	23.061	20.571	96.3	113.7

(11) Madeline HUBEL

1	10:34:45.028	1:22.566	25.402	30.213	26.951	71.9	32.6
2	10:39:34.733	4:49.705					74.9
3	10:40:46.902	1:12.169	22.975	26.904	22.290	86.5	45.5
4	10:41:54.682	1:07.780	18.794	27.059	21.927	90.1	104.2
5	10:42:57.665	1:02.983	18.011	24.030	20.942	91.1	110.7
6	10:44:00.359	1:02.694	18.015	24.284	20.395	90.8	112.0
7	10:45:02.780	1:02.421	18.138	23.734	20.549	91.1	112.0
8	10:46:06.129	1:03.349	18.058	24.019	21.272	92.6	110.2
9	10:47:09.834	1:03.705	18.225	24.797	20.683	92.7	108.8
10	10:48:11.248	1:01.414	17.791	23.157	20.466	91.6	114.1
11	10:49:14.173	1:02.925	17.981	23.976	20.968	89.6	114.3
12	10:50:19.032	1:04.859	18.392	23.424	23.043	91.3	110.7
13	10:51:21.714	1:02.682	18.411	23.522	20.749	89.6	107.5
14	10:52:23.675	1:01.961	18.154	23.320	20.487	91.2	113.0

(777) Max PRENTICE

1	10:39:06.532	5:14.613	25.147	30.855	4:18.611	79.3	28.5
2	10:40:18.364	1:11.832	23.933	26.032	21.867	81.2	32.5
3	10:41:23.934	1:05.570	19.337	24.159	22.074	83.8	105.7
4	10:42:30.114	1:06.180	20.096	24.385	21.699	82.7	105.8
5	10:43:34.063	1:03.949	18.769	23.721	21.459	84.5	105.5
6	10:44:39.242	1:05.179	19.028	24.868	21.283	85.1	107.0
7	10:45:44.015	1:04.773	19.457	23.895	21.421	83.1	106.4
8	10:46:48.047	1:04.032	19.113	23.768	21.151	83.3	105.8
9	10:47:51.360	1:03.313	18.873	23.424	21.016	84.9	106.7

(33) Simon BAKER

1	10:38:58.076	5:14.755	27.509	29.608	4:17.638	72.2	28.5
2	10:40:13.564	1:15.488	25.034	27.784	22.670	71.8	35.5
3	10:41:22.062	1:08.498	19.418	25.509	23.571	81.0	98.5
4	10:42:27.252	1:05.190	19.103	24.001	22.086	80.8	96.8
5	10:43:32.681	1:05.429	19.298	23.926	22.205	82.0	99.0
6	10:44:37.418	1:04.737	19.024	24.125	21.588	79.7	100.2
7	10:45:41.540	1:04.122	19.163	23.540	21.419	82.6	101.1
8	10:46:46.172	1:04.632	18.786	23.793	22.053	81.7	100.5
9	10:47:51.034	1:04.862	18.931	24.418	21.513	81.8	99.1
10	10:48:55.723	1:04.689	18.796	24.380	21.513	81.5	101.2
11	10:50:00.273	1:04.550	19.613	23.536	21.401	81.6	99.6
12	10:51:04.401	1:04.128	18.927	23.798	21.403	81.1	100.8
13	10:52:08.634	1:04.233	18.811	24.051	21.371	80.4	100.8

(88) Martin WHITEHOUSE

1	10:34:43.691	1:17.707	24.307	28.792	24.608	78.1	34.0
2	10:39:32.445	4:48.754					94.5
3	10:40:44.817	1:12.372	22.971	25.157	24.244	79.5	42.4
4	10:41:49.876	1:05.059	19.164	23.788	22.107	82.5	95.6
5	10:42:55.327	1:05.451	19.061	24.730	21.660	82.7	99.6
6	10:44:00.236	1:04.909	18.978	24.088	21.843	81.9	100.2
7	10:45:05.281	1:05.045	19.391	24.260	21.394	82.7	100.0
8	10:46:10.150	1:04.869	19.082	24.107	21.680	82.1	101.8
9	10:47:20.031	1:09.881	20.007	26.829	23.045	83.1	102.6
10	10:48:25.653	1:05.622	19.001	24.397	22.224	82.6	100.3
11	10:49:30.392	1:04.739	19.496	23.620	21.623	83.0	100.5
12	10:50:34.855	1:04.463	19.013	23.773	21.677	83.2	101.1
13	10:51:39.243	1:04.388	18.783	24.019	21.586	81.9	98.8
14	10:52:43.652	1:04.409	18.770	24.161	21.478	80.9	102.6

(13) James McCANN

1	10:39:14.291	5:12.935	25.371			64.3	34.4
2	10:40:29.427	1:15.136	23.557	28.577	23.002	73.3	43.4
3	10:41:37.511	1:08.084	19.949	25.756	22.379	79.0	94.9
4	10:42:43.611	1:06.100	19.718	24.203	22.179	77.9	97.8
5	10:43:49.555	1:05.944	19.540	24.298	22.106	75.9	94.4
6	10:44:57.315	1:07.760	19.193	24.985	23.582	77.9	95.9
7	10:46:02.799	1:05.484	19.254	23.950	22.280	77.6	94.4
8	10:47:08.256	1:05.457	19.498	23.921	22.038	77.9	94.3
9	10:48:13.980	1:05.724	19.622	23.833	22.269	77.9	95.3
10	10:49:21.506	1:07.526	19.896	25.113	22.517	78.4	95.7
11	10:50:26.749	1:05.243	19.242	23.662	22.339	77.8	95.5
12	10:51:32.015	1:05.266	19.193	24.217	21.856	77.8	94.7
13	10:52:36.714	1:04.699	19.104	23.368	22.227	78.1	96.1

(113) Luke WILLIAMSON

1	10:34:41.177	1:22.091			26.132		28.4
2	10:39:30.912	4:49.735					90.4
3	10:40:43.954	1:13.042			24.024		39.6
4	10:41:49.245	1:05.291			22.106		96.8
5	10:42:54.929	1:05.684			21.928		99.4
6	10:44:02.284	1:07.355			21.781		99.3
7	10:45:09.539	1:07.255			22.130		100.9
8	10:46:14.481	1:04.942			21.921		99.0
9	10:47:23.036	1:08.555					

**KMSC/SMRC Race meeting AC**

DDMC NSSCC

Knockhill AC 1.271 miles

Qualifying 5

07/09/2024 10:25

Practice (15:00 Time) started at 10:32:52

Lap	Time of Day	Lap Tm	S1	S2	S3	S1Spd	SFSpd	Lap	Time of Day	Lap Tm	S1	S2	S3	S1Spd	SFSpd
8	10:47:17.503	1:09.201	19.649	26.479	23.073	79.5	95.9								
9	10:48:32.351	1:14.848	19.791	27.764	27.293	81.0	98.5								
10	10:49:42.129	1:09.778	22.433	25.568	21.777	77.3	87.8								
11	10:50:48.157	1:06.028	19.670	24.282	22.076	80.8	98.3								
12	10:51:54.209	1:06.052	19.357	24.310	22.385	80.0	98.8								

(146) Nicola FAVOT

1	10:38:56.000	5:15.382	27.598	30.566	4:17.218	66.8	26.9
2	10:40:13.839	1:17.839	25.275	28.552	24.012		35.7
3	10:41:24.310	1:10.471	20.759	25.668	24.044	79.4	93.6
4	10:42:37.630	1:13.320			23.265		94.9
5	10:43:48.144	1:10.514			25.542		96.3
6	10:44:57.803	1:09.659	19.674	25.682	24.303	78.5	95.1
7	10:46:09.131	1:11.328	19.343	25.708	26.277	80.9	96.1
8	10:47:22.639	1:13.508			25.689		91.6
9	10:48:32.079	1:09.440			24.267		96.3
10	10:49:38.573	1:06.494	20.032	24.299	22.163		96.7
11	10:50:44.666	1:06.093	19.191	24.139	22.763	80.4	98.8
12	10:51:58.484	1:13.818	19.811	24.853	29.154		99.3

(10) Paul LIGHTBURN

1	10:34:46.295	1:22.216	26.161	30.120	25.935	71.7	31.3
2	10:39:37.702	4:51.407					84.6
3	10:40:55.065	1:17.363	24.695	28.168	24.500	74.2	36.7
4	10:42:08.714	1:13.649	20.685	27.853	25.111	74.7	91.8
5	10:43:21.953	1:13.239	21.063	28.134	24.042	74.5	92.6
6	10:44:35.198	1:13.245	21.043	28.072	24.130	63.3	93.6
7	10:45:51.144	1:15.946	24.426	26.994	24.526	74.1	88.5
8	10:47:01.149	1:10.005	20.198	26.415	23.392	74.5	94.0
9	10:48:12.099	1:10.950	20.519	27.057	23.374	76.3	93.3
10	10:49:22.274	1:10.175	20.213	26.532	23.430	73.0	94.0
11	10:50:31.308	1:09.034	20.790	25.374	22.870	77.1	96.1
12	10:51:39.038	1:07.730	19.996	25.138	22.596	76.6	94.5
13	10:52:48.154	1:09.116	20.462	25.542	23.112	72.5	94.5

(25) John ARMSTRONG

1	10:38:52.601	5:16.649			4:14.638		25.9
2	10:40:11.507	1:18.906			24.095		39.1
3	10:41:22.479	1:10.972			24.346		99.6
4	10:42:36.500	1:14.021			25.222		90.8
5	10:43:46.978	1:10.478			24.770		100.3
6	10:44:55.363	1:08.385			22.288		94.7
7	10:46:04.020	1:08.657			23.072		102.6
8	10:47:16.866	1:12.846			22.866		101.8
9	10:48:26.701	1:09.835			23.593		100.6
10	10:49:35.417	1:08.716			22.670		100.2
11	10:50:43.278	1:07.861			22.965		104.0
12	10:51:51.131	1:07.853			23.683		106.2

(37) Ken ANGELL

1	10:39:22.051	5:17.834					26.7
2	10:40:45.229	1:23.178			26.623		34.1
3	10:41:56.102	1:10.873	19.782	27.855	23.236	82.6	90.3
4	10:43:04.914	1:08.812	18.568	27.173	23.071	88.1	108.4
5	10:44:15.562	1:10.648	19.387	27.081	24.180	93.3	109.1
6	10:45:26.874	1:11.312			24.167		92.8
7	10:46:39.537	1:12.663	18.984	27.709	25.970	83.3	102.6
8	10:47:49.251	1:09.714	19.130	26.876	23.708	85.4	98.0

Clerk of the Course

Orbits

Sig: Time :

Chief Timerkeeper : Ian Sharp (SMART Timing)

Results available at www.smart-timing.co.uk and www.speedhive.com

Printed: 07/09/2024 10:57:01





KMSC/SMRC Race meeting AC


DDMC NSSCC

Knockhill AC 1.271 miles

Race 7

07/09/2024 15:00

Race (15:00 and 1 Laps)



POLE POSITION

1	1 2 Matty COBB 54.344
2	3 12 Scott HUBEL 56.971
3	5 3 Chris HUNTLY 57.835
4	7 89 Daniel KELL 58.275
5	9 1 Stephen REECE 59.413
6	11 84 Ali McMILLAN 59.883
7	13 85 Clive COOKSEY 1:01.372
8	15 777 Max PRENTICE 1:02.819
9	17 88 Martin WHITEHOUSE 1:04.388
10	19 113 Luke WILLIAMSON 1:04.812

2	18 Damien McKAY 56.918
4	50 Bill ADDISON 56.984
6	14 Stevie McNAB 58.104
8	78 Alex PRENTICE 58.874
10	96 Gareth WOOD 59.752
12	7 Alan McPHERSON 1:00.037
14	11 Madeline HUBEL 1:01.414
16	33 Simon BAKER 1:04.122
18	13 James McCANN 1:04.699
20	53 Stephen REED 1:05.807

Clerk of the Course Orbits

Sig: Time :
Chief Timerkeeper : Ian Sharp (SMART Timing)
Results available at www.smart-timing.co.uk and www.speedhive.com





KMSC/SMRC Race meeting AC

<p>DDMC NSSCC</p> <p>Race 7</p> <p>Race (15:00 and 1 Laps)</p>	<p>Knockhill AC 1.271 miles</p> <p>07/09/2024 15:00</p>
---	---



11

<p>21</p> <p>146 Nicola FAVOT 1:06.093</p>

<p>22</p> <p>10 Paul LIGHTBURN 1:07.730</p>
--

12

<p>23</p> <p>25 John ARMSTRONG 1:07.853</p>
--

<p>24</p> <p>37 Ken ANGELL 1:08.812</p>
--

13

<p>25</p> <p>101 Stewart MIDDLETON</p>





KMSC/SMRC Race meeting AC

Sorted on best lap time

Super Lap Scotland

Knockhill AC 1.271 miles

Practice

07/09/2024 10:45

Practice (20:00 Time) started at 11:00:08

Pos	No.	Name	Make/Model	CC	Class	Laps	Best Tm	Diff	Best Speed	2nd Best
1	2	Andy FORREST	Radical SR1	2700	PX	8	51.521		88.831	52.039
2	144	Donnie MacLEOD	Renault Clio 172	1998	D	10	57.595	6.074	79.463	58.146
3	10	Nev WOOD	Ariel Atom	2000	P	12	58.074	6.553	78.808	58.975
4	48	Rab JOBSON	Audi S3	2000	E	9	58.851	7.330	77.767	59.003
5	15	Sean ROBERTSON	Mini Cooper S	1600	E	15	59.803	8.282	76.529	59.941
6	37	Andrew SKINNER	Westfield Seiw	1800	D	9	1:01.319	9.798	74.637	1:02.175
7	23	Andrew COWIE	Subaru Impreza	2100	E	6	1:01.523	10.002	74.390	1:02.700
8	555	David CAPSTICK	Renault Clio RS197	2000	F	10	1:02.682	11.161	73.014	1:02.802
9	17	Marc THOMSON	Mini Cooper S R53	1600S	F	10	1:03.486	11.965	72.090	1:04.392
10	33	Brian VERBARG	Honda EP3	2000	C	8	1:03.709	12.188	71.837	1:04.448
11	5	Alex MILNE	Renault Megane R26	1995	E	4	1:04.397	12.876	71.070	1:05.734
12	29	Carl WALKER	Renault Clio 172	2000	F	16	1:04.821	13.300	70.605	1:05.160
13	87	Gary MUIR	Audi TT	3189	F	8	1:13.525	22.004	62.247	1:14.268

Clerk of the Course

Orbits

Sig: _____ Time : _____
 Chief Timerkeeper : Ian Sharp (SMART Timing)
 Results available at www.smart-timing.co.uk and www.speedhive.com
 Printed: 07/09/2024 11:22:00





KMSC/SMRC Race meeting AC

Super Lap Scotland Knockhill AC 1.271 miles

Practice 07/09/2024 10:45

Practice (20:00 Time) started at 11:00:08

Lap	Time of Day	Lap Tm	S1	S2	S3	S1Spd	SFSpd	Lap	Time of Day	Lap Tm	S1	S2	S3	S1Spd	SFSpd
6	11:08:16.706	1:21.607	23.515	32.032	26.060	58.9	78.9								
7	11:09:34.856	1:18.150	20.577	28.223	29.350	82.1	103.1								
8	11:10:57.635	1:22.779	25.140	33.410	24.229	58.8	62.8								



BSC BRITISH SPRINT



Round 16 - Knockhill - Anti-Clockwise

Sprint

No.	Name	Make	Timed 1 Intermediate	Flying Lap	Timed 1 Finish	Best
48	Stewart ROBB	Pilbeam MP88-GV5	44.11	48.33	92.44	92.44
3	Stephen MILES	Van Diemen RF96	44.36	50.42	94.78	94.78
12	Chris JONES	Force TA	44.44	50.51	94.95	94.95
1	Pete GOULDING	Mygale FF2000	44.77	50.44	95.21	95.21
4	John LOUDON	Force TA	47.00	51.99	98.99	98.99
156	Stephen MALLET	Radical PR6	48.00	53.28	101.28	101.28
756	Richard MALLET	Radical PR6	55.24	64.41	119.65	119.65
15	Graham PORRETT	Mygale SJ12	48.34	73.48	121.82	121.82
14	Anthony BROWN	Audi TT	62.50	72.82	135.32	135.32




Scottish Motorsports Automatic Race Timing





Sprint No.	Name	Make	Timed 1 Intermediate	Flying Lap	Timed 1 Finish	Best
9	Steve ARKLEY	Westfield Megabusa	52.13	59.72	111.85	111.85
57	Mick DENT	Westfield Megabusa	54.97	61.95	116.92	116.92
25	David SMITH	Westfield Sport 250	58.65	58.80	117.45	117.45
70	Michael SKIDMORE	Westfield Seiw	56.04	62.79	118.83	118.83
22	Harry MOODY	Westfield Megabusa	55.57	65.76	121.33	121.33



Scottish Motorsports Automatic Race Timing

**KMSC/SMRC Race meeting AC****Sorted on Laps**

Scottish Legends Championship

Knockhill AC 1.271 miles

Race 1 - Heat 1

07/09/2024 11:25

Race (8 Laps) started at 11:53:18

Pos	No.	Name	Make/Model	CC	Class	Laps	Total Tm	Diff	Best Tm	In Lap	2nd Best
1	52	Stewart BLACK	Legend Coupe	1250	L	8	7:50.492		58.032	7	58.135
2	10	Ross HODGSON	Legend Coupe	1300	L R	8	7:51.344	0.852	57.888	7	58.062
3	8	Ben MASON	Legend Coupe	1250	L T	8	7:56.190	5.698	57.816	7	57.880
4	24	Matthew PAPE	Legend Coupe	1250	L	8	7:56.445	5.953	58.710	5	58.865
5	71	Ryan McLEISH	Ford Coupe	1250	L	8	7:57.200	6.708	58.355	4	58.389
6	77	Michael WEDDELL	Legend Coupe	1250	L R	8	7:58.797	8.305	58.090	4	58.493
7	85	Mark BEATY	Legend Coupe	1250	L	8	7:59.928	9.436	58.282	5	58.426
8	14	Daniel CLARK	Legend Coupe	890	L	8	8:00.227	9.735	58.202	7	58.314
9	95	Maxim POPELYUSHKO	Legend Coupe	850	L	8	8:01.201	10.709	59.237	4	59.572
10	35	Neil SHENTON	Legend Coupe	1250	L	8	8:11.341	20.849	1:00.089	6	1:00.363
11	4	Simon GRIFFITHS	Legend Coupe	1250	Gue	8	8:11.552	21.060	1:00.088	6	1:00.245
12	27	Grant HUNTER	Legend Coupe	890	L R	8	8:11.938	21.446	1:00.080	6	1:00.284
13	6	Gary ATKINSON	Legend Sedan-Van	899	L R	8	8:18.714	28.222	1:00.473	8	1:00.716
14	282	Grant DAVISON	Legend Coupe	890	L	8	8:18.773	28.281	1:00.631	8	1:00.835
15	9	Colin ATKINSON	Legend Coupe	899	L	8	8:18.935	28.443	1:00.567	8	1:00.691
16	55	Stuart McANDREW	Legend Coupe	1250	L	8	8:19.938	29.446	1:00.658	6	1:00.997
17	15	Elby CLARK	Legend Coupe	890	L	8	8:22.817	32.325	1:00.176	7	1:00.240
18	17	Billy WAIT	Legend Coupe	1250	L	8	8:28.347	37.855	1:01.610	4	1:01.647
19	30	Mark FRENCH	Legend Coupe	1250	L	8	8:28.409	37.917	1:01.168	5	1:01.368
20	53	Stuart ROBERTSON	Legend Coupe	850	L	8	8:33.367	42.875	1:02.317	6	1:02.478
21	21	Mark MULHOLLAND	Legend Coupe	1250	L R	8	8:37.566	47.074	1:00.896	6	1:01.176
22	66	Alastair CALDERWOOD	Legend Sedan	1250	L	8	8:40.748	50.256	1:03.242	8	1:03.780
23	333	Bill READ	Legend Coupe	890	L	8	8:42.924	52.432	1:01.229	8	1:01.393
24	733	Keith ATKINSON	Legend Coupe	1250	Gue	7	7:54.211	1 Lap	1:05.077	3	1:05.337
25	28	David ALLAN	Legend Coupe	890	L	7	8:10.952	1 Lap	1:00.239	6	1:00.562
Not classified											
DNF	5	Christopher WALLACE	Legend Coupe	1250	L R	2	2:24.496	DNF	1:06.141	1	1:14.342

Announcements

New Track Record (57.816) for KMSC Legends by Ben MASON.

Margin of Victory	Avg. Speed	Best Lap Tm	Best Speed	Best Lap by
0.852	77.819	57.816	79.159	8 - Ben MASON

Clerk of the Course

Sig: _____ Time : _____
 Chief Timerkeeper : Ian Sharp (SMART Timing)

Results available at www.smart-timing.co.uk and www.speedhive.com

Printed: 07/09/2024 12:03:38



Orbits



KMSC/SMRC Race meeting AC

Scottish Legends Championship

Knockhill AC 1.271 miles

Race 1 - Heat 1

07/09/2024 11:25

Race (8 Laps) started at 11:53:18

Lap	Time of Day	Lap Tm	S1	S2	S3	S1Spd	SFSpd	Lap	Time of Day	Lap Tm	S1	S2	S3	S1Spd	SFSpd
(52) Stewart BLACK															
1	11:54:21.476	1:01.441	18.660	23.023	19.758	93.7	93.7	3	11:56:27.228	1:00.532	17.350	22.328	20.854	95.7	113.4
2	11:55:19.884	58.408	17.095	21.725	19.588	93.2	112.8	4	11:57:25.754	58.526	17.224	21.677	19.625	94.1	110.6
3	11:56:18.041	58.157	16.879	21.501	19.777	93.7	111.1	5	11:58:24.110	58.356	17.283	21.561	19.512	93.7	112.2
4	11:57:16.337	58.296	16.888	21.562	19.846	92.9	109.5	6	11:59:22.424	58.314	17.038	21.757	19.519	93.9	112.0
5	11:58:14.472	58.135	17.009	21.569	19.557	93.2	110.0	7	12:00:20.626	58.202	16.980	21.674	19.548	94.1	112.8
6	11:59:12.636	58.164	17.051	21.424	19.689	92.9	110.4	8	12:01:19.169	58.543	17.146	21.796	19.601	96.3	113.4
7	12:00:10.668	58.032	17.024	21.456	19.552	93.1	110.4	(95) Maxim POPELYUSHKO							
8	12:01:09.434	58.766	16.936	22.049	19.781	93.6	111.1	1	11:54:20.739	1:01.372	18.532	22.378	20.462	90.6	82.8
(10) Ross HODGSON															
1	11:54:22.443	1:02.085	18.866	22.735	20.484	93.6	92.8	2	11:55:21.606	1:00.867	18.540	22.256	20.071	91.7	107.2
2	11:55:21.568	59.125	17.310	22.028	19.787	94.5	111.5	3	11:56:21.427	59.821	17.226	22.195	20.400	93.6	109.3
3	11:56:19.760	58.192	16.937	21.422	19.833	94.1	112.2	4	11:57:20.664	59.237	17.237	22.075	19.925	92.2	109.3
4	11:57:17.822	58.062	16.931	21.650	19.481	93.3	113.0	5	11:58:20.672	1:00.008	17.164	22.622	20.222	92.6	110.2
5	11:58:15.913	58.091	16.935	21.702	19.454	93.3	111.8	6	11:59:20.662	59.990	17.340	22.391	20.259	92.3	110.7
6	11:59:14.001	58.088	16.905	21.512	19.671	93.2	112.0	7	12:00:20.234	59.572	17.698	21.984	19.890	92.4	109.7
7	12:00:11.889	57.888	16.930	21.444	19.514	93.1	111.5	8	12:01:20.143	59.909	17.475	22.451	19.983	92.1	111.8
8	12:01:10.286	58.397	16.838	21.731	19.828	93.2	112.0	(35) Neil SHENTON							
(8) Ben MASON															
1	11:54:23.867	1:03.350	19.356	24.214	19.780	94.5	92.7	1	11:54:24.467	1:04.751	19.471	24.703	20.577	91.9	86.3
2	11:55:25.182	1:01.315	17.540	23.171	20.604	93.9	114.7	2	11:55:27.666	1:03.199	18.051	23.128	22.020	92.2	111.7
3	11:56:23.272	58.090	17.051	21.437	19.602	94.8	111.5	3	11:56:28.341	1:00.675	17.574	22.819	20.282	90.6	106.5
4	11:57:21.152	57.880	17.145	21.267	19.468	93.5	110.6	4	11:57:28.853	1:00.512	17.361	22.762	20.389	92.2	109.3
5	11:58:19.571	58.419	17.065	21.495	19.859	94.3	112.4	5	11:58:29.367	1:00.514	17.548	22.529	20.437	90.0	110.9
6	11:59:17.869	58.298	17.251	21.437	19.610	92.9	109.8	6	11:59:29.456	1:00.089	17.415	22.323	20.351	90.8	108.2
7	12:00:15.685	57.816	17.003	21.357	19.456	92.6	110.7	7	12:00:29.920	1:00.464	17.482	22.802	20.180	91.9	110.6
8	12:01:15.132	59.447	16.887	22.504	20.056	93.5	111.8	8	12:01:30.283	1:00.363	17.623	22.467	20.273	90.3	109.7
(24) Matthew PAPE															
1	11:54:20.972	1:01.044	18.294	22.571	20.179	91.7	87.7	(4) Simon GRIFFITHS							
2	11:55:20.329	59.357	17.816	21.931	19.610	92.8	110.4	1	11:54:25.433	1:04.239	19.722	23.780	20.737	92.3	93.9
3	11:56:19.700	59.371	17.382	21.840	20.149	90.8	110.2	2	11:55:27.690	1:02.257	17.632	22.899	21.726	92.4	108.4
4	11:57:18.808	59.108	17.222	22.108	19.778	93.9	108.8	3	11:56:28.587	1:00.897	18.366	22.295	20.236	88.8	108.4
5	11:58:17.518	58.710	17.229	21.626	19.855	91.9	109.8	4	11:57:29.059	1:00.472	17.537	22.587	20.348	91.8	111.3
6	11:59:16.414	58.896	17.308	21.595	19.993	91.4	109.5	5	11:58:29.597	1:00.538	17.772	22.305	20.461	91.2	111.3
7	12:00:15.279	58.865	17.294	21.733	19.838	91.2	108.6	6	11:59:29.685	1:00.088	17.686	22.077	20.325	91.3	110.6
8	12:01:15.387	1:00.108	17.262	22.713	20.133	90.8	109.1	7	12:00:30.249	1:00.564	17.588	22.741	20.235	91.9	111.8
(71) Ryan McLEISH															
1	11:54:23.240	1:03.170	19.260	23.785	20.125	92.9	88.9	8	12:01:30.494	1:00.245	17.762	22.285	20.198	91.6	109.5
2	11:55:24.515	1:01.275	17.508	22.657	21.110	95.3	112.6	(27) Grant HUNTER							
3	11:56:23.757	59.242	17.666	21.994	19.582	92.8	110.2	1	11:54:22.697	1:03.467	18.903	23.484	21.080	92.2	83.2
4	11:57:22.112	58.355	17.260	21.534	19.561	93.5	112.4	2	11:55:25.203	1:02.506	17.913	23.268	21.325	93.6	110.9
5	11:58:20.659	58.547	17.385	21.582	19.580	94.8	112.0	3	11:56:27.232	1:02.029	18.057	22.723	21.249	94.3	110.4
6	11:59:19.324	58.665	17.437	21.678	19.550	93.5	111.8	4	11:57:28.596	1:01.364	18.211	22.658	20.495	93.1	109.3
7	12:00:17.753	58.429	17.309	21.578	19.542	92.2	111.8	5	11:58:30.229	1:01.633	18.427	22.976	20.230	93.5	110.2
8	12:01:16.142	58.389	17.247	21.755	19.387	92.7	111.3	6	11:59:30.309	1:00.080	17.578	22.371	20.131	94.0	111.3
(77) Michael WEDDELL															
1	11:54:23.531	1:03.199	19.263	23.973	19.963	93.9	90.9	7	12:00:30.596	1:00.287	17.726	22.527	20.034	93.9	111.8
2	11:55:25.273	1:01.742	17.323	23.248	21.171	95.7	114.1	8	12:01:30.880	1:00.284	17.723	22.524	20.037	94.7	113.0
3	11:56:24.132	58.859	17.536	21.681	19.642	93.1	111.5	(6) Gary ATKINSON							
4	11:57:22.222	58.090	17.321	21.429	19.340	94.0	112.0	1	11:54:27.378	1:06.429	19.632	25.352	21.445	92.9	92.3
5	11:58:20.760	58.538	17.015	21.571	19.952	92.7	115.3	2	11:55:29.793	1:02.415	17.955	23.083	21.377	91.7	108.6
6	11:59:20.641	59.881	17.573	22.293	20.015	93.9	110.6	3	11:56:31.420	1:01.627	17.656	23.097	20.874	92.1	108.6
7	12:00:19.134	58.493	17.317	21.441	19.735	91.2	110.4	4	11:57:33.922	1:02.502	17.806	23.998	20.698	91.9	109.1
8	12:01:17.739	58.605	17.507	21.552	19.546	89.5	110.6	5	11:58:34.638	1:00.716	17.715	22.728	20.273	92.7	110.7
(85) Mark BEATY															
1	11:54:24.471	1:03.288	19.018	24.189	20.081	94.3	94.4	6	11:59:35.716	1:01.078	17.598	22.721	20.759	93.7	112.6
2	11:55:26.628	1:02.157	17.520	23.293	21.344	94.9	112.0	7	12:00:37.183	1:01.467	17.564	23.476	20.427	92.8	113.5
3	11:56:26.455	59.827	17.183	22.369	20.275	93.6	109.8	8	12:01:37.656	1:00.473	17.401	22.487	20.585	91.9	110.7
4	11:57:24.919	58.464	17.216	21.724	19.524	92.2	108.9	(282) Grant DAVISON							
5	11:58:23.201	58.282	17.135	21.340	19.807	91.7	112.6	1	11:54:28.299	1:06.162	19.185	24.932	22.045	94.3	86.7
6	11:59:21.853	58.652	17.498	21.582	19.572	91.1	110.2	2	11:55:29.887	1:01.588	17.487	22.985	21.116	93.6	111.1
7	12:00:20.279	58.426	17.069	21.734	19.623	92.4	110.9	3	11:56:31.969	1:02.082	18.050	23.422	20.610	94.1	110.2
8	12:01:18.870	58.591	17.288	21.683	19.620	91.9	111.5	4	11:57:33.367	1:01.398	17.689	23.177	20.532	95.1	112.2
(14) Daniel CLARK															
1	11:54:23.438	1:03.235	19.231	23.927	20.077	90.7	90.4	5	11:58:34.202	1:00.835	17.714	22.652	20.469	93.9	110.2
2	11:55:26.696	1:03.258	18.338	23.286	21.634	95.7	114.3	6	11:59:35.268	1:01.066	17.725	22.741	20.600	92.7	110.7
(9) Colin ATKINSON															
1	11:54:22.882	1:03.220	19.014	23.745	20.461	92.1	85.7	7	12:00:37.084	1:01.816	17.593	23.580	20.643	94.4	112.2
2	11:55:30.916	1:08.034	17.696	22.281	28.057	92.7	112.4	8	12:01:37.715	1:00.631	17.668	22.708	20.255	90.3	110.6
3	11:56:32.389	1:01.473	17.743	23.049	20.681	92.7	109.3	(9) Colin ATKINSON							
4	11:57:34.066	1:01.677	17.847	23.349	20.481	93.7	111.1	1	11:54:22.882	1:03.220	19.014	23.745	20.461	92.1	85.7
5	11:58:34.757	1:00.691	17.827	22.977	19.887	93.6	112.6	2	11:55:30.916	1:08.034	17.696	22.281	28.057	92.7	112.4
6	11:59:35.868	1:01.111	17.7												

KMSC/SMRC Race meeting AC

Scottish Legends Championship

Knockhill AC 1.271 miles

Race 1 - Heat 1

07/09/2024 11:25

Race (8 Laps) started at 11:53:18

Lap	Time of Day	Lap Tm	S1	S2	S3	S1Spd	SFSpd	Lap	Time of Day	Lap Tm	S1	S2	S3	S1Spd	SFSpd
(55) Stuart McANDREW															
1	11:54:28.696	1:07.013	19.765	25.865	21.383	87.2	94.4	1	11:54:45.543	1:24.793	19.296	44.796	20.701	92.9	92.9
2	11:55:31.158	1:02.462	18.852	23.188	20.422	89.7	105.8	2	11:55:47.463	1:01.920	17.658	23.750	20.512	91.7	109.3
3	11:56:32.657	1:01.499	18.177	22.941	20.381	91.3	111.5	3	11:56:52.670	1:05.207	18.178	24.637	22.392	92.2	110.4
4	11:57:34.514	1:01.857	18.253	23.035	20.569	91.2	111.7	4	11:57:54.757	1:02.087	17.733	23.398	20.956	92.1	108.4
5	11:58:35.697	1:01.183	17.875	22.831	20.477	91.2	111.5	5	11:58:57.110	1:02.353	17.895	23.828	20.630	91.3	109.7
6	11:59:36.355	1:00.658	17.820	22.456	20.382	91.2	110.0	6	11:59:58.503	1:01.393	17.934	23.053	20.406	91.6	108.6
7	12:00:37.883	1:01.528	17.870	23.034	20.624	91.8	111.3	7	12:01:00.637	1:02.134	18.172	23.404	20.558	91.2	109.1
8	12:01:38.880	1:00.997	17.787	22.779	20.431	91.8	110.0	8	12:02:01.866	1:01.229	17.725	23.126	20.378	92.2	109.8
(733) Keith ATKINSON															
1	11:54:33.420	1:10.166	21.283	27.012	21.871	81.8	81.8	1	11:54:45.543	1:10.166	21.283	27.012	21.871	81.8	81.8
2	11:55:42.688	1:09.268	18.816	26.967	23.485	90.9	106.7	2	11:55:42.688	1:09.268	18.816	26.967	23.485	90.9	106.7
3	11:56:47.765	1:05.077	18.798	24.772	21.507	86.7	104.9	3	11:56:47.765	1:05.077	18.798	24.772	21.507	86.7	104.9
4	11:57:53.690	1:05.925	18.724	25.493	21.708	87.8	105.7	4	11:57:53.690	1:05.925	18.724	25.493	21.708	87.8	105.7
5	11:59:00.273	1:06.583	18.719	25.918	21.946	81.6	106.0	5	11:59:00.273	1:06.583	18.719	25.918	21.946	81.6	106.0
6	12:00:05.610	1:05.337	18.876	24.796	21.665	88.8	106.0	6	12:00:05.610	1:05.337	18.876	24.796	21.665	88.8	106.0
7	12:01:13.153	1:07.543	19.024	25.390	23.129	86.4	106.0	7	12:01:13.153	1:07.543	19.024	25.390	23.129	86.4	106.0
(28) David ALLAN															
1	11:54:23.227	1:03.770	19.443	23.982	20.345		81.4	1	11:54:23.227	1:03.770	19.443	23.982	20.345		81.4
2	11:56:18.842	1:55.615	18.107	23.064	1:14.444		112.0	2	11:56:18.842	1:55.615	18.107	23.064	1:14.444		112.0
3	11:57:24.737	1:05.895	21.335	23.918	20.642		81.4	3	11:57:24.737	1:05.895	21.335	23.918	20.642		81.4
4	11:58:27.928	1:03.191	19.622	22.702	20.867	89.7	109.8	4	11:58:27.928	1:03.191	19.622	22.702	20.867	89.7	109.8
5	11:59:29.093	1:01.165	17.750	22.621	20.794	91.3	109.3	5	11:59:29.093	1:01.165	17.750	22.621	20.794	91.3	109.3
6	12:00:29.332	1:00.239			20.392		108.9	6	12:00:29.332	1:00.239			20.392		108.9
7	12:01:29.894	1:00.562	17.590	22.339	20.633	91.2	108.8	7	12:01:29.894	1:00.562	17.590	22.339	20.633	91.2	108.8
(5) Christopher WALLACE															
1	11:54:29.096	1:06.141	19.237	25.375	21.529	90.2	91.6	1	11:54:29.096	1:06.141	19.237	25.375	21.529	90.2	91.6
2	11:55:43.438	1:14.342	18.420	32.436	23.486	90.8	109.7	2	11:55:43.438	1:14.342	18.420	32.436	23.486	90.8	109.7
(30) Mark FRENCH															
1	11:54:30.322	1:06.889	19.652	25.576	21.661	91.6	87.4	1	11:54:30.322	1:06.889	19.652	25.576	21.661	91.6	87.4
2	11:55:34.751	1:04.429	18.317	24.881	21.231	91.4	107.9	2	11:55:34.751	1:04.429	18.317	24.881	21.231	91.4	107.9
3	11:56:38.543	1:03.792	18.285	24.518	20.989	91.9	105.7	3	11:56:38.543	1:03.792	18.285	24.518	20.989	91.9	105.7
4	11:57:39.911	1:01.368	17.972	23.145	20.251	91.8	108.4	4	11:57:39.911	1:01.368	17.972	23.145	20.251	91.8	108.4
5	11:58:41.079	1:01.168	17.751	23.154	20.263	90.3	108.2	5	11:58:41.079	1:01.168	17.751	23.154	20.263	90.3	108.2
6	11:59:42.523	1:01.444	18.079	22.963	20.402	90.9	107.0	6	11:59:42.523	1:01.444	18.079	22.963	20.402	90.9	107.0
7	12:00:44.491	1:01.968	17.964	23.549	20.455	90.8	110.4	7	12:00:44.491	1:01.968	17.964	23.549	20.455	90.8	110.4
8	12:01:47.351	1:02.860	17.903	24.277	20.680	91.7	109.8	8	12:01:47.351	1:02.860	17.903	24.277	20.680	91.7	109.8
(53) Stuart ROBERTSON															
1	11:54:28.502	1:09.181	20.154	26.194	22.833	85.6	82.0	1	11:54:28.502	1:09.181	20.154	26.194	22.833	85.6	82.0
2	11:55:34.337	1:05.835	19.215	25.097	21.523	84.8	106.0	2	11:55:34.337	1:05.835	19.215	25.097	21.523	84.8	106.0
3	11:56:38.120	1:03.783	18.632	23.937	21.214	92.1	106.2	3	11:56:38.120	1:03.783	18.632	23.937	21.214	92.1	106.2
4	11:57:41.785	1:03.665	18.495	23.933	21.237	91.9	107.7	4	11:57:41.785	1:03.665	18.495	23.933	21.237	91.9	107.7
5	11:58:44.263	1:02.478	17.985	23.227	21.266	91.8	107.5	5	11:58:44.263	1:02.478	17.985	23.227	21.266	91.8	107.5
6	11:59:46.580	1:02.317	17.979	23.236	21.102	91.4	106.7	6	11:59:46.580	1:02.317	17.979	23.236	21.102	91.4	106.7
7	12:00:49.688	1:03.108	18.039	23.849	21.220	91.3	107.2	7	12:00:49.688	1:03.108	18.039	23.849	21.220	91.3	107.2
8	12:01:52.309	1:02.621	18.032	23.412	21.177	91.2	107.2	8	12:01:52.309	1:02.621	18.032	23.412	21.177	91.2	107.2
(21) Mark MULHOLLAND															
1	11:54:28.472	1:06.101	19.259	24.992	21.850	94.8	93.9	1	11:54:28.472	1:06.101	19.259	24.992	21.850	94.8	93.9
2	11:55:30.119	1:01.647	17.699	23.194	20.754	94.5	108.8	2	11:55:30.119	1:01.647	17.699	23.194	20.754	94.5	108.8
3	11:56:31.520	1:01.401	17.616	23.309	20.476	92.4	111.7	3	11:56:31.520	1:01.401	17.616	23.309	20.476	92.4	111.7
4	11:57:32.696	1:01.176	17.679	22.752	20.745	92.8	110.9	4	11:57:32.696	1:01.176	17.679	22.752	20.745	92.8	110.9
5	11:58:33.986	1:01.290	17.593	22.983	20.714	92.6	108.6	5	11:58:33.986	1:01.290	17.593	22.983	20.714	92.6	108.6
6	11:59:34.882	1:00.896	17.754	22.538	20.604	91.8	109.7	6	11:59:34.882	1:00.896	17.754	22.538	20.604	91.8	109.7
7	12:00:53.536	1:18.654	17.638	39.537	21.479	92.3	108.9	7	12:00:53.536	1:18.654	17.638	39.537	21.479	92.3	108.9
8	12:01:56.508	1:02.972	17.956	24.051	20.965	90.2	108.4	8	12:01:56.508	1:02.972	17.956	24.051	20.965	90.2	108.4
(66) Alastair CALDERWOOD															
1	11:54:30.369	1:10.860	20.357	27.348	23.155	88.5	81.1	1	11:54:30.369	1:10.860	20.357	27.348	23.155	88.5	81.1
2	11:55:36.625	1:06.256	18.848	25.504	21.904	90.6	105.0	2	11:55:36.625	1:06.256	18.848	25.504	21.904	90.6	105.0
3	11:56:40.405	1:03.780	18.305	24.110	21.365	91.4	106.0	3	11:56:40.405	1:03.780	18.305	24.110	21.365	91.4	106.0
4	11:57:44.207	1:03.802	18.662	23.855	21.285	89.1	106.5	4	11:57:44.207	1:03.802	18.662	23.855	21.285	89.1	106.5
5	11:58:48.002	1:03.795	18.829	23.805	21.161	87.6	106.2	5	11:58:48.002	1:03.795	18.829	23.805	21.161	87.6	106.2
6	11:59:51.873	1:03.871	18.355	24.070	21.446	87.6	105.5	6	11:59:51.873	1:03.871	18.355	24.070	21.446	87.6	105.5
7	12:00:56.448	1													



KMSC/SMRC Race meeting AC

Lapchart

Scottish Legends Championship

Knockhill AC 1.271 miles

Race 1 - Heat 1

07/09/2024 11:25

Race (8 Laps) started at 11:53:18



Competitors	Laps									
	0	1	2	3	4	5	6	7	8	
Grant HUNTER (27)	1	27	95	52	52	52	52	52	52	52
Stuart ROBERTSON (53)	2	53	24	24	24	10	10	10	10	10
Maxim POPELYUSHKO (95)	3	95	52	10	10	24	24	24	24	8
David ALLAN (28)	4	28	10	95	95	95	8	8	8	24
Alastair CALDERWOOD (66)	5	66	27	71	8	8	71	71	71	71
Colin ATKINSON (9)	6	9	9	8	71	71	95	77	77	77
Neil SHENTON (35)	7	35	28	27	77	77	77	95	95	85
Matthew PAPE (24)	8	24	71	77	85	85	85	85	85	14
Stewart BLACK (52)	9	52	14	85	14	14	14	14	14	95
Ryan McLEISH (71)	10	71	77	14	27	27	35	35	35	35
Elby CLARK (15)	11	15	8	35	35	35	4	4	4	4
Daniel CLARK (14)	12	14	35	4	4	4	27	27	27	27
Michael WEDDELL (77)	13	77	85	6	6	21	21	21	282	6
Ross HODGSON (10)	14	10	4	282	21	282	282	282	6	282
Ben MASON (8)	15	8	6	21	282	6	6	6	9	9
Bill READ (333)	16	333	282	9	9	9	9	9	55	55
Gary ATKINSON (6)	17	6	21	55	55	55	55	55	15	15
Mark BEATY (85)	18	85	53	53	17	17	17	15	17	17
Simon GRIFFITHS (4)	19	4	55	17	15	15	15	17	30	30
Stuart McANDREW (55)	20	55	5	30	53	30	30	30	53	53
Grant DAVISON (282)	21	282	17	15	30	53	53	53	21	21
Mark MULHOLLAND (21)	22	21	30	66	66	66	66	66	66	66
Christopher WALLACE (5)	23	5	66	733	733	733	333	333	333	333
Keith ATKINSON (733)	24	733	15	5	333	333	733	733	733	
Billy WAIT (17)	25	17	733	333	28	28	28	28	28	
Mark FRENCH (30)	26	30	333	28						

Clerk of the Course Orbits

Sig: Time :
 Chief Timerkeeper : Ian Sharp (SMART Timing)
 Results available at www.smart-timing.co.uk and www.speedhive.com
 Printed: 07/09/2024 12:04:30





Bulletin No. _____

KMSC/SMRC Race meeting AC**Sorted on Laps**

Scottish C1 Cup

Knockhill AC 1.271 miles

Race 2 - 1st Race

07/09/2024 11:45

Race (10 Laps) started at 12:09:01

Pos	No.	Name	Make/Model	CC	Class	Laps	Total Tm	Diff	Best Tm	In Lap	2nd Best
1	51	Murray SCOTT	Citroen C1	1000	C1N	10	12:02.659		1:10.900	3	1:11.126
2	27	James HITCHEN	Citroen C1	1000	C1	10	12:04.038	1.379	1:10.858	3	1:11.231
3	99	Dan MARTIN	Citroen C1	1000	C1	10	12:04.204	1.545	1:10.680	6	1:10.818
4	24	Ayden WILSON	Citroen C1	1000	C1	10	12:04.797	2.138	1:10.860	7	1:11.061
5	70	Andrew DAVIDSON	Citroen C1	1000	C1	10	12:10.367	7.708	1:11.166	9	1:11.259
6	598	Daniel KELL	Citroen C1	1000	Gue	10	12:11.767	9.108	1:11.377	9	1:11.513
7	77	James McCRACKEN	Citroen C1	1000	C1	10	12:13.602	10.943	1:11.411	6	1:11.628
8	822	Paul WINFIELD	Citroen C1	1000	Gue	10	12:19.217	16.558	1:12.115	7	1:12.217
9	6	Kenneth DOCK	Citroen C1	1000	C1	10	12:35.665	33.006	1:13.229	9	1:13.544
10	117	Marc NISBET	Citroen C1	1000	C1	9	12:36.985	1 Lap	1:11.100	9	1:11.175
Not classified											
DNF	18	Gregor McPHADEN	Citroen C1	1000	C1N	3	3:54.432	DNF	1:12.852	3	1:15.349

Announcements

New Track Record (1:10.900) for SMRC Citroen C1 Cup (N) by Murray SCOTT.

New Track Record (1:10.680) for SMRC Citroen C1 Cup by Dan MARTIN.

Margin of Victory	Avg. Speed	Best Lap Tm	Best Speed	Best Lap by
1.379	63.331	1:10.680	64.752	99 - Dan MARTIN

Clerk of the Course

Orbits

Sig: Time :

Chief Timerkeeper : Ian Sharp (SMART Timing)

Results available at www.smart-timing.co.uk and www.speedhive.com

Printed: 07/09/2024 12:23:08





KMSC/SMRC Race meeting AC

Scottish C1 Cup

Knockhill AC 1.271 miles

Race 2 - 1st Race

07/09/2024 11:45

Race (10 Laps) started at 12:09:01

Lap	Time of Day	Lap Tm	S1	S2	S3	S1Spd	SFSpd	Lap	Time of Day	Lap Tm	S1	S2	S3	S1Spd	SFSpd
(51) Murray SCOTT															
1	12:10:22.573	1:13.444	22.764	25.713	24.967	68.0	54.9	1	12:10:25.113	1:14.640	23.433	26.247	24.960	68.2	58.9
2	12:11:33.940	1:11.367	20.949	25.602	24.816	68.2	83.4	2	12:11:36.741	1:11.628	21.140	25.630	24.858	69.5	85.1
3	12:12:44.840	1:10.900	20.820	25.345	24.735	68.6	83.1	3	12:12:50.149	1:13.408	21.368	26.755	25.285	68.2	84.9
4	12:13:55.966	1:11.126	20.810	25.396	24.920	68.4	82.7	4	12:14:04.000	1:13.851	21.640	25.889	26.322	68.8	83.2
5	12:15:07.778	1:11.812	20.915	25.471	25.426	68.7	82.6	5	12:15:15.861	1:11.861	21.134	25.692	25.035	69.2	83.7
6	12:16:18.921	1:11.143	21.016	25.317	24.810	69.3	81.0	6	12:16:27.272	1:11.411	20.958	25.590	24.863	69.7	84.0
7	12:17:30.117	1:11.196	21.088	25.272	24.836	68.7	83.1	7	12:17:39.332	1:12.060	21.162	25.744	25.154	69.3	84.7
8	12:18:41.288	1:11.171	20.926	25.422	24.823	68.7	84.3	8	12:18:50.985	1:11.653	21.117	25.595	24.941	69.3	84.4
9	12:19:52.583	1:11.295	20.942	25.363	24.990	68.5	84.2	9	12:20:02.993	1:12.008	21.048	25.864	25.096	69.2	84.4
10	12:21:03.761	1:11.178	20.930	25.355	24.893	68.4	83.7	10	12:21:14.704	1:11.711	21.267	25.490	24.954	69.0	84.1
(27) James HITCHEN															
1	12:10:22.861	1:13.397	22.850	25.563	24.984	68.3	56.7	(822) Paul WINFIELD							
2	12:11:34.324	1:11.463	20.976	25.521	24.966	68.7	84.6	1	12:10:27.118	1:15.826	23.556	26.994	25.276	68.9	59.9
3	12:12:45.182	1:10.858	20.934	25.070	24.854	69.5	83.9	2	12:11:40.049	1:12.931	21.251	26.281	25.399	68.5	85.9
4	12:13:56.437	1:11.255	21.051	25.249	24.955	68.7	83.9	3	12:12:53.315	1:13.266	21.415	26.592	25.259	68.7	83.8
5	12:15:07.759	1:11.322	21.069	25.374	24.879	68.7	83.6	4	12:14:05.957	1:12.642	21.431	25.960	25.251	69.0	83.9
6	12:16:19.245	1:11.486	21.279	25.292	24.915	69.3	82.8	5	12:15:18.345	1:12.388	21.294	25.905	25.189	69.3	83.9
7	12:17:30.773	1:11.528	21.278	25.447	24.803	70.0	83.5	6	12:16:30.656	1:12.311	21.287	25.921	25.103	69.2	83.9
8	12:18:42.048	1:11.275	21.329	25.085	24.861	68.9	85.4	7	12:17:42.771	1:12.115	21.203	25.866	25.046	69.4	83.5
9	12:19:53.279	1:11.231	21.012	25.297	24.922	69.3	85.2	8	12:18:55.507	1:12.736	21.281	26.242	25.213	68.8	83.8
10	12:21:05.140	1:11.861	21.419	25.535	24.907	67.1	85.8	9	12:20:07.724	1:12.217	21.215	25.906	25.096	69.1	84.0
(99) Dan MARTIN															
1	12:10:23.427	1:14.291	23.167	26.208	24.916	67.0	55.5	10	12:21:20.319	1:12.595	21.285	26.077	25.233	69.2	83.3
2	12:11:34.565	1:11.138	21.069	25.504	24.565	69.6	85.7	(6) Kenneth DOCK							
3	12:12:45.663	1:11.098	20.898	25.469	24.731	70.0	85.7	1	12:10:26.992	1:16.269	23.535	27.141	25.593	66.4	58.1
4	12:13:57.792	1:12.129	21.374	26.206	24.549	67.4	85.6	2	12:11:47.400	1:20.408	27.935	26.910	25.563	61.2	84.0
5	12:15:08.610	1:10.818	21.000	25.122	24.696	70.2	85.7	3	12:13:01.370	1:13.970	21.444	27.023	25.503	67.2	82.0
6	12:16:19.290	1:10.680	20.971	25.335	24.374	69.9	84.7	4	12:14:14.963	1:13.593	21.323	26.836	25.434	68.2	82.6
7	12:17:30.293	1:11.003	21.096	25.153	24.754	70.1	86.3	5	12:15:28.661	1:13.698	21.335	26.953	25.410	67.2	82.5
8	12:18:41.488	1:11.195	21.153	25.264	24.778	69.7	85.9	6	12:16:42.646	1:13.985	21.342	27.049	25.594	67.9	82.2
9	12:19:52.939	1:11.451	21.068	25.678	24.705	69.5	85.7	7	12:17:56.406	1:13.760	21.365	26.555	25.840	67.6	82.1
10	12:21:05.306	1:12.367	21.729	25.967	24.671	68.3	85.6	8	12:19:09.994	1:13.588	21.591	26.603	25.394	67.0	81.3
(24) Ayden WILSON															
1	12:10:23.692	1:14.046	23.058	26.313	24.675	69.2	57.0	9	12:20:23.223	1:15.229	21.245	26.397	25.587	67.5	82.3
2	12:11:34.876	1:11.184	21.050	25.494	24.640	69.9	86.3	10	12:21:36.767	1:13.544	21.408	26.625	25.511	67.0	81.9
3	12:12:45.937	1:11.061	20.927	25.374	24.760	70.0	85.8	(117) Marc NISBET							
4	12:13:57.584	1:11.647	21.091	25.870	24.686	69.0	85.6	1	12:10:23.955	1:14.029	22.576	26.760	24.693	68.6	57.7
5	12:15:08.955	1:11.371	21.379	25.234	24.758	70.3	85.2	2	12:11:35.173	1:11.218	21.067	25.482	24.669	69.2	84.3
6	12:16:20.143	1:11.188	21.010	25.300	24.878	69.9	85.5	3	12:12:47.047	1:11.874	20.919	25.498	25.457	68.8	85.1
7	12:17:31.003	1:10.860	21.127	24.965	24.768	69.8	84.7	4	12:13:58.222	1:11.175	20.944	25.465	24.766	69.1	81.8
8	12:18:42.397	1:11.394	21.331	25.255	24.808	69.7	85.9	5	12:16:47.740	2:49.518	20.996	25.698	2:02.824	69.2	84.6
9	12:19:53.477	1:11.080	21.025	25.343	24.712	69.7	85.9	6	12:18:02.973	1:15.233	24.247	25.619	25.367	68.3	37.3
10	12:21:05.899	1:12.422	21.922	25.594	24.906	67.8	86.4	7	12:19:15.630	1:12.657	21.248	26.090	25.319	68.2	82.5
(70) Andrew DAVIDSON															
1	12:10:24.634	1:14.501	23.087	26.328	25.086	68.3	58.3	8	12:20:26.987	1:11.357	21.177	25.345	24.835	68.2	82.5
2	12:11:36.437	1:11.803	21.385	25.643	24.775	69.5	84.7	9	12:21:38.087	1:11.100	21.004	25.345	24.751	68.2	82.6
3	12:12:49.734	1:13.297	21.702	26.067	25.528	67.1	84.4	(18) Gregor McPHADEN							
4	12:14:03.133	1:13.399	21.443	26.338	25.618	69.0	83.7	1	12:10:27.333	1:16.272	23.835	27.314	25.123	66.8	60.6
5	12:15:14.535	1:11.402	21.145	25.285	24.972	68.8	83.8	2	12:11:42.682	1:15.349	23.760	26.390	25.199	64.8	85.5
6	12:16:26.177	1:11.642	21.429	25.374	24.839	68.9	83.3	3	12:12:55.534	1:12.852	21.535	25.716	25.601	68.1	83.5
7	12:17:37.641	1:11.464	21.195	25.317	24.952	69.0	83.1	(598) Daniel KELL							
8	12:18:49.044	1:11.403	21.204	25.326	24.873	68.8	83.4	1	12:10:25.632	1:14.690	23.329	26.217	25.144	67.2	59.4
9	12:20:00.210	1:11.166	21.263	25.133	24.770	68.7	83.5	2	12:11:37.247	1:11.615	21.087	25.453	25.075	68.6	84.5
10	12:21:11.469	1:11.259	21.190	25.219	24.850	68.4	83.3	3	12:12:50.213	1:12.966	21.122	26.026	25.818	68.6	84.1
(77) James McCracken															
1	12:10:25.632	1:14.690	23.329	26.217	25.144	67.2	59.4	4	12:14:02.337	1:12.124	21.282	25.473	25.369	68.8	82.8
2	12:11:37.247	1:11.615	21.087	25.453	25.075	68.6	84.5	5	12:15:14.871	1:12.534	22.198	25.365	24.971	65.5	82.0
3	12:12:50.213	1:12.966	21.122	26.026	25.818	68.6	84.1	6	12:16:26.753	1:11.882	21.331	25.437	25.114	68.2	83.4
4	12:14:02.337	1:12.124	21.282	25.473	25.369	68.8	82.8	7	12:17:38.326	1:11.573	21.189	25.175	25.209	68.6	83.0
5	12:15:14.871	1:12.534	22.198	25.365	24.971	65.5	82.0	8	12:18:49.839	1:11.513	21.148	25.136	25.229	68.3	82.7
6	12:16:26.753	1:11.882	21.331	25.437	25.114	68.2	83.4	9	12:20:01.216	1:11.877	21.082	25.078	25.217	68.3	82.8
7	12:17:38.326	1:11.573	21.189	25.175	25.209	68.6	83.0	10	12:21:12.869	1:11.653	21.085	25.276	25.292	68.0	82.4
8	12:18:49.839	1:11.513	21.148	25.136	25.229	68.3	82.7	(77) James McCracken							
9	12:20:01.216	1:11.877	21.082	25.078	25.217	68.3	82.8								
10	12:21:12.869	1:11.653	21.085	25.276	25.292	68.0	82.4								



KMSC/SMRC Race meeting AC

Lapchart

Scottish C1 Cup

Knockhill AC 1.271 miles

Race 2 - 1st Race

07/09/2024 11:45

Race (10 Laps) started at 12:09:01



Competitors	Laps										
	0	1	2	3	4	5	6	7	8	9	10
Murray SCOTT (51)	1	51	51	51	51	27	51	51	51	51	51
Dan MARTIN (99)	2	99	27	27	27	27	51	27	99	99	27
James HITCHEN (27)	3	27	99	99	99	24	99	99	27	27	99
Ayden WILSON (24)	4	24	24	24	24	99	24	24	24	24	24
Marc NISBET (117)	5	117	117	117	117	70	70	70	70	70	70
Andrew DAVIDSON (70)	6	70	70	70	70	598	598	598	598	598	598
James McCRACKEN (77)	7	77	77	77	77	70	77	77	77	77	77
Kenneth DOCK (6)	8	6	598	598	598	77	822	822	822	822	822
Daniel KELL (598)	9	598	6	822	822	822	6	6	6	6	6
Gregor McPHADEN (18)	10	18	822	18	18	6	117	117	117	117	117
Paul WINFIELD (822)	11	822	18	6	6						

Clerk of the Course

Orbits

Sig: Time :
 Chief Timerkeeper : Ian Sharp (SMART Timing)
 Results available at www.smart-timing.co.uk and www.speedhive.com
 Printed: 07/09/2024 12:23:55



motor sport UK

RACE WITH RESPECT



KMSC/SMRC Race meeting AC

<p>Scottish C1 Cup</p> <p>Race 6 - 2nd Race</p> <p>Race (10 Laps)</p>	<p>Knockhill AC 1.271 miles</p> <p>07/09/2024 14:40</p>
---	---



Top 6 from Race 1 reversed

POLE POSITION

1	1 <div style="border: 1px solid black; padding: 5px; margin: 5px auto; width: 90%;">598 Daniel KELL</div>	2	2 <div style="border: 1px solid black; padding: 5px; margin: 5px auto; width: 90%;">70 Andrew DAVIDSON</div>
2	3 <div style="border: 1px solid black; padding: 5px; margin: 5px auto; width: 90%;">24 Ayden WILSON</div>	4	4 <div style="border: 1px solid black; padding: 5px; margin: 5px auto; width: 90%;">99 Dan MARTIN</div>
3	5 <div style="border: 1px solid black; padding: 5px; margin: 5px auto; width: 90%;">27 James HITCHEN</div>	6	6 <div style="border: 1px solid black; padding: 5px; margin: 5px auto; width: 90%;">51 Murray SCOTT</div>
4	7 <div style="border: 1px solid black; padding: 5px; margin: 5px auto; width: 90%;">77 James McCRACKEN</div>	8	8 <div style="border: 1px solid black; padding: 5px; margin: 5px auto; width: 90%;">822 Paul WINFIELD</div>
5	9 <div style="border: 1px solid black; padding: 5px; margin: 5px auto; width: 90%;">6 Kenneth DOCK</div>	10	10 <div style="border: 1px solid black; padding: 5px; margin: 5px auto; width: 90%;">117 Marc NISBET</div>
6	11 <div style="border: 1px solid black; padding: 5px; margin: 5px auto; width: 90%;">18 Gregor McPHADEN</div>		



**KMSC/SMRC Race meeting AC****Sorted on Laps****KMSC Modsports Race Championship****Knockhill AC 1.271 miles****Race 3 - 1st Race****07/09/2024 12:10****Race (15:00 and 1 Laps) started at 12:30:03**

Pos	No.	Name	Make/Model	CC	Class	Laps	Total Tm	Diff	Best Tm	In Lap	2nd Best
1	79	Paul BRYDON	Solution F BMW M3	3500	A	17	16:25.614		52.333	4	52.610
2	90	William PATERSON	Radical PR6	1340	B	17	16:31.809	6.195	54.034	16	54.289
3	28	David BLACKIE	BMW M3	3999	C	17	16:37.064	11.450	55.061	10	55.114
4	10	Mark THOMSON	Radical SR8 RS	2700	A	17	16:37.230	11.616	54.229	17	54.298
5	86	Adam MORRISON	Mini Cooper S	1998	G	17	16:57.329	31.715	57.236	4	57.409
6	32	Shaun DAVIDSON	BMW Compact	3000	F	17	17:32.949	1:07.335	55.685	2	55.743
7	37	David ROBB	Audi TT	2000	F	16	16:40.558	1 Lap	58.021	9	58.214
8	14	Michael IMRIE	Renault Clio 197	1998	G	16	16:48.591	1 Lap	58.884	9	58.887
9	155	Adam KINDNESS	Mini Cooper S R53	1600	G	16	16:49.196	1 Lap	57.841	4	58.246
10	19	Harvey GILLANDERS	Honda EP3	2400	F	16	17:01.517	1 Lap	57.902	5	58.117
11	31	Natalie COWIE	Mini Cooper S R53	1600	G	16	17:01.836	1 Lap	59.294	7	59.333
12	5	Lowell FORSYTH	Mini Cooper R53	1600S	G	16	17:03.139	1 Lap	1:00.712	3	1:00.882
13	85	David JOYCE	Renault Clio 182	1998	G	16	17:04.466	1 Lap	59.878	16	1:00.515
14	18	Richard SUTHERLAND	BMW 318i Compact	1895	J	16	17:16.896	1 Lap	1:03.089	9	1:03.183
15	217	Steven SOMERVILLE	BMW E36 Compact	1900	J	16	17:23.305	1 Lap	1:03.100	15	1:03.370

Not classified

DNF	9	Ron CUMMING	Nemesis Kit Car	2000	A	10	9:00.087	DNF	51.556	4	52.367
DNF	99	Philip WEBSTER	BMW Mini Cooper S	1600	J	7	8:06.438	DNF	1:06.714	4	1:06.834
DNF	333	Iain BLACKLEY	Ford Puma	1679T	F	4	4:11.545	DNF	59.182	3	59.660
DNF	3	Michael ANDERSON	Ford Focus	1600	F		12.860	DNF		0	
DNS	78	David HEADEN	Caterham R400	2300	A			DNS		0	

Announcements

New Track Record (1:03.089) for KMSC Modsports J by Richard SUTHERLAND.

New Track Record (55.685) for KMSC Modsports F by Shaun DAVIDSON.

New Track Record (55.061) for KMSC Modsports C by David BLACKIE.

New Track Record (57.236) for KMSC Modsports G by Adam MORRISON.

Margin of Victory	Avg. Speed	Best Lap Tm	Best Speed	Best Lap by
6.195	78.939	51.556	88.771	9 - Ron CUMMING

Clerk of the Course**Orbits**

Sig: Time :

Chief Timerkeeper : Ian Sharp (SMART Timing)

Results available at www.smart-timing.co.uk and www.speedhive.com

Printed: 07/09/2024 12:49:28





KMSC/SMRC Race meeting AC

KMSC Modsports Race Championship

Knockhill AC 1.271 miles

Race 3 - 1st Race

07/09/2024 12:10

Race (15:00 and 1 Laps) started at 12:30:03

Lap	Time of Day	Lap Tm	S1	S2	S3	S1Spd	SFSpd	Lap	Time of Day	Lap Tm	S1	S2	S3	S1Spd	SFSpd
(79) Paul BRYDON								16	12:45:46.698	54.298	15.077	21.030	18.191	110.4	131.1
1	12:31:04.688	55.170	16.445	20.975	17.750	109.5	88.9	17	12:46:40.927	54.229	15.366	20.835	18.028	110.6	131.1
2	12:31:58.387	53.699	15.847	20.262	17.590	110.0	129.1	(86) Adam MORRISON							
3	12:32:50.997	52.610	15.427	19.763	17.420	111.3	134.8	1	12:31:11.576	59.168	17.891	21.961	19.316	96.0	87.7
4	12:33:43.330	52.333	15.204	19.593	17.536	111.5	134.2	2	12:32:09.658	58.082	17.024	21.597	19.461	96.7	118.1
5	12:34:36.356	53.026	15.225	20.127	17.674	111.7	135.3	3	12:33:08.151	58.493	17.283	21.396	19.814	94.1	119.4
6	12:35:29.788	53.432	15.369	20.454	17.609	112.0	136.1	4	12:34:05.387	57.236	16.909	21.153	19.174	94.5	119.4
7	12:36:23.843	54.055	15.281	20.450	18.324	112.4	136.4	5	12:35:03.284	57.897	17.079	21.437	19.381	94.5	118.4
8	12:37:17.559	53.716	15.210	20.771	17.735	112.0	134.8	6	12:36:01.036	57.752	17.134	21.350	19.268	95.7	116.5
9	12:38:13.103	55.544	15.326	20.993	19.225	112.4	136.4	7	12:36:59.226	58.190	17.094	21.434	19.662	93.9	118.6
10	12:39:06.716	53.613	15.692	20.304	17.617	110.9	129.6	8	12:37:57.171	57.945	17.190	21.492	19.263	93.7	116.3
11	12:40:02.534	55.818	15.386	21.992	18.440	112.0	136.1	9	12:38:54.580	57.409	16.950	21.229	19.230	94.9	118.1
12	12:41:17.390	1:14.856	17.028	30.339	27.489	79.0	133.9	10	12:39:52.047	57.467	16.973	21.223	19.271	94.4	118.4
13	12:42:47.444	1:30.054	25.897	45.561	18.596	44.4	79.0	11	12:40:57.627	1:05.580	17.185	24.506	23.889	92.9	116.9
14	12:43:42.694	55.250	15.875	21.312	18.063	110.7	131.6	12	12:42:03.056	1:05.429	19.374	24.913	21.142	86.3	92.2
15	12:44:38.370	55.676	15.796	21.493	18.387	111.3	132.9	13	12:43:06.573	1:03.517	18.726	24.352	20.439	89.2	103.4
16	12:45:33.085	54.715	16.416	20.460	17.839	110.2	130.6	14	12:44:04.492	57.919	17.111	21.505	19.303	93.3	118.8
17	12:46:29.311	56.226	16.077	21.348	18.801	108.1	130.1	15	12:45:04.771	1:00.279	17.229	22.991	20.059	95.2	118.8
(90) William PATERSON								16	12:46:02.952	58.181	17.074	21.353	19.754	95.9	117.9
1	12:31:06.254	56.266	17.006	21.152	18.108	105.5	88.5	17	12:47:01.026	58.074	17.196	21.614	19.264	94.3	117.3
2	12:32:01.691	55.437	15.742	21.304	18.391	107.7	129.6	(32) Shaun DAVIDSON							
3	12:32:56.952	55.261	16.070	21.228	17.963	107.0	128.6	1	12:31:08.318	57.551	17.407	21.339	18.805	101.1	87.7
4	12:33:51.309	54.357	15.952	20.494	17.911	105.7	129.8	2	12:32:04.003	55.685	16.248	20.626	18.811	101.8	124.7
5	12:34:45.598	54.289	15.850	20.532	17.907	106.0	129.6	3	12:33:00.110	56.107	16.600	20.634	18.873	101.8	124.7
6	12:35:40.512	54.914	15.919	21.037	17.958	108.1	131.1	4	12:33:56.067	55.957	16.347	20.562	19.048	102.5	124.7
7	12:36:36.286	55.774	16.005	21.219	18.550	107.7	131.6	5	12:34:52.873	56.806	16.646	21.313	18.847	101.2	124.5
8	12:37:31.149	54.863	15.735	21.133	17.995	106.4	129.8	6	12:35:48.774	55.901	16.050	21.214	18.637	103.4	125.2
9	12:38:26.517	55.368	16.043	20.928	18.397	106.4	131.3	7	12:36:44.517	55.743	16.357	20.631	18.755	102.5	126.9
10	12:39:20.967	54.450	15.578	20.771	18.101	108.6	130.1	8	12:37:41.135	56.618	16.305	21.360	18.953	102.8	125.7
11	12:40:15.686	54.719	15.481	21.243	17.995	108.1	131.1	9	12:38:37.784	56.649	16.780	21.031	18.838	101.5	125.4
12	12:41:28.820	1:13.134	20.506	27.107	25.521	74.0	131.6	10	12:39:33.966	56.182	16.356	20.928	18.898	102.9	125.0
13	12:42:55.645	1:26.825	22.581	44.610	19.634	57.4	71.2	11	12:40:41.786	1:07.820	16.066	21.814	29.940	102.6	125.9
14	12:43:52.092	56.447	16.438	21.607	18.402	92.7	130.6	12	12:41:52.314	1:10.528	20.019	26.082	24.427	82.5	94.1
15	12:44:46.585	54.493	15.753	20.608	18.132	106.9	128.6	13	12:43:02.047	1:09.733	19.749	28.720	21.264	86.4	101.5
16	12:45:40.619	54.034	15.418	20.756	17.860	107.5	129.6	14	12:44:04.310	1:02.263	17.542	23.862	20.859	96.3	112.6
17	12:46:35.506	54.887	15.906	20.537	18.444	106.7	129.8	15	12:45:06.154	1:01.844	16.709	24.590	20.545	101.7	118.8
(28) David BLACKIE								16	12:46:17.327	1:11.173	18.308	26.660	26.205	89.5	114.3
1	12:31:08.781	57.616			18.403		82.1	17	12:47:36.646	1:19.319	22.606	30.573	26.140	74.7	85.2
2	12:32:05.507	56.726			18.548		129.1	(37) David ROBB							
3	12:33:00.621	55.114			18.172		128.1	1	12:31:13.390	1:00.123	18.606	22.088	19.429	96.0	88.2
4	12:33:56.303	55.682			18.793		129.8	2	12:32:11.925	58.535	17.035	21.890	19.610	96.3	118.8
5	12:34:52.304	56.001			18.720		125.4	3	12:33:10.623	58.698	17.056	21.969	19.673	95.9	117.3
6	12:35:47.752	55.448			18.441		127.8	4	12:34:08.898	58.275	17.097	21.563	19.615	95.3	117.7
7	12:36:43.147	55.395			18.423		128.1	5	12:35:07.179	58.281	16.946	21.601	19.734	95.3	118.1
8	12:37:40.106	56.959			19.074		128.8	6	12:36:05.551	58.372	17.060	21.711	19.601	95.2	117.9
9	12:38:35.518	55.412			18.406		126.9	7	12:37:03.765	58.214	17.042	21.761	19.411	95.3	118.4
10	12:39:30.579	55.061			18.196		128.1	8	12:38:02.920	59.155	17.553	21.872	19.730	95.5	119.4
11	12:40:34.335	1:03.756			25.056		129.3	9	12:39:00.941	58.021	17.083	21.441	19.497	94.8	116.9
12	12:41:41.744	1:07.409			21.477		81.7	10	12:40:02.997	1:02.056	17.183	25.023	19.850	94.5	117.9
13	12:42:56.307	1:14.563			19.666		107.5	11	12:41:19.431	1:16.434	17.886	29.785	28.763	79.9	116.3
14	12:43:54.406	58.099			18.714		128.1	12	12:42:49.830	1:30.399	25.594	45.142	19.663	44.1	72.1
15	12:44:49.697	55.291			18.521		128.1	13	12:43:48.407	58.577	17.168	21.723	19.686	95.1	117.1
16	12:45:45.111	55.414			18.428		128.1	14	12:44:46.978	58.571	16.973	21.820	19.778	95.1	116.5
17	12:46:40.761	55.650			18.458		128.3	15	12:45:45.492	58.514	17.254	21.698	19.562	95.2	116.3
(10) Mark THOMSON								16	12:46:44.255	58.763	17.095	21.846	19.822	95.2	116.7
1	12:31:09.392	57.920	17.435	22.228	18.257	97.0	94.0	(14) Michael IMRIE							
2	12:32:09.162	59.770	15.855	23.459	20.456	110.7	132.4	1	12:31:15.651	1:00.809	18.455	22.751	19.603	92.8	87.7
3	12:33:07.062	57.900	16.654	22.279	18.967	105.8	118.6	2	12:32:15.454	59.803	17.830	22.222	19.751	91.6	114.9
4	12:34:03.225	56.163	15.635	21.925	18.603	109.3	130.1	3	12:33:15.390	59.936	17.605	22.372	19.959	92.4	115.3
5	12:34:59.616	56.391	15.748	21.868	18.775	109.8	130.6	4	12:34:15.134	59.744	17.691	21.999	20.054	91.9	114.7
6	12:35:55.304	55.688	15.532	21.678	18.478	109.5	130.8	5	12:35:15.296	1:00.162	17.579	22.915	19.668	91.4	115.1
7															



KMSC/SMRC Race meeting AC

KMSC Modsports Race Championship

Knockhill AC 1.271 miles

Race 3 - 1st Race

07/09/2024 12:10

Race (15:00 and 1 Laps) started at 12:30:03

Lap	Time of Day	Lap Tm	S1	S2	S3	S1Spd	SFSpd
15	12:45:51.947	58.887	17.396	21.819	19.672	91.1	112.4
16	12:46:52.288	1:00.341	17.769	22.691	19.881	90.6	112.6

(155) Adam KINDNESS

1	12:31:11.267	59.204	18.063	21.560	19.581	93.1	82.5
2	12:32:10.022	58.755	17.194	22.190	19.371	93.2	116.1
3	12:33:08.554	58.532	17.413	21.324	19.795	94.5	118.6
4	12:34:06.395	57.841	16.989	21.379	19.473	94.7	117.9
5	12:35:04.998	58.603	17.421	21.587	19.595	92.4	116.9
6	12:36:03.460	58.462	17.364	21.473	19.625	92.7	115.9
7	12:37:01.898	58.438	17.350	21.550	19.538	92.1	116.3
8	12:38:01.633	59.735	17.609	22.246	19.880	91.3	116.7
9	12:38:59.921	58.288	17.440	21.402	19.446	92.4	114.7
10	12:40:08.059	1:08.138	18.195	25.301	24.642	91.8	116.5
11	12:41:24.436	1:16.377	20.760	28.578	27.039	70.3	104.0
12	12:42:53.928	1:29.492	22.907	46.166	20.419	48.3	73.0
13	12:43:55.877	1:01.949	17.365	21.736	22.848	92.9	115.7
14	12:44:54.430	58.553	17.398	21.655	19.500	93.5	100.6
15	12:45:52.676	58.246	17.572	21.183	19.491	93.2	115.7
16	12:46:52.893	1:00.217	17.127	23.000	20.090	93.3	116.3

(19) Harvey GILLANDERS

1	12:31:12.681	1:00.549	18.839	22.229	19.481	91.4	80.8
2	12:32:10.798	58.117	17.123	21.783	19.211	96.8	120.9
3	12:33:09.086	58.288	17.043	21.750	19.495	97.1	120.7
4	12:34:07.607	58.521	17.018	21.695	19.808	97.4	121.8
5	12:35:05.509	57.902	17.111	21.607	19.184	96.0	118.8
6	12:36:03.979	58.470	17.113	22.138	19.219	96.3	121.6
7	12:37:03.105	59.126	17.469	22.059	19.598	93.3	122.0
8	12:38:04.289	1:01.184	17.863	22.650	20.671	92.2	119.0
9	12:39:04.736	1:00.447	17.954	21.843	20.650	90.4	108.6
10	12:40:06.880	1:02.144	17.603	23.113	21.428	94.3	111.7
11	12:41:22.714	1:15.834	21.194	27.727	26.913	79.1	104.2
12	12:42:53.045	1:30.331	23.524	45.507	21.300	44.9	90.1
13	12:43:57.798	1:04.753	18.793	24.426	21.534	80.1	107.9
14	12:45:00.307	1:02.509	18.742	22.669	21.098	79.2	103.4
15	12:46:00.662	1:00.355	17.747	21.938	20.670	90.6	108.8
16	12:47:05.214	1:04.552	18.297	23.232	23.023	83.1	102.3

(31) Natalie COWIE

1	12:31:14.897	1:00.925	18.558	22.552	19.815	95.2	92.9
2	12:32:15.202	1:00.305	17.712	22.498	20.095	95.1	113.2
3	12:33:15.152	59.950	17.335	22.627	19.988	94.4	111.8
4	12:34:14.613	59.461	17.486	22.132	19.843	93.9	119.0
5	12:35:14.725	1:00.112	17.849	22.377	19.886	93.5	118.8
6	12:36:14.058	59.333	17.407	22.122	19.804	93.9	118.4
7	12:37:13.352	59.294	17.315	22.041	19.938	94.3	119.2
8	12:38:12.900	59.548	17.377	22.393	19.778	93.7	113.9
9	12:39:12.288	59.388	17.401	21.873	20.114	93.7	113.4
10	12:40:12.836	1:00.548	17.797	22.435	20.316	93.1	117.3
11	12:41:24.866	1:12.030	18.634	27.251	26.145	73.0	118.1
12	12:42:54.081	1:29.215	23.021	45.957	20.237	46.6	71.8
13	12:43:58.331	1:04.250	18.460	22.657	23.133	94.3	119.0
14	12:45:04.235	1:05.904	19.326	26.776	19.802	71.7	110.2
15	12:46:05.239	1:01.004	17.774	23.353	19.877	94.1	119.2
16	12:47:05.533	1:00.294	18.132	22.222	19.940	94.0	119.6

(5) Lowell FORSYTH

1	12:31:18.657	1:04.060	19.438	24.299	20.323	88.0	87.6
2	12:32:20.092	1:01.435	18.221	22.806	20.408	88.2	109.3
3	12:33:20.804	1:00.712	17.880	22.516	20.316	89.5	110.9
4	12:34:22.836	1:02.032	19.054	22.688	20.290	88.2	110.6
5	12:35:23.791	1:00.955	17.852	22.436	20.667	90.4	111.8
6	12:36:24.673	1:00.882	18.523	22.320	20.039	88.6	110.4
7	12:37:26.152	1:01.479	17.837	22.544	21.098	90.2	111.5
8	12:38:27.267	1:01.115	18.545	22.349	20.221	88.9	110.4
9	12:39:28.578	1:01.311	18.893	22.342	20.076	85.2	111.3
10	12:40:38.206	1:09.628	18.431	23.415	27.782	86.5	110.6
11	12:41:42.411	1:04.205	19.210	23.865	21.130	86.5	94.8
12	12:42:59.538	1:17.127	19.253	36.222	21.652	88.8	105.8
13	12:44:01.366	1:01.828	18.393	22.747	20.688	88.5	109.3
14	12:45:03.465	1:02.099	18.111	23.875	20.113	89.1	111.3
15	12:46:04.972	1:01.507	18.114	23.098	20.295	88.9	111.3
16	12:47:06.836	1:01.864	18.375	23.004	20.485	88.3	111.5

Lap	Time of Day	Lap Tm	S1	S2	S3	S1Spd	SFSpd
(85) David JOYCE							
1	12:31:19.403	1:04.196	19.274	24.530	20.392	89.7	91.2
2	12:32:20.722	1:01.319	17.968	22.945	20.406	90.3	112.0
3	12:33:21.237	1:00.515	17.756	22.422	20.337	91.1	114.3
4	12:34:21.782	1:00.545	17.998	22.304	20.243	89.8	115.1
5	12:35:23.058	1:01.276	18.289	22.561	20.426	90.1	113.7
6	12:36:23.925	1:00.867	18.225	22.351	20.291	90.7	112.6
7	12:37:25.643	1:01.718	18.063	22.721	20.934	90.2	111.5
8	12:38:26.879	1:01.236	18.321	22.605	20.310	89.6	111.3
9	12:39:27.794	1:00.915	17.950	22.578	20.387	89.6	110.4
10	12:40:39.780	1:11.986	19.486	23.668	28.832	88.1	112.4
11	12:41:49.913	1:10.133	20.712	26.432	22.989	80.1	86.0
12	12:43:01.894	1:11.981	19.912	29.614	22.455	83.4	93.1
13	12:44:04.854	1:02.960	18.489	23.349	21.122	90.1	110.4
14	12:45:06.708	1:01.854	18.234	23.124	20.496	90.1	113.2
15	12:46:08.285	1:01.577	18.228	23.205	20.144	89.4	112.2
16	12:47:08.163	59.878	17.894	21.958	20.026	90.3	112.8

(18) Richard SUTHERLAND

1	12:31:21.150	1:05.100			21.447		81.4
2	12:32:24.612	1:03.462			21.566		101.7
3	12:33:27.856	1:03.244			21.478		101.2
4	12:34:31.043	1:03.187			21.375		100.5
5	12:35:34.594	1:03.551			21.459		101.2
6	12:36:38.424	1:03.830			21.514		101.1
7	12:37:42.035	1:03.611			21.384		101.4
8	12:38:45.610	1:03.575			21.800		102.6
9	12:39:48.699	1:03.089			21.528		99.7
10	12:40:52.909	1:04.210			22.000		101.1
11	12:42:01.411	1:08.502			21.839		82.3
12	12:43:06.075	1:04.664			21.970		101.2
13	12:44:09.543	1:03.468			21.489		102.0
14	12:45:12.726	1:03.183			21.397		101.5
15	12:46:16.801	1:04.075			22.079		102.0
16	12:47:20.593	1:03.792			21.650		100.3

(217) Steven SOMERVILLE

1	12:31:22.084	1:04.997			21.603		79.0
2	12:32:25.928	1:03.844			21.586		100.3
3	12:33:29.478	1:03.550			21.690		100.0
4	12:34:33.007	1:03.529			21.698		99.4
5	12:35:36.812	1:03.805			21.754		99.4
6	12:36:40.501	1:03.689	18.868	23.301	21.520		99.4
7	12:37:44.085	1:03.584			21.331		100.0
8	12:38:47.647	1:03.562			21.487		100.6
9	12:39:53.074	1:05.427			21.385		100.2
10	12:40:58.320	1:05.246	19.041	23.275	22.930		99.9
11	12:42:06.545	1:08.225			22.263		85.9
12	12:43:12.592	1:06.047			21.991		99.7
13	12:44:16.746	1:04.154			21.595		99.7
14	12:45:20.116	1:03.370			21.495		99.9
15	12:46:23.216	1:03.100			21.324		99.9
16	12:47:27.002	1:03.786			21.383		100.2

(9) Ron CUMMING

1	12:31:06.544	54.659	16.542	20.734	17.383	107.4	94.7
2	12:31:59.980	53.436	15.379	20.118	17.939	115.5	139.8
3	12:32:52.347	52.367	15.288	19.798	17.281	115.9	139.8
4	12:33:43.903	51.556	14.994	19.682	16.880	117.7</	



KMSC/SMRC Race meeting AC

KMSC Modsports Race Championship

Knockhill AC 1.271 miles

Race 3 - 1st Race

07/09/2024 12:10

Race (15:00 and 1 Laps) started at 12:30:03

Lap	Time of Day	Lap Tm	S1	S2	S3	S1Spd	SFSpd	Lap	Time of Day	Lap Tm	S1	S2	S3	S1Spd	SFSpd
7	12:38:10.135	1:08.226			22.968		92.1								
(333) Iain BLACKLEY															
1	12:31:14.984	1:02.201			19.400		86.0								
2	12:32:16.400	1:01.416			20.010		119.0								
3	12:33:15.582	59.182			19.447		116.9								
4	12:34:15.242	59.660			19.388		118.8								

Clerk of the Course

Orbits

Sig: _____ Time : _____
 Chief Timerkeeper : Ian Sharp (SMART Timing)
 Results available at www.smart-timing.co.uk and www.speedhive.com





KMSC/SMRC Race meeting AC

Lapchart

KMSC Modsports Race Championship

Knockhill AC 1.271 miles

Race 3 - 1st Race

07/09/2024 12:10

Race (15:00 and 1 Laps) started at 12:30:03



Competitors	Laps	Laps																	
		0	1	2	3	4	5	6	7	8	9	10	11	12	13	14	15	16	17
Paul BRYDON (79)	1	79	79	79	79	79	79	79	79	9	9	9	79	79	79	79	79	79	79
William PATERSON (90)	2	90	90	9	9	9	9	9	9	79	79	79	90	90	90	90	90	90	90
Shaun DAVIDSON (32)	3	32	9	90	90	90	90	90	90	90	90	90	28	28	28	28	28	28	28
David BLACKIE (28)	4	28	32	32	32	32	28	28	28	28	28	28	32	32	10	10	10	10	10
Mark THOMSON (10)	5	10	28	28	28	28	32	32	32	32	32	32	10	10	32	32	86	86	86
Ron CUMMING (9)	6	9	10	10	10	10	10	10	10	10	10	10	86	86	86	86	32	32	32
Adam KINDNESS (155)	7	155	155	86	86	86	86	86	86	86	86	86	37	37	37	37	37	37	37
Harvey GILLANDERS (19)	8	19	86	155	155	155	155	155	155	155	155	37	19	19	14	14	14	14	14
Adam MORRISON (86)	9	86	19	19	19	19	19	19	19	37	37	19	155	155	155	155	155	155	155
Iain BLACKLEY (333)	10	333	37	37	37	37	37	37	37	37	19	19	155	31	31	19	19	19	19
David ROBB (37)	11	37	31	31	31	31	31	31	31	31	31	31	14	14	31	5	5	5	31
Natalie COWIE (31)	12	31	333	14	14	14	14	14	14	14	14	14	5	5	5	31	31	31	5
Lowell FORSYTH (5)	13	5	14	333	333	333	85	85	85	85	85	5	85	85	85	85	85	85	85
Michael IMRIE (14)	14	14	5	5	5	85	5	5	5	5	5	5	85	18	18	18	18	18	18
David JOYCE (85)	15	85	85	85	85	5	18	18	18	18	18	18	217	217	217	217	217	217	217
Richard SUTHERLAND (18)	16	18	18	18	18	18	217	217	217	217	217	217	217	217	217	217	217	217	217
Michael ANDERSON (3)	17	3	217	217	217	217	99	99	99										
Steven SOMERVILLE (217)	18	217	99	99	99	99													
Philip WEBSTER (99)	19	99																	
-	20																		

Clerk of the Course

Orbits

Sig: _____ **Time :** _____
Chief Timerkeeper : Ian Sharp (SMART Timing)
Results available at www.smart-timing.co.uk and www.speedhive.com





KMSC/SMRC Race meeting AC


KMSC Modsports Race Championship

Knockhill AC 1.271 miles

Race 8 - 2nd Race

07/09/2024 15:30

Race (15:00 and 1 Laps)



1 x 1 Grid format

POLE POSITION

1	1 79 Paul BRYDON	2 90 William PATERSON
2	3 28 David BLACKIE	4 10 Mark THOMSON
3	5 86 Adam MORRISON	6 32 Shaun DAVIDSON
4	7 37 David ROBB	8 14 Michael IMRIE
5	9 155 Adam KINDNESS	10 19 Harvey GILLANDERS
6	11 31 Natalie COWIE	12 5 Lowell FORSYTH
7	13 85 David JOYCE	14 18 Richard SUTHERLAND
8	15 217 Steven SOMERVILLE	16 9 Ron CUMMING
9	17 99 Philip WEBSTER	18 333 Iain BLACKLEY
10	19 3 Michael ANDERSON	20 78 David HEADEN

Clerk of the Course Orbits

Sig: Time :
Chief Timerkeeper : Ian Sharp (SMART Timing)
Results available at www.smart-timing.co.uk and www.speedhive.com
Printed: 07/09/2024 12:51:35





Bulletin No. _____

KMSC/SMRC Race meeting AC**Sorted on Laps**

Scottish Fiesta ST Cup

Knockhill AC 1.271 miles

Race 4 - 1st Race - AMENDED RESULT

07/09/2024 13:15

Race (12 Laps) started at 13:38:13

Pos	No.	Name	Make/Model	CC	Class	Laps	Total Tm	Diff	Best Tm	In Lap	2nd Best
1	21	Kieren PREEDY	Ford Fiesta ST	2000	ST	12	12:47.308		1:02.787	3	1:02.980
2	147	Gerry HENDRY	Ford Fiesta ST	2000	ST	12	12:47.744	0.436	1:02.625	3	1:02.635
3	68	Arran WARD	Ford Fiesta ST	2000	ST	12	12:48.717	1.409	1:02.676	4	1:03.075
4	99	James DICKIE	Ford Fiesta ST	2000	STN	12	12:58.860	11.552	1:02.777	7	1:03.006
5	58	Kenneth LEES	Ford Fiesta ST	2000	STCN	12	12:59.078	11.770	1:03.396	8	1:03.725
6	7	Stuart MURRAY	Ford Fiesta ST	2000	STC	12	13:07.505	20.197	1:04.130	2	1:04.182
7	61	Peter CRUICKSHANK	Ford Fiesta ST	2000	ST	12	13:08.070	20.762	1:04.112	8	1:04.290
8	17	Angus ROSS	Ford Fiesta ST	2000	STN	12	13:08.666	21.358	1:04.083	9	1:04.208
9	30	Michael GORDON	Ford Fiesta ST	2000	STN	12	13:10.699	23.391	1:04.118	11	1:04.161
10	23	Lucy HALES-MAVER	Ford Fiesta ST	2000	ST	12	13:11.612	24.304	1:04.193	3	1:04.306
11	35	Andrew MACKIE	Ford Fiesta ST	2000	ST	12	13:26.773	39.465	1:04.389	4	1:04.734
Not classified											
DNF	5	Lorn MURRAY	Ford Fiesta ST	2000	STC	11	11:49.008	DNF	1:02.904	4	1:02.952
DQ	83	Sophie KINGHORN	Ford Fiesta ST	2000	STCN	12	12:51.961	DQ	1:03.039	4	1:03.234

Announcements

AMENDED RESULT 14:55 - Car No.85 Disqualified - NCR Chp12 App7 Art5

Margin of Victory	Avg. Speed	Best Lap Tm	Best Speed	Best Lap by
0.436	71.575	1:02.625	73.081	147 - Gerry HENDRY

Clerk of the Course

Orbits

Sig: Time :
 Chief Timerkeeper : Ian Sharp (SMART Timing)

Results available at www.smart-timing.co.uk and www.speedhive.com

Printed: 07/09/2024 15:38:57





KMSC/SMRC Race meeting AC

Scottish Fiesta ST Cup

Knockhill AC 1.271 miles

Race 4 - 1st Race - AMENDED RESULT

07/09/2024 13:15

Race (12 Laps) started at 13:38:13

Lap	Time of Day	Lap Tm	S1	S2	S3	S1Spd	SFSpd	Lap	Time of Day	Lap Tm	S1	S2	S3	S1Spd	SFSpd
(21) Kieren PREEDY															
1	13:39:24.355	1:04.038	19.801	23.065	21.172	83.7	66.2	3	13:41:39.370	1:04.189	18.860	23.766	21.563	81.8	102.9
2	13:40:27.335	1:02.980	18.604	22.963	21.413	83.6	103.7	4	13:42:44.133	1:04.763	19.063	23.774	21.926	81.6	102.6
3	13:41:30.122	1:02.787	18.535	22.961	21.291	83.4	102.8	5	13:43:49.267	1:05.134	19.002	23.881	22.251	82.7	102.6
4	13:42:33.107	1:02.985	18.567	22.943	21.475	83.2	102.5	6	13:44:53.899	1:04.632	19.197	23.700	21.735	82.0	101.8
5	13:43:36.880	1:03.773	18.858	23.493	21.422	83.0	102.3	7	13:45:58.133	1:04.234	18.950	23.541	21.743	81.3	101.4
6	13:44:40.115	1:03.235	18.742	22.979	21.514	83.1	103.7	8	13:47:02.315	1:04.182	18.734	23.684	21.764	81.7	101.4
7	13:45:43.194	1:03.079	18.634	23.018	21.427	83.3	102.9	9	13:48:06.711	1:04.396	18.822	23.670	21.904	81.7	102.1
8	13:46:46.279	1:03.085	18.730	22.860	21.495	83.0	102.8	10	13:49:11.207	1:04.496	18.894	23.944	21.658	82.0	99.7
9	13:47:49.437	1:03.158	18.819	22.871	21.468	82.8	102.5	11	13:50:16.155	1:04.948	18.921	23.822	22.205	82.2	99.6
10	13:48:53.001	1:03.564	18.763	23.317	21.484	82.6	102.9	12	13:51:20.918	1:04.763	18.910	24.039	21.814	81.2	99.0
11	13:49:56.575	1:03.574	18.703	23.222	21.649	82.3	102.8	(61) Peter CRUICKSHANK							
12	13:51:00.721	1:04.146	18.985	23.569	21.592	82.3	102.9	1	13:39:29.136	1:06.806	20.403	24.585	21.818	80.8	68.7
(147) Gerry HENDRY															
1	13:39:25.244	1:04.391	19.867	23.434	21.090	83.9	68.3	2	13:40:33.757	1:04.621	18.562	24.106	21.953	83.6	103.7
2	13:40:28.083	1:02.839	18.613	23.065	21.161	83.5	106.7	3	13:41:38.084	1:04.327	18.913	23.893	21.521	81.5	102.9
3	13:41:30.708	1:02.625	18.441	22.951	21.233	83.9	104.9	4	13:42:42.952	1:04.868	18.836	23.882	22.150	82.2	102.1
4	13:42:33.343	1:02.635	18.385	23.017	21.233	83.8	104.9	5	13:43:49.773	1:06.821	18.925	23.794	24.102	82.5	102.0
5	13:43:36.405	1:03.062	18.618	23.214	21.230	82.4	105.0	6	13:44:54.722	1:04.949	19.006	24.066	21.877	81.4	101.8
6	13:44:39.124	1:02.719	18.471	22.914	21.334	82.8	103.6	7	13:45:59.088	1:04.366	18.629	24.015	21.722	81.0	102.3
7	13:45:42.161	1:03.037	18.461	23.253	21.323	82.6	102.8	8	13:47:03.200	1:04.112	18.607	23.859	21.646	82.7	102.6
8	13:46:45.258	1:03.097	18.422	23.273	21.402	83.1	103.1	9	13:48:07.490	1:04.290	18.706	23.737	21.847	81.8	102.5
9	13:47:48.160	1:02.902	18.519	23.120	21.263	82.1	102.1	10	13:49:12.117	1:04.627	19.276	23.770	21.581	82.4	101.2
10	13:48:51.160	1:03.000	18.454	23.180	21.366	83.1	102.6	11	13:50:16.700	1:04.583	18.946	23.714	21.923	82.2	102.1
11	13:49:55.832	1:04.672	18.626	24.365	21.681	78.0	102.1	12	13:51:21.483	1:04.783	18.881	24.221	21.681	81.7	102.3
12	13:51:01.157	1:05.325	19.573	24.502	21.250	82.5	100.2	(17) Angus ROSS							
(68) Arran WARD															
1	13:39:25.869	1:04.784			21.405		67.2	1	13:39:30.918	1:08.316	20.764	24.575	22.977	81.5	69.5
2	13:40:29.322	1:03.453	18.337	23.659	21.457		104.4	2	13:40:35.829	1:04.911	19.532	23.505	21.874	82.1	103.1
3	13:41:32.581	1:03.259	18.854	22.869	21.536	84.1	103.9	3	13:41:40.284	1:04.455	19.449	23.306	21.700	80.3	103.2
4	13:42:35.257	1:02.676	18.393	22.889	21.394	83.4	103.7	4	13:42:44.615	1:04.331	18.826	23.660	21.845	81.3	102.3
5	13:43:38.525	1:03.268	18.786	23.036	21.446	83.2	102.1	5	13:43:50.056	1:05.441	19.304	23.474	22.663	80.8	102.3
6	13:44:42.465	1:03.940	18.946	22.927	22.067	82.3	104.0	6	13:44:55.019	1:04.963	19.213	23.865	21.885	81.3	100.3
7	13:45:45.625	1:03.160	18.464	23.134	21.562	82.5	102.1	7	13:45:59.553	1:04.534	18.922	23.846	21.766	81.3	102.9
8	13:46:48.768	1:03.143	18.694	22.963	21.486	82.5	101.1	8	13:47:03.761	1:04.208	18.937	23.462	21.809	82.0	102.0
9	13:47:51.843	1:03.075	18.684	22.911	21.480	82.5	101.1	9	13:48:07.844	1:04.083	18.850	23.304	21.929	80.9	102.0
10	13:48:55.071	1:03.228	18.672	23.106	21.450	82.7	101.7	10	13:49:12.645	1:04.801	19.329	23.786	21.686	82.2	101.7
11	13:49:58.286	1:03.215	18.630	23.109	21.476	83.0	102.1	11	13:50:17.106	1:04.461	19.091	23.444	21.926	80.8	102.0
12	13:51:02.130	1:03.844	18.597	23.533	21.714	82.3	102.6	12	13:51:22.079	1:04.973	19.214	23.974	21.785	81.0	102.1
(99) James DICKIE															
1	13:39:30.720	1:07.738	20.879	24.374	22.485	81.7	73.7	(30) Michael GORDON							
2	13:40:34.198	1:03.478	18.712	23.156	21.610	81.3	103.9	1	13:39:32.310	1:09.582	21.545	26.364	21.673	79.6	70.3
3	13:41:38.434	1:04.236	19.300	23.430	21.506	81.1	105.3	2	13:40:36.668	1:04.358	19.002	23.528	21.828	82.7	103.6
4	13:42:43.165	1:04.731	18.835	23.963	21.933	80.9	102.8	3	13:41:41.397	1:04.729	19.255	23.816	21.658	82.6	104.0
5	13:43:48.498	1:05.333	19.129	23.613	22.591	81.7	101.5	4	13:42:45.945	1:04.548	18.741	23.978	21.829	81.8	104.0
6	13:44:51.951	1:03.453	18.772	23.168	21.513	81.7	100.5	5	13:43:50.367	1:04.422	18.810	23.847	21.765	82.4	104.9
7	13:45:54.728	1:02.777	18.510	22.942	21.325	83.1	102.6	6	13:44:55.961	1:05.594	19.356	24.032	22.206	82.3	100.8
8	13:46:57.982	1:03.254	18.594	23.057	21.603	82.0	103.9	7	13:46:00.551	1:04.590	18.844	23.874	21.872	82.4	101.5
9	13:48:01.293	1:03.311	18.628	23.168	21.515	81.7	102.8	8	13:47:05.180	1:04.629	18.970	23.806	21.853	81.7	102.1
10	13:49:04.299	1:03.006	18.775	22.858	21.373	82.7	103.6	9	13:48:09.341	1:04.161	18.732	23.600	21.829	82.4	101.2
11	13:50:07.858	1:03.559	18.732	23.272	21.555	80.3	103.1	10	13:49:13.971	1:04.630	18.911	23.671	22.048	82.4	101.5
12	13:51:12.273	1:04.415	18.991	23.346	22.078	83.4	103.4	11	13:50:18.089	1:04.118	19.017	23.528	21.573	81.5	104.2
(58) Kenneth LEES															
1	13:39:28.350	1:06.657	20.454	24.665	21.538	83.8	69.4	12	13:51:24.112	1:06.023	19.029	25.008	21.986	81.2	103.2
2	13:40:32.075	1:03.725	18.599	23.624	21.502	83.3	103.9	(23) Lucy HALES-MAVER							
3	13:41:35.827	1:03.752	18.614	23.561	21.577	83.7	103.6	1	13:39:31.825	1:09.365	21.529	26.148	21.688	79.2	70.0
4	13:42:39.836	1:04.009	18.790	23.637	21.582	82.4	103.1	2	13:40:37.638	1:05.813	19.757	24.106	21.950	81.6	102.8
5	13:43:43.707	1:03.871	18.567	23.496	21.808	83.1	102.6	3	13:41:41.831	1:04.193	19.009	23.693	21.491	82.5	102.5
6	13:44:47.865	1:04.158	18.996	23.527	21.635	81.0	102.5	4	13:42:46.556	1:04.725	19.044	23.793	21.888	83.2	103.6
7	13:45:52.296	1:04.431	18.648	24.027	21.756	83.3	102.1	5	13:43:52.349	1:05.793	19.023	24.760	22.010	81.1	103.7
8	13:46:55.692	1:03.396	18.685	23.187	21.524	82.3	101.8	6	13:44:56.761	1:04.412	18.942	23.677	21.793	82.5	102.0
9	13:47:59.423	1:03.731	18.694	23.392	21.645	82.6	102.3	7	13:46:01.196	1:04.435	18.818	23.623	21.994	82.8	102.8
10	13:49:03.315	1:03.892	18.727	23.478	21.687	81.7	101.7	8	13:47:05.558	1:04.362	18.891	23.682	21.789	81.9	103.2
11	13:50:07.703	1:04.388	18.821	23.330	22.237	81.7	102.0	9	13:48:09.864	1:04.306	18.859	23.761	21.686	82.5	103.6
12	13:51:12.491	1:04.788	19.084	24.129	21.575	81.7	100.8	10	13:49:14.401	1:04.537	18.911	23.768	21.858	82.2	103.7
(7) Stuart MURRAY															
1	13:39:31.051	1:08.207	21.159	25.366	21.682	79.0	69.7	11	13:50:19.052	1:04.651	18.961	23.772	21.918	81.2	103.9
2	13:40:35.181	1:04.130	18.980	23.556	21.594	82.5	104.4	12	13:51:25.025	1:05.973	19.251	24.510	22.212	82.6	102.0
(35) Andrew MACKIE															
1	13:39:29.291	1:06.647	20.467	24.511	21.										



KMSC/SMRC Race meeting AC

Scottish Fiesta ST Cup

Knockhill AC 1.271 miles

Race 4 - 1st Race - AMENDED RESULT

07/09/2024 13:15

Race (12 Laps) started at 13:38:13

Lap	Time of Day	Lap Tm	S1	S2	S3	S1Spd	SFSpd	Lap	Time of Day	Lap Tm	S1	S2	S3	S1Spd	SFSpd
7	13:46:12.260	1:04.957	18.673	24.053	22.231	82.4	100.3								
8	13:47:17.132	1:04.872	18.678	24.200	21.994	81.6	100.6								
9	13:48:21.866	1:04.734	18.517	24.127	22.090	81.8	101.1								
10	13:49:27.011	1:05.145	18.657	24.465	22.023	81.3	100.9								
11	13:50:32.192	1:05.181	18.857	24.320	22.004	81.2	100.6								
12	13:51:40.186	1:07.994	20.135	25.028	22.831	79.0	101.1								

(5) Lorn MURRAY

1	13:39:25.076	1:04.774	20.104	23.395	21.275	83.9	65.3								
2	13:40:29.044	1:03.968	18.831	23.687	21.450	82.8	104.2								
3	13:41:31.996	1:02.952	18.651	23.045	21.256	83.3	104.4								
4	13:42:34.900	1:02.904	18.595	23.006	21.303	83.0	102.9								
5	13:43:38.209	1:03.309	18.700	23.150	21.459	82.7	103.2								
6	13:44:42.716	1:04.507	18.970	22.940	22.597	83.5	102.6								
7	13:45:46.181	1:03.465	18.611	23.055	21.799	83.7	103.6								
8	13:46:49.504	1:03.323	18.648	23.163	21.512	83.0	103.4								
9	13:47:53.327	1:03.823	18.817	23.522	21.484	81.4	104.0								
10	13:48:56.847	1:03.520	18.676	23.263	21.581	82.6	104.0								
11	13:50:02.421	1:05.574	18.784	23.207	23.583	83.3	104.4								

(83) Sophie KINGHORN

1	13:39:26.493	1:05.233	20.271	23.631	21.331	83.7	69.0								
2	13:40:29.728	1:03.235	18.383	23.683	21.169	84.4	105.0								
3	13:41:33.022	1:03.294	18.782	23.324	21.188	84.2	105.2								
4	13:42:36.061	1:03.039	18.666	22.996	21.377	84.2	104.7								
5	13:43:39.448	1:03.387	18.687	23.225	21.475	84.0	104.0								
6	13:44:42.872	1:03.424	18.708	23.097	21.619	83.9	103.9								
7	13:45:46.509	1:03.637	18.713	23.108	21.816	84.6	102.0								
8	13:46:49.743	1:03.234	18.690	23.228	21.316	84.0	104.0								
9	13:47:53.453	1:03.710	18.558	23.761	21.391	83.7	105.0								
10	13:48:57.067	1:03.614	18.680	23.386	21.548	83.1	104.9								
11	13:50:01.629	1:04.562	18.800	23.219	22.543	83.2	104.7								
12	13:51:05.374	1:03.745	18.860	23.102	21.783	82.7	99.7								

Clerk of the Course

Orbits

Sig: Time :
 Chief Timerkeeper : Ian Sharp (SMART Timing)
 Results available at www.smart-timing.co.uk and www.speedhive.com



motor sport UK

RACE WITH RESPECT



KMSC/SMRC Race meeting AC

Lapchart

Scottish Fiesta ST Cup

Knockhill AC 1.271 miles

Race 4 - 1st Race

07/09/2024 13:15

Race (12 Laps) started at 13:38:13



Competitors	Laps													
	0	1	2	3	4	5	6	7	8	9	10	11	12	
Lorn MURRAY (5)	1	5	21	21	21	21	147	147	147	147	147	147	147	21
Kieren PREEDY (21)	2	21	5	147	147	147	21	21	21	21	21	21	21	147
Gerry HENDRY (147)	3	147	147	5	5	5	5	68	68	68	68	68	68	68
Arran WARD (68)	4	68	68	68	68	68	68	5	5	5	5	5	83	83
Sophie KINGHORN (83)	5	83	83	83	83	83	83	83	83	83	83	83	5	99
Kenneth LEES (58)	6	58	58	58	58	58	58	58	58	58	58	58	58	58
Peter CRUICKSHANK (61)	7	61	61	61	61	61	99	99	99	99	99	99	99	7
Lucy HALES-MAVER (23)	8	23	35	35	99	99	7	7	7	7	7	7	7	61
Angus ROSS (17)	9	17	99	99	7	7	61	61	61	61	61	61	61	17
Andrew MACKIE (35)	10	35	17	7	17	17	17	17	17	17	17	17	17	30
Michael GORDON (30)	11	30	7	17	30	30	30	30	30	30	30	30	30	23
Stuart MURRAY (7)	12	7	23	30	23	23	23	23	23	23	23	23	23	35
James DICKIE (99)	13	99	30	23	35	35	35	35	35	35	35	35	35	35

Clerk of the Course

Orbits

Sig: Time :
 Chief Timerkeeper : Ian Sharp (SMART Timing)
 Results available at www.smart-timing.co.uk and www.speedhive.com
 Printed: 07/09/2024 13:55:38



motor sport UK

RACE WITH RESPECT



KMSC/SMRC Race meeting AC

Scottish Fiesta ST Cup

Knockhill AC 1.271 miles

Race 9 - 2nd Race - AMENDED GRID

07/09/2024 16:00

Race (12 Laps)

AMENDED GRID - No.83 moved to back of Grid

POLE POSITION

1	1 21 Kieren PREEDY	2 147 Gerry HENDRY
2	3 68 Arran WARD	4 99 James DICKIE
3	5 58 Kenneth LEES	6 7 Stuart MURRAY
4	7 61 Peter CRUICKSHANK	8 17 Angus ROSS
5	9 30 Michael GORDON	10 23 Lucy HALES-MAVER
6	11 35 Andrew MACKIE	12 5 Lorn MURRAY
7	13 83 Sophie KINGHORN	

Clerk of the Course

Orbits

Sig: _____ Time : _____
 Chief Timerkeeper : Ian Sharp (SMART Timing)
 Results available at www.smart-timing.co.uk and www.speedhive.com
 Printed: 07/09/2024 15:40:13



motor sport UK

RACE WITH RESPECT

**KMSC/SMRC Race meeting AC****Sorted on best lap time**

Super Lap Scotland

Knockhill AC 1.271 miles

Qualifying

07/09/2024 13:35

Practice (20:00 Time) started at 14:02:02

Pos	No.	Name	Make/Model	CC	Class	Laps	Best Tm	Diff	Best Speed	2nd Best
1	2	Andy FORREST	Radical SR1	2700	PX	6	52.255		87.584	1:02.482
2	101	Mark THOMSON	Radical SR8 RS	2400	PX	5	55.177	2.922	82.945	57.095
3	144	Donnie MacLEOD	Renault Clio 172	1998	D	15	57.391	5.136	79.746	57.442
4	10	Nev WOOD	Ariel Atom	2000	P	12	57.533	5.278	79.549	57.673
5	48	Rab JOBSON	Audi S3	2000	E	11	57.623	5.368	79.425	57.876
6	155	Adam KINDNESS	Mini Cooper S R53	1600S	D	11	58.170	5.915	78.678	58.433
7	15	Sean ROBERTSON	Mini Cooper S	1600	E	13	59.660	7.405	76.713	59.894
8	23	Andrew COWIE	Subaru Impreza	2100	E	12	59.967	7.712	76.320	59.971
9	37	Andrew SKINNER	Westfield Seiw	1800	D	17	1:00.886	8.631	75.168	1:01.438
10	33	Brian VERBARG	Honda EP3	2000	C	5	1:01.636	9.381	74.253	1:01.990
11	555	David CAPSTICK	Renault Clio RS197	2000	F	17	1:01.923	9.668	73.909	1:02.117
12	5	Alex MILNE	Renault Megane R26	1995	E	5	1:02.825	10.570	72.848	1:03.158
13	17	Marc THOMSON	Mini Cooper S R53	1600S	F	17	1:03.392	11.137	72.196	1:03.675
14	29	Carl WALKER	Renault Clio 172	2000	F	16	1:04.887	12.632	70.533	1:05.128
15	87	Gary MUIR	Audi TT	3189	F	7	1:09.559	17.304	65.796	1:10.701

Clerk of the Course

Orbits

Sig: Time :

Chief Timerkeeper : Ian Sharp (SMART Timing)

Results available at www.smart-timing.co.uk and www.speedhive.com

Printed: 07/09/2024 18:07:41

**RACE WITH RESPECT**

KMSC/SMRC Race meeting AC
Super Lap Scotland
Knockhill AC 1.271 miles
Qualifying
07/09/2024 13:35
Practice (20:00 Time) started at 14:02:02

Lap	Time of Day	Lap Tm	S1	S2	S3	S1Spd	SFSpd	Lap	Time of Day	Lap Tm	S1	S2	S3	S1Spd	SFSpd								
(2) Andy FORREST																							
1	14:04:59.852	1:22.455						1	14:03:36.006	1:15.373	24.862	30.221	20.290	61.7	37.2								
2	14:05:52.107	52.255						2	14:04:36.725	1:00.719	17.711	22.964	20.044	90.0	111.7								
3	14:07:07.316	1:15.209						3	14:05:36.764	1:00.039	17.851	22.081	20.107	88.4	110.6								
4	14:08:19.368	1:12.052						4	14:06:36.933	1:00.169	17.995	22.024	20.150	89.1	108.8								
5	14:09:21.850	1:02.482						5	14:09:21.655	2:44.722	19.859	23.456	2:01.407	80.0	107.7								
6	14:10:43.578	1:21.728						6	14:10:32.408	1:10.753	24.441	26.187	20.125	72.8	45.4								
(101) Mark THOMSON																							
1	14:03:55.570	1:18.529	26.009	29.590	22.930	77.2	32.2	7	14:11:35.465	1:03.057	17.926	23.040	22.091	89.8	109.3								
2	14:05:03.473	1:07.903	17.326	28.395	22.182	98.4	121.1	8	14:12:35.125	59.660	17.895	21.855	19.910	89.4	107.9								
3	14:06:00.661	57.188	15.903	22.637	18.648	110.2	128.3	9	14:13:35.372	1:00.247	18.102	22.059	20.086	88.2	108.4								
4	14:06:57.756	57.095	15.670	21.623	19.802	109.3	130.8	10	14:14:42.717	1:07.345	19.903	26.245	21.197	71.2	100.9								
5	14:07:52.933	55.177	15.545	21.462	18.170	110.2	129.3	11	14:15:42.611	59.894	17.826	22.033	20.035	88.9	108.8								
(23) Andrew COWIE																							
1	14:03:52.002	1:17.474	24.405	30.213	22.856			12	14:16:43.272	1:00.661	17.595	22.147	20.919	88.9	108.9								
2	14:05:08.813	1:16.811	19.413	30.686	26.712			13	14:17:44.133	1:00.861	17.916	22.474	20.471	87.7	107.9								
3	14:06:09.947	1:01.134	17.705	23.003	20.426			(144) Donnie MacLEOD															
4	14:07:11.332	1:01.385	17.840	22.824	20.721			1	14:03:44.634	1:19.331	24.743	29.933	24.655	69.4	32.2								
5	14:08:12.355	1:01.023	18.452	22.379	20.192			2	14:04:48.181	1:03.547	20.421	23.696	19.430	84.2	88.3								
6	14:09:12.991	1:00.636	17.786	22.889	19.961			3	14:05:49.807	1:01.626	16.921	24.417	20.288	97.0	117.1								
7	14:10:13.816	1:00.825	17.842	22.716	20.267			4	14:06:47.450	57.643	16.828	21.429	19.386	97.4	117.5								
8	14:11:15.940	1:02.124	18.577	22.428	21.119			5	14:07:46.836	59.386	16.984	22.113	20.289	97.0	117.9								
9	14:12:40.560	1:24.620	22.716	33.554	28.350			6	14:08:52.257	1:05.421	17.929	27.515	19.977	79.8	116.5								
10	14:13:50.191	1:09.631	20.671	27.719	21.241			7	14:09:50.304	58.047	17.064	21.761	19.222	96.6	117.3								
11	14:14:50.158	59.967	17.751	22.380	19.836			8	14:12:39.922	2:49.618	19.985	28.073	2:01.560	70.1	117.7								
12	14:15:50.129	59.971	17.912	22.226	19.833			9	14:13:55.352	1:15.430	24.782	31.093	19.555	66.4	42.3								
(37) Andrew SKINNER																							
1	14:03:22.544	1:16.738	24.739	29.478	22.521			10	14:14:52.886	57.534	16.919	21.340	19.275	96.4	117.5								
2	14:04:25.406	1:02.862	18.696	23.055	21.111			11	14:15:50.277	57.391	16.830	21.228	19.333	97.8	117.3								
3	14:05:27.554	1:02.148	18.023	23.092	21.033			12	14:17:05.343	1:15.066	20.713	25.726	28.627	84.2	117.7								
4	14:06:30.663	1:03.109	18.862	23.161	21.086			13	14:18:19.912	1:14.569	27.558	27.053	19.958	61.0	67.9								
5	14:07:32.101	1:01.438	17.683	22.603	21.152			14	14:19:33.840	1:13.928	20.702	33.351	19.875	63.7	117.3								
6	14:08:34.973	1:02.872	18.303	23.265	21.304			15	14:20:31.282	57.442	16.777	21.401	19.264	97.7	117.7								
7	14:09:50.532	1:15.559	21.219	26.791	27.549			(10) Nev WOOD															
8	14:10:57.275	1:06.743	20.806	24.992	20.945			1	14:03:50.335	1:17.539	24.590	29.874	23.075	67.2	37.3								
9	14:11:59.144	1:01.869	17.733	23.152	20.984			2	14:05:02.814	1:12.479	20.775	29.343	22.361	67.2	87.8								
10	14:13:15.355	1:16.211	21.649	29.595	24.967			3	14:06:03.327	1:00.513	15.428	23.982	21.103	115.3	140.7								
11	14:14:22.013	1:06.658	20.076	25.209	21.373			4	14:07:08.674	1:05.347	16.032	23.592	25.723	117.3	140.4								
12	14:15:23.460	1:01.447	17.920	22.753	20.774			5	14:08:21.869	1:13.195	23.285	28.275	21.635	66.4	70.0								
13	14:16:37.045	1:13.585	21.994	27.218	24.373			6	14:09:20.441	58.572	15.718	22.514	20.340	118.8	142.5								
14	14:17:49.870	1:12.825	23.131	27.835	21.859			7	14:10:18.533	58.092	16.053	23.016	19.023	111.1	137.5								
15	14:18:50.756	1:00.886	17.846	22.607	20.433			8	14:11:36.821	1:18.288	15.621	38.358	24.309	109.3	141.6								
16	14:20:00.011	1:09.255	20.647	27.391	21.217			9	14:12:38.918	1:02.097	17.553	23.921	20.623	98.1	114.3								
17	14:21:01.748	1:01.737	17.931	23.006	20.800			10	14:13:36.591	57.673	15.692	22.893	19.088	109.5	138.4								
(33) Brian VERBARG																							
1	14:03:33.508	1:20.295	25.835	31.373	23.087			11	14:14:34.124	57.533	15.837	23.065	18.631	115.9	140.1								
2	14:04:39.985	1:06.477	18.635	26.739	21.103			12	14:15:32.078	57.954	15.799	23.243	18.912	104.9	140.7								
3	14:05:41.621	1:01.636	17.970	23.833	19.833			(48) Rab JOBSON															
4	14:06:43.611	1:01.990	17.603	24.038	20.349			1	14:04:15.673	58.138	16.906	21.549	19.683	94.7	117.7								
5	14:07:46.379	1:02.768	17.889	24.584	20.295			2	14:05:20.513	1:04.840	17.168	21.181	26.491	92.7	114.9								
(555) David CAPSTICK																							
1	14:03:37.271	1:25.920	25.913	29.535	30.472			3	14:06:55.730	1:35.217	29.587	30.979	34.651	37.5	60.9								
2	14:04:51.455	1:14.184	23.421	26.204	24.559			4	14:08:23.687	1:27.957	30.447	38.290	19.220	35.0	57.9								
3	14:05:56.834	1:05.379	18.460	23.395	23.524			5	14:09:30.673	1:06.986	20.768	26.925	19.293	57.9	120.0								
4	14:07:01.471	1:04.637	18.420	23.528	22.689			6	14:10:28.549	57.876	16.802	21.801	19.273	95.5	120.7								
5	14:08:04.508	1:03.037	18.350	23.261	21.426			7	14:11:26.525	57.976	17.074	21.385	19.517	93.6	118.4								
6	14:09:07.309	1:02.801	18.296	23.170	21.335			8	14:12:24.545	58.020	17.016	21.532	19.472	93.7	117.3								
7	14:10:09.783	1:02.474	18.160	22.958	21.356			9	14:13:54.854	1:30.309	24.390	35.189	30.730	44.6	102.3								
8	14:11:46.319	1:36.536	24.676	41.143	30.717			10	14:15:17.827	1:22.973	31.346	32.081	19.546	33.3	55.7								
9	14:13:18.248	1:31.929	29.651	32.341	29.937			11	14:16:15.450	57.623	16.975	21.334	19.314	94.5	119.4								
10	14:14:51.081	1:32.833	26.799	40.645	25.389			(155) Adam KINDNESS															
11	14:16:02.939	1:11.858	23.010	26.981	21.867			1	14:04:03.768	1:20.800	23.022	31.386	26.392	50.6	32.5								
12	14:17:04.862	1:01.923	18.123	22.772	21.028			2	14:05:12.503	1:08.735	16.851	21.910	29.974	95.3	115.1								
13	14:18:06.979	1:02.117	18.348	22.593	21.176			3	14:06:27.756	1:15.253	25.097	29.605	20.551	52.0	59.9								
14	14:19:15.194	1:08.215	18.219	23.303	26.693			4	14:07:26.429	58.673	17.296	21.656	19.721	94.1	116.1								
15	14:20:45.540	1:30.346	27.238	34.407	28.701			5	14:08:24.862	58.433	17.035	21.780	19.618	94.9	11								



KMSC/SMRC Race meeting AC

Super Lap Scotland **Knockhill AC 1.271 miles**

Qualifying **07/09/2024 13:35**

Practice (20:00 Time) started at 14:02:02

Lap	Time of Day	Lap Tm	S1	S2	S3	S1Spd	SFSpd
1	14:03:20.529	1:18.126	26.391	29.764	21.971	61.0	32.5
2	14:04:23.687	1:03.158	18.020	23.928	21.210	87.7	108.4
3	14:05:26.512	1:02.825	18.392	23.559	20.874	87.5	109.5
4	14:06:32.730	1:06.218	21.099	23.963	21.156	87.2	106.2
5	14:07:36.020	1:03.290	18.318	23.763	21.209	86.8	109.8

(17) Marc THOMSON

1	14:03:31.032	1:14.721	23.717	28.282	22.722	72.4	33.7
2	14:04:35.057	1:04.025	19.055	23.441	21.529	84.7	103.7
3	14:05:42.047	1:06.990	20.941	23.670	22.379	84.3	100.2
4	14:07:02.201	1:20.154	23.768	30.148	26.238	58.0	82.1
5	14:08:07.175	1:04.974	19.395	23.780	21.799	84.5	90.9
6	14:09:13.060	1:05.885	19.503	24.084	22.298	81.7	103.7
7	14:10:45.749	1:32.689	22.942	38.449	31.298	58.5	91.3
8	14:11:55.586	1:09.837	23.079	24.824	21.934	80.8	49.2
9	14:12:59.411	1:03.825	18.634	23.681	21.510	84.3	104.0
10	14:14:32.598	1:33.187	24.490	34.149	34.548	55.3	98.8
11	14:15:58.179	1:25.581	29.076	34.592	21.913	49.5	55.4
12	14:17:02.999	1:04.820	18.956	24.243	21.621	85.9	105.5
13	14:18:18.683	1:15.684	23.920	29.326	22.438	65.3	93.3
14	14:19:22.358	1:03.675	19.076	23.168	21.431	84.6	104.5
15	14:20:44.174	1:21.816	23.447	35.928	22.441	50.5	105.0
16	14:21:47.566	1:03.392	18.859	23.183	21.350	85.8	104.5
17	14:23:06.800	1:19.234	22.539	34.386	22.309	60.2	104.9

(29) Carl WALKER

1	14:03:35.070	1:16.229	25.125	27.543	23.561	79.0	30.6
2	14:04:43.934	1:08.864	20.845	25.241	22.778	80.9	92.4
3	14:06:15.885	1:31.951	19.421	23.971	48.559	84.5	101.7
4	14:07:28.846	1:12.961	22.069	26.909	23.983	78.7	83.2
5	14:08:34.832	1:05.986	19.388	24.610	21.988	84.2	102.0
6	14:09:41.016	1:06.184	19.598	24.549	22.037	82.5	102.9
7	14:10:46.689	1:05.673	19.176	24.281	22.216	82.3	101.7
8	14:12:13.130	1:26.441	25.114	32.698	28.629	48.3	101.1
9	14:13:43.433	1:30.303	25.474	33.325	31.504	66.4	77.0
10	14:15:04.032	1:20.599	25.851	31.933	22.815	54.3	79.7
11	14:16:09.301	1:05.269	19.243	24.016	22.010	85.1	102.3
12	14:17:14.188	1:04.887	19.294	23.770	21.823	84.0	101.8
13	14:18:32.135	1:17.947	21.443	31.372	25.132	57.8	102.8
14	14:19:42.265	1:10.130	19.770	25.766	24.594	82.0	99.9
15	14:20:47.393	1:05.128	19.333	23.913	21.882	83.0	99.7
16	14:21:55.566	1:08.173	22.754	23.998	21.421	84.5	87.2

(87) Gary MUIR

1	14:03:29.268	1:20.365	25.487	31.080	23.798	63.9	35.0
2	14:04:40.672	1:11.404	21.087	27.260	23.057	70.1	97.5
3	14:06:08.712	1:28.040	26.694	33.745	27.601	61.7	82.3
4	14:07:19.413	1:10.701	20.728	27.291	22.682	81.9	98.5
5	14:08:31.515	1:12.102	21.323	27.620	23.159	82.4	95.5
6	14:09:56.594	1:25.079	28.030	33.295	23.754	59.8	93.2
7	14:11:06.153	1:09.559	20.066	26.862	22.631	84.4	103.2

Clerk of the Course Orbits

Sig: Time :
 Chief Timerkeeper : Ian Sharp (SMART Timing)
 Results available at www.smart-timing.co.uk and www.speedhive.com
 Printed: 07/09/2024 14:27:36



BSC BRITISH SPRINT



Round 16 - Knockhill - Anti-Clockwise

Sprint

No.	Name	Make	Timed 1 Finish	Timed 2 Intermediate	Flying Lap	Timed 2 Finish	Best
12	Chris JONES	Force TA	94.95	43.15	49.13	92.28	92.28
48	Stewart ROBB	Pilbeam MP88-GV5	92.44	43.92	48.73	92.65	92.44
1	Pete GOULDING	Mygale FF2000	95.21	43.28	49.17	92.45	92.45
3	Stephen MILES	Van Diemen RF96	94.78	43.04	49.99	93.03	93.03
4	John LOUDON	Force TA	98.99	44.28	50.67	94.95	94.95
156	Stephen MALLET	Radical PR6	101.28	46.73	52.74	99.47	99.47
15	Graham PORRETT	Mygale SJ12	121.82	48.89	56.39	105.28	105.28
756	Richard MALLET	Radical PR6	119.65	54.66	60.65	115.31	115.31
14	Anthony BROWN	Audi TT	135.32	62.48	72.92	135.40	135.32



Scottish Motorsports Automatic Race Timing





Sprint No.	Name	Make	Timed 1 Finish	Timed 2 Intermediate	Flying Lap	Timed 2 Finish	Best
25	David SMITH	Westfield Sport 250	117.45	50.64	58.13	108.77	108.77
9	Steve ARKLEY	Westfield Megabusa	111.85	51.29	58.23	109.52	109.52
70	Michael SKIDMORE	Westfield Seiw	118.83	53.50	59.17	112.67	112.67
57	Mick DENT	Westfield Megabusa	116.92	52.88	61.43	114.31	114.31
22	Harry MOODY	Westfield Megabusa	121.33	55.58	64.75	120.33	120.33



Scottish Motorsports Automatic Race Timing



**KMSC/SMRC Race meeting AC****Sorted on Laps**

Scottish Legends Championship

Knockhill AC 1.271 miles

Race 5 - Heat 2 - AMENDED RESULT

07/09/2024 14:20

Race (11 Laps) started at 14:57:14

Pos	No.	Name	Make/Model	CC	Class	Laps	Total Tm	Diff	Best Tm	In Lap	2nd Best
1	8	Ben MASON	Legend Coupe	1250	L T	11	17:45.493		58.052	7	58.330
2	85	Mark BEATY	Legend Coupe	1250	L	11	17:47.652	2.159	58.541	7	58.597
3	77	Michael WEDDELL	Legend Coupe	1250	L R	11	17:49.822	4.329	58.333	8	58.437
4	24	Matthew PAPE	Legend Coupe	1250	L	11	17:49.925	4.432	58.378	9	58.390
5	14	Daniel CLARK	Legend Coupe	890	L	11	17:50.135	4.642	58.516	7	58.545
6	71	Ryan McLEISH	Ford Coupe	1250	L	11	18:03.434	17.941	59.701	11	59.886
7	35	Neil SHENTON	Legend Coupe	1250	L	11	18:03.495	18.002	1:00.341	7	1:00.444
8	15	Elby CLARK	Legend Coupe	890	L	11	18:04.018	18.525	59.208	11	1:00.434
9	28	David ALLAN	Legend Coupe	890	L	11	18:04.960	19.467	59.949	11	1:00.433
10	55	Stuart McANDREW	Legend Coupe	1250	L	11	18:06.145	20.652	1:00.715	9	1:01.375
11	27	Grant HUNTER	Legend Coupe	890	L R	11	18:06.645	21.152	59.927	11	1:00.231
12	4	Simon GRIFFITHS	Legend Coupe	1250	Gue	11	18:12.442	26.949	1:00.657	11	1:00.843
13	21	Mark MULHOLLAND	Legend Coupe	1250	L R	11	18:14.346	28.853	1:00.850	6	1:01.090
14	17	Billy WAIT	Legend Coupe	1250	L	11	18:15.038	29.545	1:01.547	11	1:01.863
15	282	Grant DAVISON	Legend Coupe	890	L	11	18:15.090	29.597	1:00.047	9	1:00.767
16	6	Gary ATKINSON	Legend Sedan-Van	899	L R	11	18:17.536	32.043	1:01.853	6	1:01.983
17	95	Maxim POPELYUSHKO	Legend Coupe	850	L	11	18:18.783	33.290	1:01.302	6	1:01.342
18	53	Stuart ROBERTSON	Legend Coupe	850	L	11	18:19.712	34.219	1:01.908	10	1:02.232
19	30	Mark FRENCH	Legend Coupe	1250	L	11	18:19.737	34.244	1:01.470	10	1:01.501
20	5	Christopher WALLACE	Legend Coupe	1250	L R	11	18:19.873	34.380	1:02.103	6	1:02.984
21	66	Alastair CALDERWOOD	Legend Sedan	1250	L	11	18:39.421	53.928	1:05.170	10	1:05.333
22	333	Bill READ	Legend Coupe	890	L	11	18:40.843	55.350	1:00.570	8	1:01.581
23	733	Keith ATKINSON	Legend Coupe	1250	Gue	11	18:41.823	56.330	1:05.014	11	1:05.371
Not classified											
DNF	9	Colin ATKINSON	Legend Coupe	899	L	6	13:01.950	DNF	1:01.420	6	1:34.310
DNF	10	Ross HODGSON	Legend Coupe	1300	L R			DNF		0	
DQ	52	Stewart BLACK	Legend Coupe	1250	L	11	17:49.522	DQ	57.937	9	58.070

Announcements

Race distance increased to 11 Laps - 4 Laps completed behind the Safety Car
 AMENDED RESULT 16:30 - Car No.52 Disqualified - Not complying with flag signals (Black & Orange)

Margin of Victory	Avg. Speed	Best Lap Tm	Best Speed	Best Lap by
2.159	47.249	58.052	78.838	8 - Ben MASON

Clerk of the Course	Orbits
---------------------	--------

Sig: Time :
 Chief Timerkeeper : Ian Sharp (SMART Timing)
 Results available at www.smart-timing.co.uk and www.speedhive.com





KMSC/SMRC Race meeting AC

Scottish Legends Championship

Knockhill AC 1.271 miles

Race 5 - Heat 2 - AMENDED RESULT

07/09/2024 14:20

Race (11 Laps) started at 14:57:14

Lap	Time of Day	Lap Tm	S1	S2	S3	S1Spd	SFSpd	Lap	Time of Day	Lap Tm	S1	S2	S3	S1Spd	SFSpd
(8) Ben MASON								(35) Neil SHENTON							
1	14:58:39.715	1:20.377	18.739	25.069	36.569	94.8	83.4	8	15:12:18.329	59.969	17.605	22.381	19.983	94.5	113.7
2	15:01:23.705	2:43.990	39.220	1:06.038	58.732	30.0	34.1	9	15:13:18.555	1:00.226	17.800	22.377	20.049	93.5	112.2
3	15:03:58.651	2:34.946	41.172	55.110	58.664	34.8	32.5	10	15:14:18.441	59.886	17.421	22.335	20.130	93.2	110.4
4	15:06:40.472	2:41.821	44.435	59.480	57.906	29.9	29.7	11	15:15:18.142	59.701	17.316	21.462	20.923	93.3	109.8
5	15:09:09.189	2:28.717	56.742	1:04.300	27.675	20.5	29.1	(15) Elby CLARK							
6	15:10:08.249	59.060	17.092	22.237	19.731	94.5	106.9	1	14:58:51.921	1:30.978					
7	15:11:06.301	58.052	17.185	21.395	19.472	93.1	109.3	2	15:01:42.127	2:50.206					
8	15:12:04.631	58.330	17.237	21.381	19.712	91.7	112.0	3	15:04:20.150	2:38.023					
9	15:13:03.206	58.575	17.216	21.566	19.793	91.8	108.1	4	15:06:58.568	2:38.418					
10	15:14:01.711	58.505	17.223	21.525	19.757	91.8	107.7	5	15:09:13.785	2:15.217					
11	15:15:00.201	58.490	17.128	21.436	19.926	92.3	108.4	6	15:10:14.308	1:00.523					
(85) Mark BEATY								7	15:11:14.649	1:00.341					
1	14:58:39.181	1:20.153	18.230	24.990	36.933	91.6	82.8	8	15:12:15.697	1:01.048					
2	15:01:22.446	2:43.265	38.559	1:05.993	58.713	30.0	37.6	9	15:13:16.141	1:00.444					
3	15:03:57.468	2:35.022	40.754	55.803	58.465	37.6	31.7	10	15:14:17.088	1:00.947					
4	15:06:39.372	2:41.904	44.385	59.427	58.092	30.2	30.5	11	15:15:18.203	1:01.115					
5	15:09:08.716	2:29.344	56.722	1:05.084	27.538	23.1	27.4	(15) Elby CLARK							
6	15:10:07.730	59.014	17.419	21.902	19.693	91.3	105.8	1	14:58:53.193	1:32.486	18.882	33.005	40.599	93.6	71.8
7	15:11:06.271	58.541	17.354	21.512	19.675	90.8	108.1	2	15:01:44.602	2:51.409	36.633	1:10.731	1:04.045	28.7	32.5
8	15:12:05.413	59.142	17.406	22.029	19.707	94.4	107.4	3	15:04:21.723	2:37.121	33.770	56.756	1:06.595	37.2	29.7
9	15:13:04.010	58.597	17.278	21.537	19.782	91.7	108.9	4	15:07:00.458	2:38.735	36.114	1:00.803	1:01.818	31.3	30.6
10	15:14:02.881	58.871	17.332	21.641	19.898	91.1	108.6	5	15:09:14.434	2:13.976	51.049	58.178	24.749	17.8	37.9
11	15:15:02.360	59.479	17.698	21.690	20.091	89.7	108.1	6	15:10:15.719	1:01.285	17.816	23.066	20.403	94.7	110.0
(77) Michael WEDDELL								7	15:11:17.446	1:01.727	17.841	22.875	21.011	93.5	112.2
1	14:58:43.044	1:23.753	19.153	27.651	36.949	94.7	83.7	8	15:12:17.979	1:00.533	17.887	22.350	20.296	93.7	110.0
2	15:01:28.888	2:45.844	38.914	1:06.157	1:00.773	29.3	39.2	9	15:13:19.084	1:01.105	17.708	22.661	20.736	93.7	111.1
3	15:04:03.805	2:34.917	38.717	55.845	1:00.355	31.8	30.3	10	15:14:19.518	1:00.434	17.661	22.350	20.423	94.1	111.3
4	15:06:46.015	2:42.210	42.463	1:00.237	59.510	31.8	40.5	11	15:15:18.726	59.208	17.412	21.822	19.974	92.6	110.2
5	15:09:11.163	2:25.148	53.841	1:03.459	27.848	22.5	37.0	(28) David ALLAN							
6	15:10:11.034	59.871	17.729	21.904	20.238	93.2	107.9	1	14:58:54.372	1:33.270			40.886		71.2
7	15:11:09.471	58.437	17.304	21.525	19.608	90.0	110.2	2	15:01:46.648	2:52.276	36.105	1:11.302	1:04.869	27.8	33.9
8	15:12:07.804	58.333	17.219	21.435	19.679	92.9	109.7	3	15:04:23.818	2:37.170	32.365	57.118	1:07.687	36.2	34.8
9	15:13:06.670	58.866	17.451	21.699	19.716	91.4	109.1	4	15:07:02.160	2:38.342	34.896	1:01.161	1:02.285	29.4	43.2
10	15:14:05.543	58.873	17.524	21.719	19.630	91.9	108.9	5	15:09:14.850	2:12.690	50.100	58.095	24.495	17.6	51.1
11	15:15:04.530	58.987	17.262	21.902	19.823	91.4	111.8	6	15:10:15.946	1:01.096	17.563	23.313	20.220	20.220	110.7
(24) Matthew PAPE								7	15:11:17.692	1:01.746			20.841		113.4
1	14:58:46.365	1:26.021	18.589	29.053	38.379	96.3	76.2	8	15:12:18.247	1:00.555	17.981	22.361	20.213	112.6	112.6
2	15:01:33.259	2:46.894	37.627	1:08.689	1:00.578	29.0	40.1	9	15:13:19.286	1:01.039			20.397	113.2	113.2
3	15:04:10.517	2:37.258	37.275	56.667	1:03.316	36.6	35.1	10	15:14:19.719	1:00.433	17.691	22.476	20.266	112.8	112.8
4	15:06:49.705	2:39.188	39.037	1:00.357	59.794	27.9	41.7	11	15:15:19.668	59.949	17.775	22.047	20.127	111.1	111.1
5	15:09:12.097	2:22.392	54.478	1:01.588	26.326	22.4	32.1	(55) Stuart McANDREW							
6	15:10:11.690	59.593	17.322	22.405	19.866	92.9	109.1	1	14:58:41.879	1:22.965	19.019	27.172	36.774	91.8	82.1
7	15:11:10.261	58.571	17.486	21.441	19.644	91.4	110.7	2	15:01:26.989	2:45.110	38.802	1:06.762	59.546	27.8	36.2
8	15:12:09.089	58.828	17.694	21.597	19.537	91.8	110.4	3	15:04:01.813	2:34.824	39.809	55.914	59.101	30.2	35.0
9	15:13:07.467	58.378	17.203	21.439	19.736	92.8	111.5	4	15:06:43.935	2:42.122	43.524	1:00.125	58.473	28.6	28.3
10	15:14:05.857	58.390	17.111	21.673	19.606	93.2	110.0	5	15:09:10.616	2:26.681	55.138	1:03.789	27.754	20.3	32.2
11	15:15:04.633	58.776	17.305	21.796	19.675	93.3	111.1	6	15:10:12.426	1:01.810	18.279	23.316	20.215	90.4	106.0
(14) Daniel CLARK								7	15:11:14.146	1:01.720	18.205	22.568	20.947	92.2	110.4
1	14:58:44.248	1:24.659	18.992	28.215	37.452	89.1	84.9	8	15:12:16.044	1:01.898	18.114	23.201	20.583	89.5	106.9
2	15:01:30.442	2:46.194	38.608	1:07.158	1:00.428	29.2	37.5	9	15:13:16.759	1:00.715	17.953	22.463	20.299	90.4	108.1
3	15:04:06.318	2:35.876	38.339	56.413	1:01.124	34.9	29.7	10	15:14:19.478	1:02.719	18.619	22.808	21.292	89.0	108.6
4	15:06:47.560	2:41.242	41.625	1:00.063	59.554	29.1	39.3	11	15:15:20.853	1:01.375	18.244	22.614	20.517	93.1	107.0
5	15:09:11.258	2:23.698	54.856	1:02.023	26.819	23.7	31.0	(27) Grant HUNTER							
6	15:10:10.675	59.417	17.311	22.023	20.083	94.0	110.9	1	14:58:58.015	1:36.133	19.031	35.206	41.896	95.1	68.4
7	15:11:09.191	58.516	16.956	21.817	19.743	93.2	109.8	2	15:01:52.842	2:54.827	35.109	1:12.493	1:07.225	30.6	46.1
8	15:12:07.746	58.555	17.168	21.538	19.849	93.3	109.5	3	15:04:30.670	2:37.828	29.489	57.086	1:11.253	39.9	45.9
9	15:13:06.661	58.915	17.555	21.436	19.924	95.5	108.8	4	15:07:06.593	2:35.923	30.839	1:02.325	1:02.759	29.3	45.8
10	15:14:06.298	59.637	18.000	22.078	19.559	94.4	108.1	5	15:09:15.741	2:09.148	49.002	56.718	23.428	17.7	49.5
11	15:15:04.843	58.545	17.135	21.799	19.611	95.3	112.0	6	15:10:17.025	1:01.284	17.737	22.918	20.629	90.0	110.7
(71) Ryan McLEISH								7	15:11:18.159	1:01.134	18.139	22.383	20.612	92.4	114.7
1	14:58:48.915	1:29.033	18.872	30.881	39.280	94.5	84.6	8	15:12:20.835	1:02.676	18.262	22.960	21.454	94.7	112.0
2	15:01:37.279	2:48.364	36.879	1:09.233	1:02.252	30.4	40.7	9	15:13:21.195	1:00.360	17.949	22.316	20.095	92.7	108.6
3	15:04:14.476	2:37.197	35.081	56.623	1:05.493	37.0	34.4	10	15:14:21.426	1:00.231	17.967	22.185	20.079	92.9	110.4
4	15:06:52.422	2:37.946	37.357	1:00.045	1:00.544	28.3	44.0	11	15:15:21.353	59.927	17.748	22.051	20.128	93.9	110.2
5	15:09:12.467	2:20.045	53.927	1:00.610	25.508	21.3	35.7	(4) Simon GRIFFITHS							
6	15:10:12.638	1:00.171	17.675	22.537	19.959	94.0	107.5	1	14:59:02.269	1:39.942	20.061	36.906	42.975	92.9	61.1
7	15:11:18.360	1:05.722	17.398	22.386	25.938	93.2	114.3	2	15:01:58.856	2:56.587	34.733	1:12.871	1:08.983	26.0	47.7
								3	15:04:38.069	2:39.213	27.156	57.896	1:1		



KMSC/SMRC Race meeting AC

Scottish Legends Championship

Knockhill AC 1.271 miles

Race 5 - Heat 2 - AMENDED RESULT

07/09/2024 14:20

Race (11 Laps) started at 14:57:14

Lap	Time of Day	Lap Tm	S1	S2	S3	S1Spd	SFSpd	Lap	Time of Day	Lap Tm	S1	S2	S3	S1Spd	SFSpd
(21) Mark MULHOLLAND															
1	14:58:59.106	1:36.996	20.155	34.863	41.978	93.9		1	14:59:04.599	1:42.616	20.215	37.596	44.805	91.3	59.0
2	15:01:54.683	2:55.577	35.007	1:12.710	1:07.860	33.6	50.1	2	15:02:02.433	2:57.834	32.691	1:13.800	1:11.343	29.4	49.2
3	15:04:32.968	2:38.285	29.225	56.600	1:12.460	35.7	47.1	3	15:04:40.589	2:38.156	24.442	58.144	1:15.570	32.5	54.9
4	15:07:09.079	2:36.111	29.463	1:02.675	1:03.973	31.9	56.5	4	15:07:15.707	2:35.118	25.648	1:04.349	1:05.121	25.2	56.7
5	15:09:16.565	2:07.486	48.212	55.946	23.328	19.7	57.6	5	15:09:18.793	2:03.086	45.203	54.855	23.028	16.8	56.0
6	15:10:17.415	1:00.850	17.244	23.178	20.428	94.3	111.1	6	15:10:21.630	1:02.837	18.156	23.666	21.015	91.8	107.5
7	15:11:21.289	1:03.874	19.279	23.657	20.938	86.7	114.3	7	15:11:24.812	1:03.182	18.157	23.778	21.247	90.8	107.5
8	15:12:22.379	1:01.090	17.562	22.863	20.665	91.4	111.1	8	15:12:27.874	1:03.062	18.186	23.870	21.006	91.6	107.5
9	15:13:23.886	1:01.507	17.692	23.037	20.778	92.2	109.3	9	15:13:30.106	1:02.232	18.155	22.978	21.099	91.4	109.7
10	15:14:26.394	1:02.508	18.399	22.980	21.129	90.4	109.1	10	15:14:32.014	1:01.908	17.756	23.211	20.941	91.6	107.7
11	15:15:29.054	1:02.660	18.078	23.710	20.872	90.4	109.3	11	15:15:34.420	1:02.406	17.896	23.334	21.176	91.3	107.9
(30) Mark FRENCH															
1	14:59:08.438	1:44.493	20.031	38.448	46.014	91.6	58.9	1	14:59:08.438	1:44.493	20.031	38.448	46.014	91.6	58.9
2	15:02:08.798	3:00.360	31.815	1:15.212	1:13.333	30.3	41.6	2	15:02:08.798	3:00.360	31.815	1:15.212	1:13.333	30.3	41.6
3	15:04:46.039	2:37.241	22.749	56.628	1:17.864	48.4	51.0	3	15:04:46.039	2:37.241	22.749	56.628	1:17.864	48.4	51.0
4	15:07:20.367	2:34.328	23.639	1:06.114	1:04.575	33.8	54.3	4	15:07:20.367	2:34.328	23.639	1:06.114	1:04.575	33.8	54.3
5	15:09:21.065	2:00.698	44.844	52.978	22.876	16.6	45.7	5	15:09:21.065	2:00.698	44.844	52.978	22.876	16.6	45.7
6	15:10:22.566	1:01.501	18.109	23.073	20.319	92.4	108.2	6	15:10:22.566	1:01.501	18.109	23.073	20.319	92.4	108.2
7	15:11:26.724	1:04.158	18.108	24.018	22.032	90.0	106.0	7	15:11:26.724	1:04.158	18.108	24.018	22.032	90.0	106.0
8	15:12:28.777	1:02.053	18.263	23.194	20.596	90.9	105.5	8	15:12:28.777	1:02.053	18.263	23.194	20.596	90.9	105.5
9	15:13:31.408	1:02.631	17.927	23.041	21.663	90.9	107.5	9	15:13:31.408	1:02.631	17.927	23.041	21.663	90.9	107.5
10	15:14:32.878	1:01.470	17.987	23.127	20.356	90.3	106.5	10	15:14:32.878	1:01.470	17.987	23.127	20.356	90.3	106.5
11	15:15:34.445	1:01.567	18.027	22.851	20.689	90.2	107.9	11	15:15:34.445	1:01.567	18.027	22.851	20.689	90.2	107.9
(5) Christopher WALLACE															
1	14:58:45.319	1:26.182	19.095	29.045	38.042	91.4	80.6	1	14:58:45.319	1:26.182	19.095	29.045	38.042	91.4	80.6
2	15:01:31.932	2:46.613	37.939	1:07.632	1:01.042	29.3	41.5	2	15:01:31.932	2:46.613	37.939	1:07.632	1:01.042	29.3	41.5
3	15:04:08.377	2:36.445	37.764	56.252	1:02.429	36.5	32.1	3	15:04:08.377	2:36.445	37.764	56.252	1:02.429	36.5	32.1
4	15:06:48.510	2:40.133	40.179	1:00.331	59.623	27.8	45.6	4	15:06:48.510	2:40.133	40.179	1:00.331	59.623	27.8	45.6
5	15:09:11.999	2:23.489	54.620	1:02.061	26.808	23.3	31.9	5	15:09:11.999	2:23.489	54.620	1:02.061	26.808	23.3	31.9
6	15:10:14.102	1:02.103	18.110	23.189	20.804	91.3	106.7	6	15:10:14.102	1:02.103	18.110	23.189	20.804	91.3	106.7
7	15:11:17.086	1:02.984	18.364	23.005	21.615	89.7	108.2	7	15:11:17.086	1:02.984	18.364	23.005	21.615	89.7	108.2
8	15:12:20.883	1:03.797	18.397	23.754	21.646	88.8	104.7	8	15:12:20.883	1:03.797	18.397	23.754	21.646	88.8	104.7
9	15:13:25.023	1:04.140	19.117	23.513	21.510	87.5	103.2	9	15:13:25.023	1:04.140	19.117	23.513	21.510	87.5	103.2
10	15:14:30.054	1:05.031	19.123	24.624	21.284	86.6	101.5	10	15:14:30.054	1:05.031	19.123	24.624	21.284	86.6	101.5
11	15:15:34.581	1:04.527	18.548	23.409	22.570	86.5	101.4	11	15:15:34.581	1:04.527	18.548	23.409	22.570	86.5	101.4
(66) Alastair CALDERWOOD															
1	14:59:05.728	1:44.068	20.302	38.518	45.248	88.8	66.1	1	14:59:05.728	1:44.068	20.302	38.518	45.248	88.8	66.1
2	15:02:04.121	2:58.393	32.235	1:14.608	1:11.550	28.6	47.1	2	15:02:04.121	2:58.393	32.235	1:14.608	1:11.550	28.6	47.1
3	15:04:42.263	2:38.142	24.369	57.519	1:16.254	38.8	51.8	3	15:04:42.263	2:38.142	24.369	57.519	1:16.254	38.8	51.8
4	15:07:17.238	2:34.975	25.398	1:04.884	1:04.693	30.4	53.9	4	15:07:17.238	2:34.975	25.398	1:04.884	1:04.693	30.4	53.9
5	15:09:20.025	2:02.787	45.279	53.908	23.600	16.9	57.4	5	15:09:20.025	2:02.787	45.279	53.908	23.600	16.9	57.4
6	15:10:25.849	1:05.824	19.111	25.056	21.657	87.7	104.4	6	15:10:25.849	1:05.824	19.111	25.056	21.657	87.7	104.4
7	15:11:31.468	1:05.619	19.066	24.702	21.851	86.0	102.5	7	15:11:31.468	1:05.619	19.066	24.702	21.851	86.0	102.5
8	15:12:36.860	1:05.392	18.897	24.863	21.632	88.3	103.4	8	15:12:36.860	1:05.392	18.897	24.863	21.632	88.3	103.4
9	15:13:43.626	1:06.766	18.802	24.467	23.497	87.7	102.0	9	15:13:43.626	1:06.766	18.802	24.467	23.497	87.7	102.0
10	15:14:48.796	1:05.470	19.125	24.302	21.743	87.4	99.4	10	15:14:48.796	1:05.470	19.125	24.302	21.743	87.4	99.4
11	15:15:54.129	1:05.333	19.024	24.631	21.678	86.3	101.2	11	15:15:54.129	1:05.333	19.024	24.631	21.678	86.3	101.2
(333) Bill READ															
1	14:58:50.194	1:31.014	19.383	32.036	39.595	91.3	83.6	1	14:58:50.194	1:31.014	19.383	32.036	39.595	91.3	83.6
2	15:01:38.731	2:48.537	36.258	1:09.252	1:03.027	30.6	36.5	2	15:01:38.731	2:48.537	36.258	1:09.252	1:03.027	30.6	36.5
3	15:04:15.737	2:37.006	34.242	57.251	1:05.513	38.0	38.3	3	15:04:15.737	2:37.006	34.242	57.251	1:05.513	38.0	38.3
4	15:06:53.905	2:38.168	37.254	1:00.708	1:00.206	27.2	40.0	4	15:06:53.905	2:38.168	37.254	1:00.708	1:00.206	27.2	40.0
5	15:09:13.676	2:19.771	53.860	1:00.089	25.822	20.2	38.5	5	15:09:13.676	2:19.771	53.860	1:00.089	25.822	20.2	38.5
6	15:10:15.257	1:01.581	18.068	23.216	20.297	94.0	108.9	6	15:10:15.257	1:01.581	18.068	23.216	20.297	94.0	108.9
7	15:11:17.042	1:01.785	17.562	23.345	20.878	93.2	111.8	7	15:11:17.042	1:01.785	17.562	23.345	20.878	93.2	111.8
8	15:12:17.612	1:00.570	17.771	22.600	20.199	92.9	109.7	8	15:12:17.612	1:00.570	17.771	22.600	20.199	92.9	109.7
9	15:13:51.697	1:34.085	17.696	22.786	53.603	93.5	110.2	9	15:13:51.697	1:34.085	17.696	22.786	53.603	93.5	110.2
10	15:14:53.686	1:01.989	18.720	22.722	20.547	88.3	95.9	10	15:14:53.686	1:01.989	18.720	22.722	20.547	88.3	95.9
11	15:15:55.551	1:01.865	17.594	23.278	20.993	93.1	107.5	11	15:15:55.551	1:01.865	17.594	23.278	20.993	93.1	107.5
(733) Keith ATKINSON															
1	14:59:10.607	1:46.610	21.576	38.352	46.682	90.2	52.8	1	14:59:10.607	1:46.610	21.576	38.352	46.682	90.2	52.8
2	15:02:11.614	3:01.007	30.603	1:16.177	1:14.227	30.1	42.7	2	15:02:11.614	3:01.007	30.603	1:16.177	1:14.227	30.1	42.7
3	15:04:48.116	2:36.502	22.658	56.009	1:17.835	60.8	50.8	3	15:04:48.116	2:36.502	22.658	56.009	1:17.835	60.8	50.8
4	15:07:22.114	2:33.998	23.867	1:05.550	1:04.581	41.4	55.8	4	15:07:22.114	2:33.998	23.867	1:05.550	1:04.581	41.4	55.8
5	15:09:23.093	2:00.979	44.725	52.536	23.718	15.0	52.1	5	15:09:23.093	2:00.979	44.725	52.536	23.718	15.0	52.1
6	15:10:28.464	1:05.371	19.312												



KMSC/SMRC Race meeting AC

Scottish Legends Championship

Knockhill AC 1.271 miles

Race 5 - Heat 2

07/09/2024 14:20

Race (11 Laps) started at 14:57:14

Lap	Time of Day	Lap Tm	S1	S2	S3	S1Spd	SFSpd	Lap	Time of Day	Lap Tm	S1	S2	S3	S1Spd	SFSpd
9	15:13:51.697	1:34.085	17.696	22.786	53.603	93.5	110.2								
10	15:14:53.686	1:01.989	18.720	22.722	20.547	88.3	95.9								
11	15:15:55.551	1:01.865	17.594	23.278	20.993	93.1	107.5								



(733) Keith ATKINSON

1	14:59:10.607	1:46.610	21.576	38.352	46.682	90.2	52.8
2	15:02:11.614	3:01.007	30.603	1:16.177	1:14.227	30.1	42.7
3	15:04:48.116	2:36.502	22.658	56.009	1:17.835	60.8	50.8
4	15:07:22.114	2:33.998	23.867	1:05.550	1:04.581	41.4	55.8
5	15:09:23.093	2:00.979	44.725	52.536	23.718	15.0	52.1
6	15:10:28.464	1:05.371	19.312	24.219	21.840	89.5	96.8
7	15:11:34.952	1:06.488	19.669	24.934	21.885	90.6	82.4
8	15:12:40.560	1:05.608	19.045	24.644	21.919	89.0	103.7
9	15:13:46.057	1:05.497	18.299	24.361	22.837	89.7	105.0
10	15:14:51.517	1:05.460	18.707	24.873	21.880	89.8	99.4
11	15:15:56.531	1:05.014	18.294	24.445	22.275	89.7	105.3

(9) Colin ATKINSON

1	14:58:55.566	1:34.310	18.773	34.441	41.096	94.4	71.3
2	15:01:48.828	2:53.262	35.758	1:12.073	1:05.431	27.2	36.8
3	15:04:27.106	2:38.278	31.091	57.492	1:09.695	38.0	37.5
4	15:07:04.546	2:37.440	32.745	1:01.596	1:03.099	29.1	46.8
5	15:09:15.238	2:10.692	48.711	57.614	24.367	16.8	45.5
6	15:10:16.658	1:01.420	17.782	23.167	20.471	93.9	109.8

Clerk of the Course

Orbits

Sig: Time :
 Chief Timerkeeper : Ian Sharp (SMART Timing)
 Results available at www.smart-timing.co.uk and www.speedhive.com
 Printed: 07/09/2024 15:21:54





KMSC/SMRC Race meeting AC

Lapchart

Scottish Legends Championship

Knockhill AC 1.271 miles

Race 5 - Heat 2

07/09/2024 14:20

Race (11 Laps) started at 14:57:14

Competitors	Laps												
	0	1	2	3	4	5	6	7	8	9	10	11	
Stuart McANDREW (55)	1	55	85	85	85	85	85	85	85	8	8	8	8
Mark BEATY (85)	2	85	8	8	8	8	8	8	8	85	85	85	85
Christopher WALLACE (5)	3	5	6	6	6	6	6	14	14	14	52	52	52
Bill READ (333)	4	333	55	55	55	55	55	77	77	77	14	77	77
Gary ATKINSON (6)	5	6	77	77	77	77	77	6	24	52	77	24	24
Michael WEDDELL (77)	6	77	14	14	14	14	14	24	52	24	24	14	14
Ben MASON (8)	7	8	5	5	5	5	5	52	55	35	35	35	71
Daniel CLARK (14)	8	14	24	24	24	24	24	55	35	55	55	71	35
Ryan McLEISH (71)	9	71	52	52	52	52	52	71	333	333	71	55	15
Stewart BLACK (52)	10	52	71	71	71	71	71	5	5	15	15	15	28
Matthew PAPE (24)	11	24	333	333	333	333	333	35	15	28	28	28	55
Elby CLARK (15)	12	15	35	35	35	35	35	333	28	71	27	27	27
Neil SHENTON (35)	13	35	15	15	15	15	15	15	27	27	21	21	4
David ALLAN (28)	14	28	28	28	28	28	28	28	71	5	5	4	21
Colin ATKINSON (9)	15	9	9	9	9	9	9	9	6	21	4	17	17
Maxim POPELYUSHKO (95)	16	95	95	95	95	95	95	95	21	6	6	6	282
Alastair CALDERWOOD (66)	17	66	27	27	27	27	27	27	17	17	17	282	6
Grant HUNTER (27)	18	27	21	21	21	21	21	21	4	4	282	5	95
Stuart ROBERTSON (53)	19	53	17	17	17	17	17	4	53	282	53	53	53
Mark MULHOLLAND (21)	20	21	4	4	4	4	4	17	282	53	95	95	30
Simon GRIFFITHS (4)	21	4	53	53	53	53	53	53	95	95	30	30	5
Grant DAVISON (282)	22	282	66	66	66	66	66	282	30	30	66	66	66
Billy WAIT (17)	23	17	282	282	282	282	282	30	66	66	733	733	333
Mark FRENCH (30)	24	30	30	30	30	30	30	66	733	733	333	333	733
Keith ATKINSON (733)	25	733	733	733	733	733	733	733					
-	26												

Clerk of the Course

Orbits

Sig: _____ Time : _____
 Chief Timerkeeper : Ian Sharp (SMART Timing)
 Results available at www.smart-timing.co.uk and www.speedhive.com





Bulletin No. _____

KMSC/SMRC Race meeting AC**Sorted on Laps**

Scottish C1 Cup

Knockhill AC 1.271 miles

Race 6 - 2nd Race - AMENDED RESULT

07/09/2024 14:40

Race (10 Laps) started at 15:23:01

Pos	No.	Name	Make/Model	CC	Class	Laps	Total Tm	Diff	Best Tm	In Lap	2nd Best
1	99	Dan MARTIN	Citroen C1	1000	C1	10	12:08.800		1:11.448	10	1:11.553
2	27	James HITCHEN	Citroen C1	1000	C1	10	12:09.228	0.428	1:11.067	10	1:11.251
3	70	Andrew DAVIDSON	Citroen C1	1000	C1	10	12:10.842	2.042	1:11.354	9	1:11.567
4	51	Murray SCOTT	Citroen C1	1000	C1N	10	12:13.523	4.723	1:11.564	8	1:11.600
5	822	Paul WINFIELD	Citroen C1	1000	Gue	10	12:13.736	4.936	1:11.275	8	1:11.620
6	117	Marc NISBET	Citroen C1	1000	C1	10	12:14.451	5.651	1:11.273	8	1:11.799
7	77	James McCRACKEN	Citroen C1	1000	C1	10	12:15.122	6.322	1:11.311	8	1:11.562
8	18	Gregor McPHADEN	Citroen C1	1000	C1N	10	12:15.946	7.146	1:11.485	9	1:11.613
9	6	Kenneth DOCK	Citroen C1	1000	C1	10	12:27.992	19.192	1:13.057	7	1:13.095

Not classified

DNF	24	Ayden WILSON	Citroen C1	1000	C1	2	2:35.845	DNF	1:12.887	2	1:14.002
DQ	598	Daniel KELL	Citroen C1	1000	Gue	10	12:11.453	DQ	1:11.405	9	1:11.466

Announcements

AMENDED RESULT 17:18 - Car No.598 Disqualified - NCR Chp12 App7 Art8

Margin of Victory	Avg. Speed	Best Lap Tm	Best Speed	Best Lap by
0.428	62.797	1:11.067	64.400	27 - James HITCHEN

Clerk of the Course**Orbits**

Sig: Time :
 Chief Timerkeeper : Ian Sharp (SMART Timing)

Results available at www.smart-timing.co.uk and www.speedhive.com

Printed: 07/09/2024 17:36:05





KMSC/SMRC Race meeting AC

Scottish C1 Cup

Knockhill AC 1.271 miles

Race 6 - 2nd Race - AMENDED RESULT

07/09/2024 14:40

Race (10 Laps) started at 15:23:01

Lap	Time of Day	Lap Tm	S1	S2	S3	S1Spd	SFSpd	Lap	Time of Day	Lap Tm	S1	S2	S3	S1Spd	SFSpd
(99) Dan MARTIN															
1	15:24:24.026	1:13.742	23.168	25.711	24.863	69.0	57.2	1	15:24:26.489	1:15.500	23.742	26.815	24.943	68.6	59.7
2	15:25:36.121	1:12.095	21.385	25.748	24.962	69.0	84.5	2	15:25:38.481	1:11.992	21.084	25.774	25.134	69.9	84.8
3	15:26:48.321	1:12.200	21.371	25.783	25.046	69.4	82.6	3	15:26:51.001	1:12.520	21.230	25.955	25.335	69.7	84.8
4	15:28:00.385	1:12.064	21.285	25.416	25.363	68.5	82.2	4	15:28:04.265	1:13.264	21.677	26.153	25.434	69.8	84.2
5	15:29:11.938	1:11.553	21.098	25.342	25.113	68.5	83.7	5	15:29:16.191	1:11.926	21.403	25.418	25.105	70.0	83.2
6	15:30:23.668	1:11.730	21.146	25.491	25.093	68.7	82.5	6	15:30:28.688	1:12.497	21.877	25.634	24.986	67.9	84.8
7	15:31:35.405	1:11.737	21.131	25.407	25.199	68.3	83.1	7	15:31:41.522	1:12.834	21.271	26.223	25.340	69.4	84.1
8	15:32:47.150	1:11.745	21.274	25.358	25.113	68.5	82.1	8	15:32:52.833	1:11.511	21.093	25.283	24.935	69.9	84.6
9	15:33:58.830	1:11.680	21.265	25.398	25.017	68.4	82.4	9	15:34:04.395	1:11.562	21.118	25.367	25.077	69.9	85.3
10	15:35:10.278	1:11.448	21.092	25.194	25.162	68.8	82.5	10	15:35:16.600	1:12.205	21.237	25.985	24.983	69.1	84.6
(27) James HITCHEN															
1	15:24:24.338	1:13.736	23.108	25.667	24.961	68.6	57.4	1	15:24:28.194	1:15.896			25.252		60.1
2	15:25:36.478	1:12.140	21.608	25.479	25.053	68.2	84.5	2	15:25:40.753	1:12.559			25.366		82.8
3	15:26:49.476	1:12.998	21.558	26.138	25.302	68.3	83.1	3	15:26:53.186	1:12.433	21.789	25.480	25.164	67.6	83.3
4	15:28:01.341	1:11.865	21.301	25.228	25.336	68.6	83.2	4	15:28:05.625	1:12.439			25.311		83.2
5	15:29:12.875	1:11.534	21.230	25.350	24.954	68.9	83.0	5	15:29:17.718	1:12.093	21.464	25.464	25.165	70.3	83.3
6	15:30:24.126	1:11.251	21.256	25.114	24.881	68.3	83.5	6	15:30:29.786	1:12.068			24.941		83.5
7	15:31:36.037	1:11.911	21.603	25.084	25.224	68.6	84.0	7	15:31:41.768	1:11.982			25.114		84.0
8	15:32:48.348	1:12.311	21.468	25.896	24.947	67.5	84.7	8	15:32:53.381	1:11.613	21.395	25.318	24.900	70.6	85.4
9	15:33:59.639	1:11.291	21.267	25.118	24.906	68.8	83.1	9	15:34:04.866	1:11.485	21.344	25.197	24.944	70.9	85.1
10	15:35:10.706	1:11.067	21.120	25.153	24.794	69.1	83.4	10	15:35:17.424	1:12.558			25.304		84.5
(70) Andrew DAVIDSON															
1	15:24:23.596	1:13.595	23.310	25.375	24.910	68.1	55.7	1	15:24:28.916	1:17.239	23.612	28.154	25.473	67.9	59.1
2	15:25:35.743	1:12.147	21.586	25.527	25.034	68.8	83.1	2	15:25:42.762	1:13.846	21.557	26.841	25.448	68.2	82.7
3	15:26:48.919	1:13.176	21.549	26.561	25.066	67.7	82.1	3	15:26:56.125	1:13.363	21.382	26.594	25.387	67.9	82.3
4	15:28:00.539	1:11.620	21.339	25.372	24.909	68.6	82.8	4	15:28:09.897	1:13.772	21.337	27.033	25.402	67.7	82.6
5	15:29:12.253	1:11.714	21.414	25.424	24.876	69.0	83.4	5	15:29:22.992	1:13.095	21.299	26.597	25.199	67.9	82.1
6	15:30:23.870	1:11.617	21.277	25.404	24.936	68.8	83.2	6	15:30:36.124	1:13.132	21.238	26.456	25.438	67.5	82.3
7	15:31:35.845	1:11.975	21.353	25.453	25.169	68.8	84.3	7	15:31:49.181	1:13.057	21.261	26.615	25.181	67.6	82.0
8	15:32:49.399	1:13.554	21.722	26.822	25.010	67.2	84.3	8	15:33:02.591	1:13.410	21.461	26.533	25.416	67.7	82.2
9	15:34:00.753	1:11.354	21.264	25.144	24.946	69.1	83.6	9	15:34:15.699	1:13.108	21.365	26.451	25.292	67.6	82.0
10	15:35:12.320	1:11.567	21.149	25.406	25.012	69.0	83.8	10	15:35:29.470	1:13.771	21.575	26.570	25.626	67.4	81.9
(51) Murray SCOTT															
1	15:24:25.048	1:14.432	23.536	26.120	24.776	68.6	57.6	1	15:24:24.436	1:14.002	23.742	25.464	24.796	68.2	56.9
2	15:25:37.064	1:12.016	21.168	26.005	24.843	68.7	84.1	2	15:25:37.323	1:12.887	21.522	26.601	24.764	66.8	85.7
3	15:26:50.120	1:13.056	21.094	26.580	25.382	69.1	83.9	3	15:26:56.125	1:13.363	21.382	26.594	25.387	67.9	82.3
4	15:28:04.142	1:14.022	22.319	25.975	25.728	67.1	80.2	4	15:28:09.897	1:13.772	21.337	27.033	25.402	67.7	82.6
5	15:29:15.742	1:11.600	20.946	25.475	25.179	69.5	82.5	5	15:29:22.992	1:13.095	21.299	26.597	25.199	67.9	82.1
6	15:30:28.069	1:12.327	21.653	25.473	25.201	68.5	84.8	6	15:30:36.124	1:13.132	21.238	26.456	25.438	67.5	82.3
7	15:31:40.198	1:12.129	21.205	25.901	25.023	68.8	84.4	7	15:31:49.181	1:13.057	21.261	26.615	25.181	67.6	82.0
8	15:32:51.762	1:11.564	21.059	25.546	24.959	68.5	82.2	8	15:33:02.591	1:13.410	21.461	26.533	25.416	67.7	82.2
9	15:34:03.379	1:11.617	21.143	25.459	25.015	68.7	83.2	9	15:34:15.699	1:13.108	21.365	26.451	25.292	67.6	82.0
10	15:35:15.001	1:11.622	21.048	25.666	24.908	68.4	83.1	10	15:35:29.470	1:13.771	21.575	26.570	25.626	67.4	81.9
(822) Paul WINFIELD															
1	15:24:25.632	1:14.679	23.581	26.161	24.937	68.9	58.6	1	15:24:28.916	1:17.239	23.612	28.154	25.473	67.9	59.1
2	15:25:37.664	1:12.032	21.008	26.173	24.851	69.5	84.9	2	15:25:42.762	1:13.846	21.557	26.841	25.448	68.2	82.7
3	15:26:50.281	1:12.617	21.201	26.222	25.194	69.5	85.3	3	15:26:56.125	1:13.363	21.382	26.594	25.387	67.9	82.3
4	15:28:03.622	1:13.341	22.187	25.809	25.345	68.0	81.8	4	15:28:09.897	1:13.772	21.337	27.033	25.402	67.7	82.6
5	15:29:15.552	1:11.930	21.192	25.610	25.128	69.4	83.7	5	15:29:22.992	1:13.095	21.299	26.597	25.199	67.9	82.1
6	15:30:27.845	1:12.293	21.297	25.826	25.170	69.0	84.3	6	15:30:36.124	1:13.132	21.238	26.456	25.438	67.5	82.3
7	15:31:40.649	1:12.804	21.329	26.559	24.916	68.3	84.1	7	15:31:49.181	1:13.057	21.261	26.615	25.181	67.6	82.0
8	15:32:51.924	1:11.275	20.935	25.565	24.775	69.9	84.6	8	15:33:02.591	1:13.410	21.461	26.533	25.416	67.7	82.2
9	15:34:03.544	1:11.620	21.283	25.549	24.788	68.8	86.0	9	15:34:15.699	1:13.108	21.365	26.451	25.292	67.6	82.0
10	15:35:15.214	1:11.670	21.250	25.546	24.874	69.4	85.5	10	15:35:29.470	1:13.771	21.575	26.570	25.626	67.4	81.9
(117) Marc NISBET															
1	15:24:25.892	1:14.360	23.117	26.300	24.943	68.0	58.8	1	15:24:23.619	1:13.938	23.228	25.461	25.249	67.2	55.5
2	15:25:38.089	1:12.197	21.216	25.995	24.986	69.3	85.2	2	15:25:35.779	1:12.160	21.320	25.353	25.487	67.4	80.6
3	15:26:50.654	1:12.565	21.153	26.219	25.193	69.5	84.6	3	15:26:50.152	1:14.373	21.603	26.693	26.077	66.2	80.1
4	15:28:04.141	1:13.487	21.912	26.036	25.539	67.2	83.1	4	15:28:02.277	1:12.125	21.649	25.399	25.077	67.4	82.0
5	15:29:15.970	1:11.829	21.128	25.447	25.254	69.4	82.2	5	15:29:14.280	1:12.003	21.474	25.269	25.260	67.4	82.5
6	15:30:28.365	1:12.395	21.747	25.260	25.388	68.1	83.3	6	15:30:25.746	1:11.466	21.180	25.140	25.146	67.7	81.9
7	15:31:41.047	1:12.682	21.090	26.514	25.078	69.0	84.3	7	15:31:37.267	1:11.521	21.212	25.172	25.137	67.4	81.8
8	15:32:52.320	1:11.273	20.972	25.278	25.023	69.5	84.4	8	15:32:49.801	1:12.534	21.361	26.029	25.144	67.6	81.9
9	15:34:04.119	1:11.799	21.441	25.155	25.203	68.4	83.3	9	15:34:01.206	1:11.405	21.198	25.105	25.102	68.1	82.4
10	15:35:15.929	1:11.810	21.453	25.498	24.859	67.8	81.8	10	15:35:12.931	1:11.725	21.229	25.204	25.292	67.7	82.2
(77) James McCracken															

Clerk of the Course

Sig: Time :
Chief Timerkeeper : Ian Sharp (SMART Timing)
Results available at www.smart-timing.co.uk and www.speedhive.com
Printed: 07/09/2024 17:36:23

Orbits





KMSC/SMRC Race meeting AC

Lapchart

Scottish C1 Cup

Knockhill AC 1.271 miles

Race 6 - 2nd Race

07/09/2024 14:40

Race (10 Laps) started at 15:23:01



Competitors	Laps											
	0	1	2	3	4	5	6	7	8	9	10	
Daniel KELL (598)	1	598	70	70	99	99	99	99	99	99	99	99
Andrew DAVIDSON (70)	2	70	598	598	70	70	70	70	27	27	27	27
Dan MARTIN (99)	3	99	99	99	27	27	27	27	27	70	70	70
Ayden WILSON (24)	4	24	27	27	51	598	598	598	598	598	598	598
James HITCHEN (27)	5	27	24	51	598	822	822	822	51	51	51	51
Murray SCOTT (51)	6	51	51	24	822	117	51	51	822	822	822	822
Paul WINFIELD (822)	7	822	822	822	117	51	117	117	117	117	117	117
James McCracken (77)	8	77	117	117	77	77	77	77	77	77	77	77
Marc NISBET (117)	9	117	77	77	18	18	18	18	18	18	18	18
Kenneth DOCK (6)	10	6	18	18	6	6	6	6	6	6	6	6
Gregor McPHADEN (18)	11	18	6	6								

Clerk of the Course

Orbits

Sig: Time :
 Chief Timerkeeper : Ian Sharp (SMART Timing)
 Results available at www.smart-timing.co.uk and www.speedhive.com
 Printed: 07/09/2024 15:38:01



**KMSC/SMRC Race meeting AC****Sorted on Laps**

DDMC NSSCC

Knockhill AC 1.271 miles

Race 7

07/09/2024 15:00

Race (15:00 and 1 Laps) started at 15:45:22

Pos	No.	Name	Make/Model	CC	Class	Laps	Total Tm	Diff	Best Tm	In Lap	2nd Best
1	2	Matty COBB	VW Beetle	2700	A1	15	14:02.291		53.788	2	53.911
2	50	Bill ADDISON	Caterham Superlight R40	2400	A1	15	14:28.991	26.700	55.941	10	56.188
3	12	Scott HUBEL	Peugeot 205 T16	2000	A2	15	14:32.342	30.051	56.521	5	56.590
4	3	Chris HUNTLY	Subaru Impreza WRX ST	2000	A1	14	14:11.177	1 Lap	59.339	2	59.443
5	89	Daniel KELL	Ford Sierra XR4x4	1993T	B	14	14:13.708	1 Lap	58.978	7	59.275
6	78	Alex PRENTICE	VW Golf	1984T	B	14	14:17.884	1 Lap	58.938	5	59.355
7	7	Alan McPHERSON	MK Indy RR	999	E2	14	14:29.790	1 Lap	1:00.341	13	1:00.387
8	1	Stephen REECE	Lotus Elise S2 111R	1800	C	14	14:34.239	1 Lap	59.744	3	1:00.165
9	14	Stevie McNAB	Honda Civic Type R	2400	B	14	14:37.056	1 Lap	58.610	7	58.949
10	11	Madeline HUBEL	Peugeot 206	2000	C	14	14:43.209	1 Lap	1:01.224	12	1:01.588
11	101	Stewart MIDDLETON	Honda Civic Type R	1998	C	14	14:43.604	1 Lap	1:00.548	13	1:00.641
12	84	Ali McMILLAN	Ford Escort Cosworth	2000T	B	13	13:37.699	2 Laps	1:00.774	8	1:00.903
13	88	Martin WHITEHOUSE	Mazda MX5	2000	C	13	14:16.858	2 Laps	1:03.465	12	1:03.787
14	113	Luke WILLIAMSON	VW Golf	1984	C	13	14:21.103	2 Laps	1:03.709	9	1:04.125
15	37	Ken ANGELL	BMW 328 Coupe	2783	B	13	14:32.055	2 Laps	1:04.555	8	1:05.260
16	33	Simon BAKER	Ford Fiesta XR2	1600	D	13	14:33.337	2 Laps	1:04.299	12	1:04.762
17	146	Nicola FAVOT	Mazda MX5	1600	M	13	14:33.700	2 Laps	1:04.690	12	1:04.991
18	13	James McCANN	Mazda MX5	1600	M	13	14:33.908	2 Laps	1:04.948	8	1:05.122
19	25	John ARMSTRONG	Porsche 924S	3000	B	12	13:54.956	3 Laps	1:06.441	12	1:07.351
20	10	Paul LIGHTBURN	Mazda MX5	1600	M	12	14:14.084	3 Laps	1:08.326	4	1:08.880

Not classified (from pos 21)

	96	Gareth WOOD	Honda Civic Type R	2000	C	14	14:33.947	1 Lap	1:00.630	5	1:00.667
	53	Stephen REED	Mazda MX5	1600	M	13	14:34.324	2 Laps	1:05.323	8	1:05.408
DNF	777	Max PRENTICE	Honda Civic	1600	D	10	11:03.808	DNF	1:03.238	8	1:03.736
DNF	85	Clive COOKSEY	Ford Fiesta	2000T	B	5	5:22.289	DNF	1:01.830	4	1:02.097
DNF	18	Damien McKAY	Westfield	999	A2	3	2:59.294	DNF	56.134	3	56.702

Announcements

RED FLAG after 15:10 - Leader completed 16 Laps - Result declared at 15 Laps

Car No's 53 & 96 - Not classified - Not moving under own power at the time of the Red Flag

Margin of Victory	Avg. Speed	Best Lap Tm	Best Speed	Best Lap by
26.700	81.504	53.788	85.087	2 - Matty COBB

Clerk of the Course**Orbits**

Sig: Time :

Chief Timerkeeper : Ian Sharp (SMART Timing)

Results available at www.smart-timing.co.uk and www.speedhive.com

Printed: 07/09/2024 16:10:17





KMSC/SMRC Race meeting AC

DDMC NSSCC

Knockhill AC 1.271 miles

Race 7

07/09/2024 15:00

Race (15:00 and 1 Laps) started at 15:45:22

Lap	Time of Day	Lap Tm	S1	S2	S3	S1Spd	SFSpd	Lap	Time of Day	Lap Tm	S1	S2	S3	S1Spd	SFSpd
(2) Matty COBB								(78) Alex PRENTICE							
1	15:46:23.475	55.465	16.773	20.792	17.900	114.3	92.6	1	15:51:38.703	1:00.467	18.143	22.496	19.828	94.0	115.9
2	15:47:17.263	53.788	15.125	20.598	18.065	116.3	136.7	6	15:52:37.681	58.978	17.449	21.783	19.746	93.5	117.5
3	15:48:11.174	53.911	15.270	20.619	18.022	115.9	138.1	7	15:53:36.956	59.275	17.408	22.014	19.853	93.5	117.5
4	15:49:05.227	54.053	15.469	20.712	17.872	116.5	138.4	8	15:54:36.319	59.363	17.581	22.013	19.769	93.5	118.1
5	15:50:01.526	56.299	15.773	20.943	19.583	107.0	139.8	9	15:55:35.825	59.506	17.701	22.035	19.770	93.5	117.1
6	15:51:02.130	1:00.604	17.270	23.278	20.056	109.7	107.2	10	15:56:35.753	59.928	17.807	22.235	19.886	92.8	117.7
7	15:51:56.761	54.631	15.282	20.953	18.396	115.3	135.6	11	15:57:36.303	1:00.550	17.709	22.797	20.044	93.6	117.1
8	15:52:51.030	54.269	15.474	20.629	18.166	112.2	138.4	12	15:58:36.003	59.700	17.658	22.114	19.928	92.1	116.5
9	15:53:45.711	54.681	15.715	20.735	18.231	116.1	138.4	13	15:59:36.322	1:00.319	17.941	22.137	20.241	94.1	117.1
10	15:54:42.681	56.970	16.230	22.009	18.731	111.5	131.1	(78) Alex PRENTICE							
11	15:55:38.656	55.975	16.040	20.898	19.037	115.5	127.3	1	15:46:38.357	1:07.975			25.626		74.6
12	15:56:36.212	57.556	15.906	22.540	19.110	107.5	112.4	2	15:47:39.328	1:00.971			19.806		72.2
13	15:57:34.419	58.207	16.391	22.636	19.180	113.0	124.3	3	15:48:41.215	1:01.887					121.1
14	15:58:29.751	55.332	15.976	21.004	18.352	113.9	137.0	4	15:49:40.876	59.661			19.621		117.3
15	15:59:24.905	55.154	15.532	21.141	18.481	115.9	134.2	5	15:50:39.814	58.938					121.4
(50) Bill ADDISON								6	15:51:40.533	1:00.719			20.337		120.3
1	15:46:27.027	58.274	17.213	22.111	18.950	103.9	87.6	7	15:52:41.725	1:01.192					117.1
2	15:47:24.219	57.192	16.214	22.104	18.874	102.5	124.0	8	15:53:42.206	1:00.481			20.074		120.7
3	15:48:21.112	56.893	15.877	22.044	18.972	102.5	124.7	9	15:54:41.561	59.355					122.0
4	15:49:18.458	57.346	16.074	22.106	19.166	98.4	123.1	10	15:55:41.412	59.851					116.1
5	15:50:15.148	56.690	15.792	22.019	18.879	102.5	123.8	11	15:56:40.861	59.449			19.852		116.9
6	15:51:11.918	56.770	16.010	21.979	18.781	98.4	124.7	12	15:57:41.483	1:00.622					115.3
7	15:52:13.112	1:01.194	16.275	23.926	20.993	86.1	125.7	13	15:58:41.067	59.584					118.8
8	15:53:11.208	58.096	15.871	23.334	18.891	96.3	122.9	14	15:59:40.498	59.431			19.918		115.9
9	15:54:07.819	56.611	15.863	21.667	19.081	102.3	122.7	(7) Alan McPHERSON							
10	15:55:03.760	55.941	15.711	21.462	18.768	101.5	121.6	1	15:46:36.110	1:04.523	18.868	23.890	21.765	95.5	85.7
11	15:55:59.948	56.188	15.830	21.595	18.763	103.9	124.3	2	15:47:36.497	1:00.387	17.626	22.758	20.003	96.8	100.2
12	15:56:57.385	57.437	15.942	22.581	18.914	105.2	125.4	3	15:48:36.987	1:00.490	17.613	22.882	19.995	96.6	109.7
13	15:57:55.740	58.355	16.018	23.115	19.222	95.6	124.0	4	15:49:37.464	1:00.477	17.621	22.692	20.164	96.1	110.4
14	15:58:53.448	57.708	16.741	21.980	18.987	100.8	114.1	5	15:50:38.591	1:01.127	17.578	23.415	20.134	96.8	108.2
15	15:59:51.605	58.157	15.926	22.285	19.946	100.5	122.0	6	15:51:40.503	1:01.912	17.887	23.381	20.644	90.6	112.6
(12) Scott HUBEL								7	15:52:42.647	1:02.144	18.158	23.688	20.298	89.5	108.2
1	15:46:27.423	58.400	17.605	21.717	19.078	101.2	83.3	8	15:53:43.422	1:00.775	17.646	23.002	20.127	96.3	111.8
2	15:47:24.655	57.232	16.426	21.735	19.071	101.7	122.0	9	15:54:45.842	1:02.420	17.986	23.748	20.686	89.0	110.6
3	15:48:21.562	56.907	16.220	21.465	19.222	101.4	120.7	10	15:55:48.591	1:02.749	17.931	23.477	21.341	95.1	108.8
4	15:49:19.089	57.527	16.390	21.581	19.556	101.4	121.1	11	15:56:49.237	1:00.646	17.559	22.771	20.316	96.0	106.7
5	15:50:15.610	56.521	16.380	21.271	18.870	101.7	118.8	12	15:57:49.680	1:00.443	17.586	22.725	20.132	95.7	108.1
6	15:51:12.483	56.873	16.274	21.724	18.875	101.7	121.1	13	15:58:50.021	1:00.341	17.624	22.902	19.815	95.7	109.1
7	15:52:13.527	1:01.044	16.435	23.367	21.242	101.8	121.8	14	15:59:52.404	1:02.383	17.267	23.600	21.516	97.7	113.7
8	15:53:12.359	58.832	16.308	23.234	19.290	101.8	119.8	(1) Stephen REECE							
9	15:54:09.061	56.702	16.366	21.302	19.034	101.1	120.3	1	15:46:36.441	1:05.738	19.996	23.963	21.779	88.5	76.2
10	15:55:05.651	56.590	16.376	21.257	18.957	102.0	119.2	2	15:47:38.914	1:02.473	18.184	23.735	20.554	90.9	97.7
11	15:56:02.765	57.114	16.340	21.783	18.991	101.5	119.8	3	15:48:38.658	59.744	17.769	22.318	19.657	90.2	112.0
12	15:57:00.349	57.584	16.401	22.137	19.046	101.8	120.7	4	15:49:38.823	1:00.165	17.523	22.718	19.924	90.2	111.3
13	15:57:57.426	57.077	16.166	21.604	19.307	100.3	120.9	5	15:50:39.641	1:00.818	18.046	22.681	20.091	90.0	113.7
14	15:58:55.437	58.011	16.772	21.857	19.382	100.0	119.8	6	15:51:41.275	1:01.634	18.414	23.301	19.919	90.7	110.2
15	15:59:54.956	59.519	16.833	22.273	20.413	100.2	118.4	7	15:52:42.894	1:01.619	18.175	23.207	20.237	90.8	113.0
(3) Chris HUNTLY								8	15:53:45.677	1:02.783	17.670	23.024	22.089	90.4	113.4
1	15:46:30.778	1:01.245	18.196	23.232	19.817	102.9	83.1	9	15:54:48.319	1:02.642	19.705	22.737	20.200	85.1	83.4
2	15:47:30.117	59.839	17.210	23.029	19.100	104.2	124.0	10	15:55:49.854	1:01.535	17.339	22.248	21.948	90.3	108.4
3	15:48:29.637	59.520	17.053	23.150	19.317	100.6	126.4	11	15:56:52.434	1:02.580	18.527	22.917	21.136	88.5	105.7
4	15:49:29.943	1:00.306	17.173	23.697	19.436	98.0	126.4	12	15:57:55.410	1:02.976	18.040	23.651	21.285	85.7	108.2
5	15:50:30.278	1:00.335	17.299	23.674	19.362	100.6	120.7	13	15:58:55.903	1:00.493	17.674	22.515	20.304	88.9	109.1
6	15:51:30.384	1:00.106	16.970	23.522	19.614	100.2	125.9	14	15:59:56.853	1:00.950	17.755	22.337	20.858	90.0	108.8
7	15:52:31.147	1:00.763	17.112	23.864	19.787	101.5	125.0	(14) Stevie McNAB							
8	15:53:32.943	1:01.796	17.325	23.979	20.492	98.0	124.5	1	15:46:51.808	1:21.901	18.570	22.705	40.626	94.9	77.0
9	15:54:33.251	1:00.308	17.084	23.664	19.560	97.8	123.6	2	15:47:52.693	1:00.885	18.081	22.443	20.361	93.5	85.9
10	15:55:33.340	1:00.089	17.142	23.618	19.329	98.5	124.7	3	15:48:53.937	1:01.244	17.086	23.242	20.916	95.3	114.3
11	15:56:33.686	1:00.346	17.242	23.139	19.965	95.9	120.9	4	15:49:56.682	1:02.745	17.190	24.160	21.395	95.5	115.1
12	15:57:34.792	1:01.106	17.285	23.830	19.991	100.2	122.7	5	15:50:55.817	59.135	17.186	21.896	20.053	94.3	111.7
13	15:58:34.235	59.443	17.123	23.068	19.252	100.0	113.5	6	15:51:54.766	58.949	17.514	21.687	19.748	93.7	115.9
14	15:59:33.791	59.556	16.864	22.897	19.795	101.2	126.9	7	15:52:53.376	58.610	17.395	21.789	19.426	94.0	115.3
(89) Daniel KELL								8	15:53:52.538	59.162	17.060	22.518	19.584	95.1	117.1
1	15:46:34.045	1:03.987	19.215	22.824	21.948	92.2	77.1	9	15:54:52.027	59.489	17.423	22.140	19.926	93.9	116.3
2	15:47:34.629	1:00.584	18.090	22.092	20.402	91.4	102.9	10	15:55:51.533	59.506	17.124	22.815	19.567	95.1	116.5
3	15:48:37.050	1:02.421	19.531	23.02											



KMSC/SMRC Race meeting AC

DDMC NSSCC

Knockhill AC 1.271 miles

Race 7

07/09/2024 15:00

Race (15:00 and 1 Laps) started at 15:45:22

Lap	Time of Day	Lap Tm	S1	S2	S3	S1Spd	SFSpd	Lap	Time of Day	Lap Tm	S1	S2	S3	S1Spd	SFSpd	
(11) Madeline HUBEL								12	15:58:39.358	1:05.981				21.909		98.1
1	15:46:36.751	1:04.897	19.958	24.305	20.634	90.1	80.8	13	15:59:43.717	1:04.359			21.965		98.7	
2	15:47:39.249	1:02.498	18.499	23.618	20.381	91.9	107.0	(37) Ken ANGELL								
3	15:48:42.909	1:03.660	19.582	23.748	20.330	86.5	111.1	1	15:46:39.823	1:06.761	19.209	25.356	22.196	92.9	83.2	
4	15:49:44.797	1:01.888	18.135	23.504	20.249	93.6	113.9	2	15:47:45.168	1:05.345	18.545	24.928	21.872	92.8	107.7	
5	15:50:46.783	1:01.986	17.986	23.372	20.628	91.3	113.7	3	15:48:50.522	1:05.354	18.417	24.914	22.023	92.9	111.3	
6	15:51:48.724	1:01.941	18.075	23.046	20.820	93.7	112.4	4	15:49:57.318	1:06.796	18.669	25.270	22.857	93.5	111.7	
7	15:52:51.266	1:02.542	18.429	23.456	20.657	90.7	111.5	5	15:51:05.780	1:08.462	18.672	25.413	24.377	92.7	108.6	
8	15:53:54.467	1:03.201	18.427	24.432	20.342	90.7	110.6	6	15:52:13.570	1:07.790	18.963	26.126	22.701	84.4	106.9	
9	15:54:56.100	1:01.633	18.282	22.953	20.398	93.3	111.5	7	15:53:18.830	1:05.260	18.371	24.866	22.023	93.2	110.9	
10	15:55:57.688	1:01.588	18.058	23.221	20.309	90.4	111.5	8	15:54:23.385	1:04.555	18.222	24.591	21.742	93.5	111.1	
11	15:57:00.220	1:02.532	18.114	24.075	20.343	90.0	112.6	9	15:55:28.730	1:05.345	18.265	25.086	21.994	93.1	110.9	
12	15:58:01.444	1:01.224	17.987	22.949	20.288	94.0	111.7	10	15:56:34.359	1:05.629	18.369	25.185	22.075	93.5	111.1	
13	15:59:03.152	1:01.708	18.222	23.007	20.479	91.8	113.0	11	15:57:40.389	1:06.030	18.575	25.331	22.124	91.8	110.6	
14	16:00:05.823	1:02.671	18.125	23.035	21.511	93.6	112.4	12	15:58:46.120	1:05.731	18.425	25.160	22.146	92.3	108.8	
								13	15:59:54.669	1:08.549	18.596	26.603	23.350	90.6	109.7	

(101) Stewart MIDDLETON								(33) Simon BAKER							
1	15:46:41.229	1:07.766	20.209	25.309	22.248	89.5	80.6	1	15:46:44.176	1:10.917	21.450	26.375	23.092	81.7	67.7
2	15:47:45.947	1:04.718	18.683	24.746	21.289	81.0	100.5	2	15:47:49.964	1:05.788	19.534	24.176	22.078	82.1	91.2
3	15:48:50.607	1:04.660	18.826	24.120	21.714	90.4	106.5	3	15:48:56.113	1:06.149	19.024	24.953	22.172	81.5	100.0
4	15:49:52.932	1:02.325	17.975	23.708	20.642	90.3	111.7	4	15:50:04.089	1:07.976	19.154	24.236	24.586	81.9	100.8
5	15:50:55.865	1:02.933	17.984	24.425	20.524	91.4	110.9	5	15:51:10.694	1:06.605	19.696	24.513	22.396	80.0	87.8
6	15:51:57.329	1:01.464	18.005	23.185	20.274	91.3	110.2	6	15:52:18.357	1:07.663	20.421	24.810	22.432	79.1	98.3
7	15:52:59.278	1:01.949	17.706	23.732	20.511	91.8	111.5	7	15:53:23.483	1:05.126	19.183	24.139	21.804	82.4	100.2
8	15:54:00.711	1:01.433	17.814	23.457	20.162	91.6	111.3	8	15:54:28.562	1:05.079	19.241	23.744	22.094	81.2	99.6
9	15:55:01.678	1:00.967	17.637	23.167	20.163	91.9	111.8	9	15:55:33.324	1:04.762	19.150	23.854	21.758	81.4	98.7
10	15:56:02.757	1:01.079	17.654	23.463	19.962	90.7	112.8	10	15:56:39.297	1:05.973	19.569	24.785	21.619	82.0	99.4
11	15:57:03.398	1:00.641	17.588	22.867	20.186	92.6	111.7	11	15:57:44.798	1:05.501	19.036	24.259	22.206	81.7	101.2
12	15:58:04.824	1:01.426	18.102	23.082	20.242	91.3	112.4	12	15:58:49.097	1:04.299			21.525		100.3
13	15:59:05.372	1:00.548	17.596	22.852	20.100	92.3	112.2	13	15:59:55.951	1:06.854	18.786	24.759	23.309	82.4	100.9
14	16:00:06.218	1:00.846	17.772	22.812	20.262	92.4	113.0								

(84) Ali McMILLAN								(146) Nicola FAVOT							
1	15:46:32.579	1:02.318	18.795	22.809	20.714	98.3	86.3	1	15:46:44.833	1:11.095			23.238		75.8
2	15:47:34.460	1:01.881	18.342	23.021	20.518	95.7	109.5	2	15:47:51.086	1:06.253			22.197		89.6
3	15:48:35.546	1:01.086	17.911	22.945	20.230	99.0	113.4	3	15:48:56.842	1:05.756			22.141		98.8
4	15:49:36.449	1:00.903	17.549	23.144	20.210	97.7	115.3	4	15:50:02.750	1:05.908			22.794		99.6
5	15:50:38.074	1:01.625	18.006	22.803	20.816	96.4	113.9	5	15:51:08.450	1:05.700			22.152		96.0
6	15:51:40.237	1:02.163	18.101	22.847	21.215	95.9	116.7	6	15:52:18.193	1:09.743			22.999		99.9
7	15:52:41.547	1:01.310	18.083	22.840	20.387	94.7	113.0	7	15:53:23.947	1:05.754			21.838		96.6
8	15:53:42.321	1:00.774	17.371	22.865	20.538	96.0	114.7	8	15:54:29.349	1:05.402			21.868		99.4
9	15:54:45.269	1:02.948	18.053	24.121	20.774	95.3	114.3	9	15:55:34.340	1:04.991			21.844		99.3
10	15:55:48.989	1:03.720	18.028	23.487	22.205	96.4	111.7	10	15:56:40.368	1:06.028			21.746		98.7
11	15:56:51.361	1:02.372	18.108	23.265	20.999	95.9	112.2	11	15:57:45.903	1:05.535			21.878		99.1
12	15:57:55.663	1:04.302	18.433	24.057	21.812	88.9	109.5	12	15:58:50.593	1:04.690			21.724		99.4
13	15:59:00.313	1:04.650	18.718	23.966	21.966	89.4	98.8	13	15:59:56.314	1:05.721			22.790		99.3

(88) Martin WHITEHOUSE								(13) James McCANN							
1	15:46:40.682	1:08.122	20.791	24.952	22.379	82.2	74.2	1	15:46:43.163	1:10.110			23.195		66.1
2	15:47:45.866	1:05.184	18.962	24.347	21.875	82.3	99.7	2	15:47:48.994	1:05.831	19.386	24.136	22.309	76.7	95.5
3	15:48:51.716	1:05.850	19.192	24.573	22.085	81.8	100.9	3	15:48:55.425	1:06.431	19.170	23.926	23.335	78.0	95.5
4	15:49:57.759	1:06.043	18.980	25.395	21.668	82.5	100.2	4	15:50:00.928	1:05.503			22.500		94.3
5	15:51:05.325	1:07.566	18.990	24.834	23.742	82.7	100.2	5	15:51:07.659	1:06.731			22.618		94.8
6	15:52:09.326	1:04.001	18.638	23.679	21.684	82.5	98.5	6	15:52:15.232	1:07.573	19.266	24.128	24.179	77.7	94.7
7	15:53:15.636	1:06.310	18.765	25.635	21.910	83.3	100.5	7	15:53:20.619	1:05.387			22.181		93.7
8	15:54:19.423	1:03.787	18.992	23.554	21.241	82.8	100.8	8	15:54:25.567	1:04.948	19.238	23.450	22.260	77.8	95.1
9	15:55:23.565	1:04.142	18.693	23.581	21.868	82.5	101.4	9	15:55:30.689	1:05.122	19.332	23.706	22.084	78.7	94.8
10	15:56:27.527	1:03.962	18.730	23.541	21.691	83.5	100.9	10	15:56:36.616	1:05.927	19.345	24.442	22.140	76.4	95.6
11	15:57:31.764	1:04.237	18.555	23.543	22.139	83.1	100.9	11	15:57:42.664	1:06.048	19.667	24.141	22.240	77.5	95.5
12	15:58:35.229	1:03.465	18.746	23.341	21.378	81.9	100.2	12	15:58:48.116	1:05.452	19.658	23.802	21.992	77.4	94.8
13	15:59:39.472	1:04.243	18.772	23.790	21.681	82.0	101.5	13	15:59:56.522	1:08.406			24.186		95.1

(113) Luke WILLIAMSON								(25) John ARMSTRONG							
1	15:46:42.099	1:09.352			22.556		75.5	1	15:46:45.130	1:10.899			22.554		72.2
2	15:47:47.612	1:05.513			22.196		98.7	2	15:47:53.132	1:08.002			22.103		89.7
3	15:48:52.506	1:04.894			22.242		100.6	3	15:49:00.631	1:07.499			22.358		101.2
4	15:49:58.188	1:05.682			21.722		99.9	4	15:50:08.810	1:08.179			22.097		102.1
5	15:51:05.856	1:07.668			23.155		100.6	5	15:51:18.381	1:09.571			22.287		102.0
6	15:52:10.532	1:04.676			21.657		100.2	6	15:52:25.965	1:07.584			22.727		102.3
7	15:53:16.138	1:05.606			22.120		99.1	7	15:53:35.236	1:09.271			23.905		102.6
8	15:54:20.263	1:04.125			21.544		101.5	8	15:54:44.185	1:08.949			23.550		99.4
9	15:55:23.972	1:03.709			21.627		100.8	9	15:55:54.844	1:10.659			22.278		99.4</



KMSC/SMRC Race meeting AC

DDMC NSSCC

Knockhill AC 1.271 miles

Race 7

07/09/2024 15:00

Race (15:00 and 1 Laps) started at 15:45:22

Lap	Time of Day	Lap Tm	S1	S2	S3	S1Spd	SFSpd	Lap	Time of Day	Lap Tm	S1	S2	S3	S1Spd	SFSpd
11	15:58:11.129	1:07.351			22.497		101.8								
12	15:59:17.570	1:06.441			22.256		102.9								

(10) Paul LIGHTBURN

1	15:46:46.360	1:12.069			22.892		70.9
2	15:47:56.164	1:09.804	20.301	25.385	24.118	76.5	95.1
3	15:49:05.044	1:08.880			23.030		93.9
4	15:50:13.370	1:08.326			22.883		93.3
5	15:51:23.766	1:10.396	22.000	25.264	23.132	76.3	93.3
6	15:52:32.841	1:09.075	19.904	25.990	23.181	76.5	92.9
7	15:53:42.174	1:09.333	20.030	25.950	23.353	76.5	93.6
8	15:54:56.361	1:14.187	23.754	25.955	24.478	73.5	92.9
9	15:56:08.619	1:12.258	20.347	28.757	23.154	77.0	92.9
10	15:57:18.061	1:09.442	20.053	25.971	23.418	76.9	93.6
11	15:58:27.160	1:09.099	19.966	25.781	23.352	76.3	92.6
12	15:59:36.698	1:09.538			23.583		92.3

(96) Gareth WOOD

1	15:46:35.167	1:04.275	19.435	23.223	21.617	87.2	75.7
2	15:47:37.090	1:01.923	18.771	23.246	19.906	86.1	86.4
3	15:48:37.863	1:00.773	18.074	22.778	19.921	89.5	112.0
4	15:49:38.530	1:00.667	17.957	22.664	20.046	88.5	111.5
5	15:50:39.160	1:00.630	18.037	22.616	19.977	88.2	110.9
6	15:51:41.005	1:01.845	18.189	23.603	20.053	87.7	111.3
7	15:52:43.484	1:02.479	18.386	23.682	20.411	88.8	111.5
8	15:53:44.459	1:00.975	18.175	22.705	20.095	87.7	110.7
9	15:54:46.201	1:01.742	18.432	22.847	20.463	87.3	110.6
10	15:55:49.962	1:03.761	18.440	22.927	22.394	86.3	109.8
11	15:56:51.674	1:01.712	18.297	22.511	20.904	89.7	106.0
12	15:57:53.998	1:02.324	18.529	23.403	20.392	88.8	110.0
13	15:58:55.046	1:01.048	17.794	23.225	20.029	89.7	109.7
14	15:59:56.561	1:01.515	17.948	22.444	21.123	89.0	110.7

(53) Stephen REED

1	15:46:43.369	1:09.908			22.786		72.9
2	15:47:49.276	1:05.907	19.776	24.306	21.825	79.9	96.4
3	15:48:55.474	1:06.198	19.277	24.265	22.656	80.1	99.4
4	15:50:00.882	1:05.408	19.531	24.096	21.781	79.6	98.1
5	15:51:08.028	1:07.146	19.928	24.896	22.322	78.0	97.5
6	15:52:15.565	1:07.537	19.194	24.342	24.001	81.4	96.8
7	15:53:20.977	1:05.412	19.644	23.936	21.832	79.3	97.3
8	15:54:26.300	1:05.323	19.696	23.996	21.631	77.9	98.8
9	15:55:32.263	1:05.963	19.318	24.627	22.018	79.4	97.8
10	15:56:38.548	1:06.285	19.941	24.435	21.909	80.1	97.8
11	15:57:44.021	1:05.473	19.183	24.503	21.787	78.7	98.1
12	15:58:49.868	1:05.847	19.913	24.264	21.670	79.1	98.0
13	15:59:56.938	1:07.070	20.103	24.333	22.634	80.1	98.4

(77) Max PRENTICE

1	15:46:40.409	1:08.024	20.550	25.002	22.472	85.5	75.4
2	15:47:46.215	1:05.806	20.054	24.588	21.164	84.1	99.4
3	15:48:51.490	1:05.275	19.331	24.417	21.527	83.7	106.0
4	15:49:57.653	1:06.163			22.900		106.4
5	15:51:05.387	1:07.734	19.537	25.195	23.002	84.4	102.0
6	15:52:09.123	1:03.736	19.423	23.332	20.981	82.3	102.0
7	15:53:14.567	1:05.444	18.902	25.173	21.369		106.0
8	15:54:17.805	1:03.238	18.663	23.481	21.094	84.1	107.0
9	15:55:22.616	1:04.811	18.820	24.407	21.584	83.2	106.7
10	15:56:26.422	1:03.806	18.927	23.869	21.010	84.3	104.7

(85) Clive COOKSEY

1	15:46:36.334	1:04.690	19.612	24.322	20.756	88.2	82.6
2	15:47:38.445	1:02.111	18.111	23.651	20.349	93.1	105.7
3	15:48:40.976	1:02.531	18.367	23.617	20.547	90.4	116.3
4	15:49:42.806	1:01.630	17.912	23.413	20.505	91.7	114.9
5	15:50:44.903	1:02.097	18.267	23.381	20.449	94.0	115.5

(18) Damien McKAY

1	15:46:29.072	59.213	18.072	21.892	19.249	99.3	78.5
2	15:47:25.774	56.702	16.623	21.192	18.887	98.7	117.1
3	15:48:21.908	56.134	16.774	20.783	18.577	99.0	119.0

Clerk of the Course

Orbits

Sig: Time :
 Chief Timerkeeper : Ian Sharp (SMART Timing)
 Results available at www.smart-timing.co.uk and www.speedhive.com





KMSC/SMRC Race meeting AC

Lapchart

DDMC NSSCC

Knockhill AC 1.271 miles

Race 7

07/09/2024 15:00

Race (15:00 and 1 Laps) started at 15:45:22



Competitors	Laps															
	0	1	2	3	4	5	6	7	8	9	10	11	12	13	14	15
Matty COBB (2)	1	2	2	2	2	2	2	2	2	2	2	2	2	2	2	2
Bill ADDISON (50)	2	50	50	50	50	50	50	50	50	50	50	50	50	50	50	50
Scott HUBEL (12)	3	12	12	12	12	12	12	12	12	12	12	12	12	12	12	12
Chris HUNTLY (3)	4	3	18	18	18	3	3	3	3	3	3	3	3	3	3	3
Damien McKAY (18)	5	18	3	3	3	84	84	89	89	89	89	89	89	89	89	89
Stevie McNAB (14)	6	14	84	84	84	89	89	84	84	78	78	78	78	78	78	78
Daniel KELL (89)	7	89	89	89	7	7	7	7	78	84	84	7	7	7	7	7
Ali McMILLAN (84)	8	84	96	7	89	96	96	78	7	7	7	84	84	96	96	96
Alex PRENTICE (78)	9	78	7	96	96	1	1	96	1	96	96	1	96	1	1	1
Stephen REECE (1)	10	1	85	85	1	78	78	1	96	1	1	96	14	84	84	14
Gareth WOOD (96)	11	96	1	1	85	85	85	11	11	14	14	14	1	14	14	11
Alan McPHERSON (7)	12	7	11	11	78	11	11	14	14	11	11	11	11	11	11	101
Clive COOKSEY (85)	13	85	78	78	11	101	14	101	101	101	101	101	101	101	101	101
Madeline HUBEL (11)	14	11	37	37	37	14	101	777	777	777	777	777	88	88	88	88
Max PRENTICE (777)	15	777	777	88	101	37	88	88	88	88	88	88	113	113	113	113
Martin WHITEHOUSE (88)	16	88	88	101	777	777	777	113	113	113	113	113	37	37	37	37
Luke WILLIAMSON (113)	17	113	101	777	88	88	37	37	37	37	37	37	13	13	13	33
James McCANN (13)	18	13	113	113	113	113	13	13	13	13	13	13	53	33	146	146
Ken ANGELL (37)	19	37	13	13	14	53	13	53	53	53	53	53	33	53	13	13
Simon BAKER (33)	20	33	53	53	13	13	53	146	33	33	33	33	146	146	53	53
Stephen REED (53)	21	53	33	33	53	146	146	33	146	146	146	146	25	25	25	25
Stewart MIDDLETON (101)	22	101	146	146	33	33	33	25	25	25	25	25	10	10	10	10
Nicola FAVOT (146)	23	146	25	14	146	25	25	10	10	10	10	10	10	10	10	10
John ARMSTRONG (25)	24	25	10	25	25	10	10	10	10	10	10	10	10	10	10	10
Paul LIGHTBURN (10)	25	10	14	10	10	10	10	10	10	10	10	10	10	10	10	10

Clerk of the Course _____ Orbits _____

Sig: _____ Time : _____
 Chief Timerkeeper : Ian Sharp (SMART Timing)
 Results available at www.smart-timing.co.uk and www.speedhive.com
 Printed: 07/09/2024 16:11:05



**KMSC/SMRC Race meeting AC****Sorted on Laps****KMSC Modsports Race Championship****Knockhill AC 1.271 miles****Race 8 - 2nd Race****07/09/2024 15:30****Race (15:00 and 1 Laps) started at 16:24:07**

Pos	No.	Name	Make/Model	CC	Class	Laps	Total Tm	Diff	Best Tm	In Lap	2nd Best
1	79	Paul BRYDON	Solution F BMW M3	3500	A	18	16:31.496		53.440	7	53.712
2	90	William PATERSON	Radical PR6	1340	B	18	16:54.501	23.005	53.973	3	54.972
3	28	David BLACKIE	BMW M3	3999	C	18	17:07.215	35.719	55.267	7	55.441
4	86	Adam MORRISON	Mini Cooper S	1998	G	17	16:37.873	1 Lap	57.468	5	57.542
5	32	Shaun DAVIDSON	BMW Compact	3000	F	17	16:46.288	1 Lap	55.816	11	56.008
6	19	Harvey GILLANDERS	Honda EP3	2400	F	17	16:48.744	1 Lap	57.633	6	57.718
7	37	David ROBB	Audi TT	2000	F	17	16:49.968	1 Lap	58.099	17	58.138
8	333	Iain BLACKLEY	Ford Puma	1679T	F	17	17:10.367	1 Lap	59.228	17	59.276
9	31	Natalie COWIE	Mini Cooper S R53	1600	G	17	17:14.974	1 Lap	59.129	7	59.310
10	85	David JOYCE	Renault Clio 182	1998	G	16	16:36.187	2 Laps	1:00.946	4	1:00.959
11	5	Lowell FORSYTH	Mini Cooper R53	1600S	G	16	16:36.519	2 Laps	1:00.731	6	1:00.784
12	18	Richard SUTHERLAND	BMW 318i Compact	1895	J	16	17:14.468	2 Laps	1:02.855	13	1:03.096
13	217	Steven SOMERVILLE	BMW E36 Compact	1900	J	16	17:14.891	2 Laps	1:03.266	13	1:03.279

Not classified

DNF	155	Adam KINDNESS	Mini Cooper S R53	1600	G	16	16:10.186	DNF	59.390	9	59.446
DNF	9	Ron CUMMING	Nemesis Kit Car	2000	A	10	9:08.454	DNF	52.404	2	52.668
DNF	10	Mark THOMSON	Radical SR8 RS	2700	A	10	14:48.101	DNF	1:20.806	2	1:21.544
DNF	14	Michael IMRIE	Renault Clio 197	1998	G	3	5:46.383	DNF	1:05.022	1	1:05.553
DNS	99	Philip WEBSTER	BMW Mini Cooper S	1600	J			DNS		0	
DNS	3	Michael ANDERSON	Ford Focus	1600	F			DNS		0	
DNS	78	David HEADEN	Caterham R400	2300	A			DNS		0	

Announcements

New Track Record (1:02.855) for KMSC Modsports J by Richard SUTHERLAND.

Margin of Victory	Avg. Speed	Best Lap Tm	Best Speed	Best Lap by
23.005	83.087	52.404	87.335	9 - Ron CUMMING

Clerk of the Course**Orbits**

Sig: Time :

Chief Timerkeeper : Ian Sharp (SMART Timing)

Results available at www.smart-timing.co.uk and www.speedhive.com

Printed: 07/09/2024 16:45:12





KMSC/SMRC Race meeting AC

KMSC Modsports Race Championship

Knockhill AC 1.271 miles

Race 8 - 2nd Race

07/09/2024 15:30

Race (15:00 and 1 Laps) started at 16:24:07

Lap	Time of Day	Lap Tm	S1	S2	S3	S1Spd	SFSpd	Lap	Time of Day	Lap Tm	S1	S2	S3	S1Spd	SFSpd
(79) Paul BRYDON								13	16:36:51.666	58.578	17.406	21.694	19.478	93.1	115.5
1	16:25:09.926	56.499	16.910	21.474	18.115	109.3	88.5	14	16:37:50.478	58.812	17.552	21.683	19.577	92.7	114.5
2	16:26:03.956	54.030	15.626	20.680	17.724	110.0	133.2	15	16:38:48.942	58.464	17.385	21.671	19.408	92.9	115.3
3	16:26:58.104	54.148	15.562	20.810	17.776	110.6	133.2	16	16:39:47.023	58.081	17.316	21.572	19.193	93.3	116.3
4	16:27:51.902	53.798	15.461	20.452	17.885	111.3	132.6	17	16:40:45.695	58.672	17.298	21.686	19.688	92.3	116.9
5	16:28:46.898	54.996	15.541	21.472	17.983	111.1	134.2	(32) Shaun DAVIDSON							
6	16:29:41.183	54.285	15.344	20.929	18.012	111.5	134.5	1	16:25:13.894	58.234	17.874	21.231	19.129	99.9	89.4
7	16:30:34.623	53.440	15.504	20.265	17.671	111.3	134.5	2	16:26:10.645	56.751	17.208	20.820	18.723	101.5	124.0
8	16:31:28.335	53.712	15.265	20.496	17.951	111.1	135.0	3	16:27:06.979	56.334	16.585	20.631	19.118	102.1	115.9
9	16:32:22.272	53.937	15.483	20.465	17.989	111.7	130.6	4	16:28:04.084	57.105	17.226	20.801	19.078	101.2	115.5
10	16:33:16.416	54.144	15.544	20.294	18.306	111.7	135.6	5	16:29:00.230	56.146	16.463	20.846	18.837	102.3	121.4
11	16:34:12.863	56.447	16.378	20.625	19.444	110.7	123.8	6	16:29:56.820	56.590	16.944	20.835	18.811	101.5	110.4
12	16:35:08.199	55.336	15.849	21.433	18.054	110.9	130.8	7	16:30:52.828	56.008	16.519	20.647	18.842	100.9	123.8
13	16:36:04.204	56.005	15.753	21.581	18.671	111.5	133.7	8	16:31:49.405	56.577	16.512	20.687	19.378	102.0	122.2
14	16:37:00.534	56.330	15.606	21.891	18.833	111.7	132.1	9	16:32:46.367	56.962	16.564	20.778	19.620	101.5	122.5
15	16:37:55.593	55.059	15.737	21.137	18.185	110.9	132.1	10	16:33:42.804	56.437	16.594	20.653	19.190	101.7	120.5
16	16:38:50.308	54.715	15.884	20.842	17.989	111.8	131.8	11	16:34:38.620	55.816	16.418	20.594	18.804	102.1	123.1
17	16:39:44.340	54.032	15.773	20.422	17.837	111.7	125.4	12	16:35:36.384	57.764	17.037	21.101	19.626	101.8	125.2
18	16:40:39.318	54.978	15.637	21.017	18.324	111.8	134.5	13	16:36:32.460	56.076	16.424	20.732	18.920	101.1	123.8
(90) William PATERSON								14	16:37:39.590	1:07.130	19.660	25.422	22.048	84.2	123.6
1	16:25:11.941	57.322	17.431	21.449	18.442	104.5	87.8	15	16:38:49.239	1:09.649	20.485	25.043	24.121	83.4	99.1
2	16:26:06.913	54.972	16.116	20.735	18.121	106.9	128.3	16	16:39:51.686	1:02.447	19.631	22.629	20.187	96.3	99.3
3	16:27:00.886	53.973	15.571	20.548	17.854	108.6	129.8	17	16:40:54.110	1:02.424	18.289	22.810	21.325	96.6	120.0
4	16:27:56.082	55.196	16.033	21.060	18.103	106.9	129.8	(19) Harvey GILLANDERS							
5	16:28:51.697	55.615	16.027	21.138	18.450	107.2	129.8	1	16:25:17.876	1:01.083	18.325	23.464	19.294	93.1	90.4
6	16:29:47.175	55.478	15.966	21.037	18.475	107.5	129.6	2	16:26:16.032	58.156	17.386	21.702	19.068	95.7	120.9
7	16:30:42.969	55.794	16.088	21.212	18.494	107.5	129.1	3	16:27:13.865	57.833	16.923	21.725	19.185	98.0	123.1
8	16:31:37.948	54.979	15.783	20.734	18.462	107.7	128.3	4	16:28:13.771	59.906	17.187	23.014	19.705	98.3	123.1
9	16:32:33.399	55.451	15.624	21.365	18.462	107.7	129.1	5	16:29:12.146	58.375	17.020	22.076	19.279	98.0	122.7
10	16:33:29.178	55.779	16.005	20.933	18.841	106.9	129.6	6	16:30:09.779	57.633	16.933	21.598	19.102	97.5	121.1
11	16:34:25.358	56.180	16.273	21.128	18.779	106.2	126.1	7	16:31:08.140	58.361	17.022	22.003	19.336	97.4	122.0
12	16:35:22.355	56.997	16.656	21.477	18.864	104.5	126.1	8	16:32:05.858	57.718	16.940	21.490	19.288	98.3	121.4
13	16:36:19.301	56.946	16.351	21.899	18.696	104.7	124.3	9	16:33:04.154	58.296	17.080	21.707	19.509	96.8	121.1
14	16:37:15.161	55.860	15.817	21.176	18.867	107.2	129.8	10	16:34:03.793	59.639	16.857	22.882	19.900	97.7	120.3
15	16:38:12.012	56.851	16.479	21.451	18.921	104.9	128.1	11	16:35:02.211	58.418	16.967	21.682	19.769	97.4	120.5
16	16:39:08.087	56.075	15.956	20.931	19.188	105.3	128.3	12	16:36:01.829	59.618	17.274	22.644	19.700	97.4	116.5
17	16:40:04.847	56.760	16.035	21.982	18.743	103.6	126.6	13	16:37:00.792	58.963	17.294	22.115	19.554	94.4	120.7
18	16:41:02.323	57.476	16.874	21.696	18.906	103.7	119.0	14	16:37:59.387	58.595	17.182	21.820	19.593	97.0	121.1
(28) David BLACKIE								15	16:38:58.507	59.120	17.097	21.990	20.033	96.8	120.7
1	16:25:13.258	58.251			18.786		81.9	16	16:39:57.355	58.848	17.410	21.917	19.521	96.6	119.0
2	16:26:09.903	56.645			18.625		126.1	17	16:40:56.566	59.211	17.534	22.128	19.549	96.3	120.3
3	16:27:05.627	55.724			18.424		126.6	(37) David ROBB							
4	16:28:01.261	55.634			18.435		127.1	1	16:25:17.031	1:00.615	18.329	22.698	19.588	95.5	84.4
5	16:28:56.890	55.629			18.318		127.1	2	16:26:15.597	58.566	17.184	21.767	19.615	95.7	116.7
6	16:29:52.526	55.636			18.258		127.6	3	16:27:13.735	58.138	16.882	21.637	19.619	95.6	116.7
7	16:30:47.793	55.267			18.365		128.3	4	16:28:13.578	59.843	17.198	22.903	19.742	95.5	117.9
8	16:31:43.234	55.441			18.252		128.6	5	16:29:13.002	59.424	17.236	22.484	19.704	94.5	116.5
9	16:32:39.750	56.516			18.379		128.1	6	16:30:11.685	58.683	17.110	21.891	19.682	95.5	117.3
10	16:33:35.796	56.046			18.404		128.1	7	16:31:10.634	58.949	17.093	22.171	19.685	95.2	116.7
11	16:34:32.580	56.784			18.622		127.6	8	16:32:09.049	58.415	17.060	21.653	19.702	95.2	116.9
12	16:35:29.844	57.264			18.705		127.1	9	16:33:07.694	58.645	17.187	21.609	19.849	94.5	116.5
13	16:36:27.298	57.454			18.944		126.9	10	16:34:07.090	59.396	17.084	22.649	19.663	95.1	116.1
14	16:37:24.375	57.077			18.917		126.4	11	16:35:05.863	58.773	17.256	21.693	19.824	95.5	116.9
15	16:38:20.796	56.421			18.559		127.1	12	16:36:04.801	58.938	17.147	21.856	19.935	95.5	115.9
16	16:39:18.248	57.452			18.853		121.6	13	16:37:04.157	59.356	17.299	22.209	19.848	94.9	115.7
17	16:40:18.043	59.795			19.703		127.6	14	16:38:02.802	58.645	17.219	21.799	19.627	95.5	116.1
18	16:41:15.037	56.994			18.905		122.5	15	16:39:01.271	58.469	17.161	21.531	19.777	95.5	116.5
(86) Adam MORRISON								16	16:39:59.691	58.420	17.162	21.576	19.682	95.3	116.5
1	16:25:14.774	59.239	18.523	21.462	19.254	94.1	79.6	17	16:40:57.790	58.099	17.099	21.429	19.571	95.7	116.7
2	16:26:12.316	57.542	17.193	21.223	19.126	94.5	117.1	(333) Iain BLACKLEY							
3	16:27:10.005	57.689	17.121	21.336	19.232	94.5	117.3	1	16:25:22.243	1:02.826			20.625		94.5
4	16:28:08.625	58.620	17.021	22.291	19.308	94.0	116.9	2	16:26:22.228	59.985			20.132		104.5
5	16:29:06.093	57.468	16.956	21.438	19.074	94.3	116.9	3	16:27:22.003	59.775			19.967		117.1
6	16:30:04.215	58.122	17.196	21.582	19.344	93.6	117.3	4	16:28:22.298	1:00.295			19.712		116.3
7	16:31:02.558	58.343	17.028	21.736	19.579	94.9	115.9	5	16:29:22.264	59.966			19.692		115.3
8	16:32:00.492	57.934	17.076	21.431	19.427	94.0	116.3	6	16:30:22.188	59.924			19.606		116.3
9	16:32:58.848	58.356	17.423	21.362	19.571	92.2	115.5	7	16:31:21.682	59.494			19.630		116.9
10	16:33:56.515	57.667	17.194	21.332											



KMSC/SMRC Race meeting AC

KMSC Modsports Race Championship

Knockhill AC 1.271 miles

Race 8 - 2nd Race

07/09/2024 15:30

Race (15:00 and 1 Laps) started at 16:24:07

Lap	Time of Day	Lap Tm	S1	S2	S3	S1Spd	SFSpd	Lap	Time of Day	Lap Tm	S1	S2	S3	S1Spd	SFSpd
11	16:35:19.954	59.507			19.512		117.5	11	16:36:04.269	1:04.240			21.787		101.4
12	16:36:19.514	59.560			19.558		118.1	12	16:37:08.067	1:03.798			21.424		101.4
13	16:37:18.939	59.425			19.684		117.5	13	16:38:10.922	1:02.855			21.337		101.2
14	16:38:18.504	59.565			19.531		117.7	14	16:39:14.125	1:03.203			21.405		100.9
15	16:39:18.496	59.992			19.483		117.5	15	16:40:18.527	1:04.402			21.812		101.1
16	16:40:18.961	1:00.465			19.619		116.7	16	16:41:22.290	1:03.763			21.534		99.6
17	16:41:18.189	59.228			19.500		118.4								

(217) Steven SOMERVILLE

1	16:25:26.299	1:06.750			21.542		78.6
2	16:26:30.685	1:04.386			21.836		101.1
3	16:27:34.799	1:04.114			21.702		99.7
4	16:28:38.830	1:04.031			21.601		99.4
5	16:29:42.573	1:03.743			21.451		99.7
6	16:30:46.477	1:03.904			21.518		99.3
7	16:31:50.445	1:03.968			21.587		99.4
8	16:32:53.884	1:03.439			21.623		99.6
9	16:33:57.344	1:03.460			21.580		99.0
10	16:35:00.735	1:03.391			21.494		99.4
11	16:36:04.662	1:03.927			21.765		100.0
12	16:37:08.514	1:03.852			21.515		98.7
13	16:38:11.780	1:03.266			21.428		100.5
14	16:39:15.059	1:03.279			21.515		99.7
15	16:40:19.133	1:04.074			21.569		99.6
16	16:41:22.713	1:03.580			21.676		99.3

(155) Adam KINDNESS

1	16:25:17.970	1:01.481	18.451	23.036	19.994	93.1	84.4
2	16:26:17.416	59.446	17.999	21.740	19.707	92.1	107.4
3	16:27:17.550	1:00.134	17.898	22.118	20.118	90.2	113.9
4	16:28:17.093	59.543	17.687	21.988	19.868	90.6	112.0
5	16:29:16.914	59.821	17.832	21.931	20.058	91.1	112.8
6	16:30:17.107	1:00.193	18.077	22.060	20.056	90.0	102.1
7	16:31:17.234	1:00.127	17.824	22.107	20.196	91.3	108.1
8	16:32:17.030	59.796	17.875	21.840	20.081	91.1	112.6
9	16:33:16.420	59.390	17.834	21.773	19.783	90.7	111.8
10	16:34:16.339	59.919	18.058	21.844	20.017	91.8	112.4
11	16:35:16.804	1:00.465	18.125	22.218	20.122	88.0	112.2
12	16:36:16.311	59.507	17.748	21.878	19.881	91.2	112.4
13	16:37:16.517	1:00.206	17.769	22.647	19.790	90.1	112.4
14	16:38:17.252	1:00.735	17.642	22.624	20.469	90.2	113.5
15	16:39:16.821	59.569	17.639	21.979	19.951	91.2	111.7
16	16:40:18.008	1:01.187	17.654	22.587	20.946	91.8	112.4

(9) Ron CUMMING

1	16:25:14.624	56.935	17.674	21.602	17.659	94.9	89.0
2	16:26:07.028	52.404	15.087	19.803	17.514	115.5	138.1
3	16:26:59.935	52.907	15.517	19.724	17.666	114.5	137.5
4	16:27:52.603	52.668	14.852	19.982	17.834	117.1	136.7
5	16:28:46.223	53.620	15.224	20.647	17.749	115.1	136.4
6	16:29:40.750	54.527	15.244	20.844	18.439	115.7	136.4
7	16:30:33.511	52.761	15.153	19.941	17.667	117.3	134.5
8	16:31:27.406	53.895	14.999	20.707	18.189	115.5	137.8
9	16:32:21.819	54.413	15.731	20.223	18.459	111.7	125.0
10	16:33:16.276	54.457	15.279	20.635	18.543	115.5	135.8

(10) Mark THOMSON

1	16:25:38.762	1:21.544	24.318	30.155	27.071	64.2	58.9
2	16:26:59.568	1:20.806	24.281	29.395	27.130	62.1	62.5
3	16:28:23.718	1:24.150	23.629	30.505	30.016	62.5	64.4
4	16:29:52.638	1:28.920	25.651	33.610	29.659	59.6	64.4
5	16:31:19.906	1:27.268	26.377	31.636	29.255	59.9	62.3
6	16:32:51.210	1:31.304	26.592	35.487	29.225	53.4	62.8
7	16:34:17.043	1:25.833	25.941	31.780	28.112	59.9	65.3
8	16:35:45.663	1:28.620	26.102	31.985	30.533	60.5	65.2
9	16:37:18.793	1:33.130	26.063	35.144	31.923	56.4	61.2
10	16:38:55.923	1:37.130	29.227	31.725	36.178	52.0	56.4

(14) Michael IMRIE

1	16:25:22.154	1:05.022	18.970	23.925	22.127	91.7	77.0
2	16:26:27.707	1:05.553	19.421	23.509	22.623	79.9	96.6
3	16:29:54.205	3:26.498	21.065	26.590	2:38.843	68.8	88.8

(31) Natalie COWIE							
1	16:25:21.449	1:03.510	18.779	23.590	21.141	93.6	86.3
2	16:26:22.302	1:00.853	17.423	22.753	20.677	94.1	111.7
3	16:27:23.510	1:01.208	18.323	22.741	20.144	93.2	109.5
4	16:28:23.681	1:00.171	17.346	22.574	20.251	94.9	115.5
5	16:29:23.543	59.862	17.495	22.430	19.937	94.3	114.1
6	16:30:23.426	59.883	17.622	22.273	19.988	92.9	115.1
7	16:31:22.555	59.129	17.208	22.253	19.668	94.7	115.5
8	16:32:22.305	59.750	17.491	22.295	19.964	93.3	116.5
9	16:33:21.946	59.641	17.456	22.370	19.815	94.5	115.3
10	16:34:21.256	59.310	17.295	22.213	19.802	94.3	115.3
11	16:35:21.222	59.966	17.855	22.342	19.769	93.9	114.7
12	16:36:21.037	59.815	17.510	22.558	19.747	93.1	114.9
13	16:37:20.670	59.633	17.407	22.299	19.927	94.3	115.9
14	16:38:20.197	59.527	17.448	22.082	19.997	94.4	115.1
15	16:39:19.967	59.770	17.348	22.660	19.762	93.9	115.3
16	16:40:22.985	1:03.018	20.358	22.750	19.910	91.7	115.9
17	16:41:22.796	59.811	17.529	22.109	20.173	93.5	115.9

(85) David JOYCE							
1	16:25:21.988	1:03.666	19.350	23.419	20.897	88.9	86.9
2	16:26:23.441	1:01.453	17.946	23.051	20.456	91.8	110.6
3	16:27:24.524	1:01.083	17.995	22.464	20.624	90.9	111.8
4	16:28:25.470	1:00.946	18.196	22.346	20.404	90.0	111.8
5	16:29:26.596	1:01.126	18.400	22.294	20.432	89.6	110.7
6	16:30:27.964	1:01.368	18.462	22.325	20.581	90.2	112.2
7	16:31:30.681	1:02.717	17.950	22.865	21.902	90.2	112.0
8	16:32:31.947	1:01.266	18.418	22.389	20.459	90.0	112.0
9	16:33:33.786	1:01.839	19.021	22.284	20.534	90.4	110.7
10	16:34:34.920	1:01.134	18.111	22.709	20.314	89.6	111.7
11	16:35:36.667	1:01.747	18.427	22.622	20.698	90.8	109.8
12	16:36:37.626	1:00.959	18.439	22.102	20.418	90.2	110.2
13	16:37:39.230	1:01.604	18.333	22.467	20.804	90.1	110.0
14	16:38:40.455	1:01.225	18.348	22.377	20.500	90.0	110.9
15	16:39:41.876	1:01.421	18.578	22.272	20.571	90.2	112.2
16	16:40:44.009	1:02.133	18.291	22.502	21.340	89.7	111.5

(5) Lowell FORSYTH							
1	16:25:24.163	1:05.701	20.433	24.327	20.941	84.4	80.3
2	16:26:26.628	1:02.465	18.639	23.162	20.664	89.7	108.2
3	16:27:28.170	1:01.542	18.486	22.728	20.328	89.8	108.4
4	16:28:29.342	1:01.172	18.265	22.567	20.340	89.2	110.2
5	16:29:30.228	1:00.886	18.092	22.595	20.199	88.9	109.5
6	16:30:30.959	1:00.731	18.041	22.439	20.251	89.2	110.2
7	16:31:33.213	1:02.254	18.697	23.166	20.391	88.1	109.8
8	16:32:34.091	1:00.878	18.094	22.457	20.327	89.8	110.0
9	16:33:35.217	1:01.126	18.000	22.803	20.323	89.0	109.7
10	16:34:36.430	1:01.213	18.333	22.616	20.264	88.3	110.2
11	16:35:37.908	1:01.478	17.988	22.988	20.502	90.0	110.4
12	16:36:38.692	1:00.784	18.068	22.614	20.102	89.5	110.0
13	16:37:39.751	1:01.059	18.050	22.681	20.328	84.4	110.4
14	16:38:40.816	1:01.065	18.273	22.584	20.208	88.9	110.6
15	16:39:42.339	1:01.523	18.629	22.539	20.355	87.7	111.1
16	16:40:44.341	1:02.002	18.349	22.512	21.141	89.0	110.2

(18) Richard SUTHERLAND							
1	16:25:25.879	1:06.603			21.638		78.6
2	16:26:29.989	1:04.110			21.478		101.1
3	16:27:33.404	1:03.415			21.349		100.6
4	16:28:36.622	1:03.218			21.438		100.8
5	16:29:41.228	1:04.606			21.437		100.6
6	16:30:44.405	1:03.177			21.550		100.6
7	16:31:48.081	1:03.676			21.511		100.5
8	16:32:51.177	1:03.096			21.363</		



KMSC/SMRC Race meeting AC

Lapchart

KMSC Modsports Race Championship

Knockhill AC 1.271 miles

Race 8 - 2nd Race

07/09/2024 15:30

Race (15:00 and 1 Laps) started at 16:24:07



Competitors	Laps																		
	0	1	2	3	4	5	6	7	8	9	10	11	12	13	14	15	16	17	18
Paul BRYDON (79)	1	79	79	79	79	79	9	9	9	9	9	9	79	79	79	79	79	79	79
William PATERSON (90)	2	90	90	90	9	9	79	79	79	79	79	90	90	90	90	90	90	90	90
David BLACKIE (28)	3	28	28	9	90	90	90	90	90	90	90	28	28	28	28	28	28	28	28
Adam MORRISON (86)	4	86	32	28	28	28	28	28	28	28	28	32	32	32	32	86	86	86	86
Shaun DAVIDSON (32)	5	32	9	32	32	32	32	32	32	32	32	86	86	86	86	32	32	32	32
David ROBB (37)	6	37	86	86	86	86	86	86	86	86	86	19	19	19	19	19	19	19	19
Adam KINDNESS (155)	7	155	37	37	37	37	19	19	19	19	19	37	37	37	37	37	37	37	37
Harvey GILLANDERS (19)	8	19	19	19	19	19	37	37	37	37	37	155	155	155	155	155	155	155	333
Michael IMRIE (14)	9	14	155	155	155	155	155	155	155	155	155	333	333	333	333	333	333	333	31
Mark THOMSON (10)	10	10	31	333	333	333	333	333	333	333	333	31	31	31	31	31	31	31	31
Ron CUMMING (9)	11	9	85	31	31	31	31	31	31	31	31	85	85	85	85	85	85	85	85
Natalie COWIE (31)	12	31	14	85	85	85	85	85	85	85	85	5	5	5	5	5	5	5	5
David JOYCE (85)	13	85	333	5	5	5	5	5	5	5	5	18	18	18	18	18	18	18	18
Lowell FORSYTH (5)	14	5	5	14	18	18	18	18	18	18	18	217	217	217	217	217	217	217	217
Richard SUTHERLAND (18)	15	18	18	18	217	217	217	217	217	217	217	217	217	217	217	217	217	217	217
Iain BLACKLEY (333)	16	333	217	217	10	10	10	10	10	10	10	10	10	10	10	10	10	10	10
Steven SOMERVILLE (217)	17	217	10	10	14														
-	18																		
-	19																		
-	20																		

Clerk of the Course Orbits

Sig: Time :
 Chief Timerkeeper : Ian Sharp (SMART Timing)
 Results available at www.smart-timing.co.uk and www.speedhive.com
 Printed: 07/09/2024 16:45:55





Bulletin No. _____

KMSC/SMRC Race meeting AC**Sorted on Laps**

Scottish Fiesta ST Cup

Knockhill AC 1.271 miles

Race 9 - 2nd Race

07/09/2024 16:00

Race (12 Laps) started at 16:54:25

Pos	No.	Name	Make/Model	CC	Class	Laps	Total Tm	Diff	Best Tm	In Lap	2nd Best
1	147	Gerry HENDRY	Ford Fiesta ST	2000	ST	12	12:48.927		1:02.703	3	1:03.050
2	21	Kieren PREEDY	Ford Fiesta ST	2000	ST	12	12:49.791	0.864	1:03.001	3	1:03.295
3	68	Arran WARD	Ford Fiesta ST	2000	ST	12	12:50.261	1.334	1:03.108	3	1:03.121
4	99	James DICKIE	Ford Fiesta ST	2000	STN	12	12:53.604	4.677	1:03.265	7	1:03.350
5	58	Kenneth LEES	Ford Fiesta ST	2000	STCN	12	13:01.665	12.738	1:03.691	4	1:03.911
6	5	Lorn MURRAY	Ford Fiesta ST	2000	STC	12	13:02.221	13.294	1:03.634	2	1:03.743
7	83	Sophie KINGHORN	Ford Fiesta ST	2000	STCN	12	13:02.624	13.697	1:03.410	8	1:03.485
8	35	Andrew MACKIE	Ford Fiesta ST	2000	ST	12	13:09.729	20.802	1:04.137	4	1:04.491
9	7	Stuart MURRAY	Ford Fiesta ST	2000	STC	12	13:10.541	21.614	1:04.463	3	1:04.496
10	23	Lucy HALES-MAVER	Ford Fiesta ST	2000	ST	12	13:13.302	24.375	1:04.315	9	1:04.800
11	30	Michael GORDON	Ford Fiesta ST	2000	STN	12	13:16.164	27.237	1:04.597	8	1:04.752
12	17	Angus ROSS	Ford Fiesta ST	2000	STN	12	13:18.832	29.905	1:03.943	8	1:04.361
Not classified											
DNF	61	Peter CRUICKSHANK	Ford Fiesta ST	2000	ST	10	12:12.537	DNF	1:04.226	9	1:04.585

Margin of Victory	Avg. Speed	Best Lap Tm	Best Speed	Best Lap by
0.864	71.424	1:02.703	72.990	147 - Gerry HENDRY

Clerk of the Course

Orbits

Sig: Time :
 Chief Timerkeeper : Ian Sharp (SMART Timing)

Results available at www.smart-timing.co.uk and www.speedhive.com

Printed: 07/09/2024 17:12:13

motor
sport
UK**RACE
WITH
RESPECT**



KMSC/SMRC Race meeting AC

Scottish Fiesta ST Cup

Knockhill AC 1.271 miles

Race 9 - 2nd Race

07/09/2024 16:00

Race (12 Laps) started at 16:54:25

Lap	Time of Day	Lap Tm	S1	S2	S3	S1Spd	SFSpd	Lap	Time of Day	Lap Tm	S1	S2	S3	S1Spd	SFSpd
(147) Gerry HENDRY															
1	16:55:37.901	1:05.105	20.429	23.349	21.327	83.0	65.3	3	16:57:49.056	1:04.148	18.952	23.392	21.804	81.9	102.6
2	16:56:41.139	1:03.238	18.765	23.034	21.439	82.2	104.0	4	16:58:53.177	1:04.121	18.753	23.263	22.105	82.3	102.0
3	16:57:43.842	1:02.703	18.463	22.856	21.384	82.0	102.6	5	16:59:56.920	1:03.743	18.932	23.204	21.607	82.1	101.2
4	16:58:47.308	1:03.466	18.705	23.146	21.615	81.6	102.5	6	17:01:00.783	1:03.863	18.736	23.397	21.730	82.6	102.5
5	16:59:50.358	1:03.050	18.490	23.171	21.389	81.9	101.5	7	17:02:08.503	1:07.720	18.873	26.983	21.864	81.0	102.3
6	17:00:53.694	1:03.336	18.609	23.309	21.418	82.0	102.0	8	17:03:12.283	1:03.780	18.889	23.313	21.578	81.2	100.9
7	17:01:57.115	1:03.421	18.621	23.350	21.450	81.9	101.8	9	17:04:16.303	1:04.020	19.017	23.227	21.776	81.7	102.1
8	17:03:00.475	1:03.360			21.460		102.5	10	17:05:20.282	1:03.979	18.900	23.302	21.777	82.0	102.5
9	17:04:03.732	1:03.257			21.502		102.1	11	17:06:24.183	1:03.901	18.941	23.481	21.479	81.9	101.4
10	17:05:07.065	1:03.333			21.509		101.8	12	17:07:28.063	1:03.880	18.821	23.319	21.740	82.3	102.3
11	17:06:10.851	1:03.786	18.563	23.496	21.727	81.7	101.7	(83) Sophie KINGHORN							
12	17:07:14.769	1:03.918	18.670	23.604	21.644	80.9	101.7	1	16:55:42.730	1:07.544	20.855	24.869	21.820	83.2	70.8
(21) Kieren PREEDY															
1	16:55:37.610	1:04.936	20.273	23.205	21.458	83.3	65.3	2	16:56:47.176	1:04.446	19.091	23.775	21.580	83.4	104.4
2	16:56:41.478	1:03.868	19.189	23.325	21.354	82.6	102.5	3	16:57:51.489	1:04.313	18.928	23.553	21.832	83.7	103.6
3	16:57:44.479	1:03.001			21.421		102.9	4	16:58:55.782	1:04.293	18.992	23.482	21.819	83.8	101.8
4	16:58:47.789	1:03.310	18.791	23.021	21.498	83.4	103.1	5	17:00:00.773	1:04.991	18.876	23.910	22.205	83.0	102.5
5	16:59:51.297	1:03.508	18.631	22.962	21.915	83.1	102.6	6	17:01:05.672	1:04.899	18.964	24.079	21.856	83.3	101.7
6	17:00:54.592	1:03.295	18.764	22.977	21.554	83.6	102.5	7	17:02:09.157	1:03.485	18.838	22.930	21.717	82.0	102.8
7	17:01:57.963	1:03.371	18.878	22.911	21.582	82.3	102.3	8	17:03:12.567	1:03.410	18.721	23.127	21.562	83.4	102.8
8	17:03:01.382	1:03.419	18.725	23.072	21.622	82.4	101.8	9	17:04:16.670	1:04.103	18.947	23.254	21.902	83.3	103.4
9	17:04:04.953	1:03.571	18.931	23.029	21.611	82.1	102.0	10	17:05:20.638	1:03.968	18.776	23.218	21.974	82.7	102.3
10	17:05:08.495	1:03.542	18.829	23.024	21.689	82.1	101.7	11	17:06:24.617	1:03.979	18.875	23.402	21.702	82.8	102.3
11	17:06:12.155	1:03.660	19.033	23.040	21.587	81.6	101.7	12	17:07:28.466	1:03.849	18.985	23.032	21.832	82.7	102.8
12	17:07:15.633	1:03.478	18.844	22.935	21.699	82.4	101.5	(35) Andrew MACKIE							
(68) Arran WARD															
1	16:55:38.312	1:05.120	20.144	23.679	21.297	80.0	67.8	1	16:55:42.500	1:07.545	20.578	25.024	21.943	82.6	72.2
2	16:56:42.022	1:03.710	18.690	23.563	21.457	80.5	103.6	2	16:56:47.055	1:04.555	19.105	23.470	21.980	82.4	102.9
3	16:57:45.130	1:03.103	18.697	22.909	21.502	83.3	102.1	3	16:57:51.546	1:04.491	18.789	23.520	22.182	82.0	102.1
4	16:58:48.330	1:03.200	18.539	23.133	21.528	82.8	101.7	4	16:58:55.683	1:04.137	18.749	23.484	21.904	82.5	99.0
5	16:59:51.451	1:03.121	18.599	23.153	21.369	83.2	101.8	5	17:00:00.735	1:05.052	18.812	23.844	22.396	82.5	101.8
6	17:00:54.967	1:03.516			21.585		101.4	6	17:01:06.131	1:05.396	18.871	24.708	21.817	81.5	98.8
7	17:01:58.430	1:03.463			21.576		102.9	7	17:02:11.671	1:05.540	19.415	24.021	22.104	81.0	101.2
8	17:03:01.713	1:03.283			21.514		101.4	8	17:03:16.169	1:04.498	18.742	23.661	22.095	81.4	99.6
9	17:04:05.368	1:03.655			21.658		100.9	9	17:04:20.966	1:04.797	19.083	23.786	21.928	81.1	100.3
10	17:05:08.972	1:03.604	18.706	23.308	21.590	82.6	101.1	10	17:05:25.522	1:04.556	18.802	23.738	22.016	81.2	100.2
11	17:06:12.517	1:03.545			21.540		101.1	11	17:06:30.492	1:04.970	18.857	23.918	22.195	80.9	99.9
12	17:07:16.103	1:03.586			21.705		102.0	12	17:07:35.571	1:05.079	18.854	23.862	22.363	80.9	99.1
(99) James DICKIE															
1	16:55:39.283	1:06.055	20.457	23.843	21.755	84.6	65.6	(7) Stuart MURRAY							
2	16:56:43.552	1:04.269	19.146	23.023	22.100	81.3	100.3	1	16:55:40.983	1:07.065			21.881		66.8
3	16:57:46.902	1:03.350	18.770	23.133	21.447	80.7	103.1	2	16:56:45.891	1:04.908	19.377	23.781	21.750	82.1	101.2
4	16:58:50.529	1:03.627	18.679	23.208	21.740	81.6	102.5	3	16:57:50.354	1:04.463	18.996	23.664	21.803	80.8	100.9
5	16:59:53.914	1:03.385	18.790	23.046	21.549	81.1	104.2	4	16:58:54.850	1:04.496	19.013	23.591	21.892	81.8	101.5
6	17:00:57.356	1:03.442	18.759	23.236	21.447	81.4	103.2	5	17:00:00.069	1:05.219	19.354	23.838	22.027	80.6	100.0
7	17:02:00.621	1:03.265	18.608	23.194	21.463	82.2	101.2	6	17:01:05.396	1:05.327	19.333	24.201	21.793	81.3	101.4
8	17:03:05.025	1:04.404	18.678	22.855	22.871	81.0	102.6	7	17:02:10.646	1:05.250	19.587	23.977	21.686	81.9	101.5
9	17:04:08.483	1:03.458			21.791		101.1	8	17:03:15.779	1:05.133	19.105	23.936	22.092	81.6	101.8
10	17:05:11.872	1:03.389			21.710		102.0	9	17:04:21.676	1:05.897			22.122		99.9
11	17:06:15.661	1:03.789	18.722	22.949	22.118	80.1	102.6	10	17:05:26.698	1:05.022	19.055	23.993	21.974	81.9	101.7
12	17:07:19.446	1:03.785	18.835	23.174	21.776	81.2	102.5	11	17:06:31.491	1:04.793			21.896		101.5
(58) Kenneth LEES															
1	16:55:40.206	1:06.414	20.460	24.266	21.688	83.3	67.6	12	17:07:36.383	1:04.892	18.949	23.844	22.099	81.7	102.0
2	16:56:44.117	1:03.911	18.863	23.541	21.507	82.8	102.6	(23) Lucy HALES-MAVER							
3	16:57:48.297	1:04.180	19.010	23.475	21.695	80.3	103.4	1	16:55:43.426	1:08.770	21.383	25.527	21.860	79.4	67.9
4	16:58:51.988	1:03.691	18.716	23.273	21.702	82.0	101.5	2	16:56:48.922	1:05.496	19.025	24.707	21.764	81.5	102.1
5	16:59:56.314	1:04.326	18.928	23.534	21.864	81.0	101.8	3	16:57:54.296	1:05.374	19.157	24.251	21.966	81.3	102.8
6	17:01:00.500	1:04.186	18.912	23.536	21.738	81.1	102.0	4	16:58:59.682	1:05.386	19.186	24.078	22.122	82.7	101.5
7	17:02:05.860	1:05.360	19.106	24.278	21.976	82.2	101.5	5	17:00:04.754	1:05.072	19.163	23.770	22.139	81.8	101.7
8	17:03:10.252	1:04.392	18.859	23.722	21.811	81.8	101.2	6	17:01:09.554	1:04.800	19.164	23.739	21.897	81.2	102.3
9	17:04:14.384	1:04.132	18.653	23.682	21.797	81.4	101.4	7	17:02:14.954	1:05.400	19.210	24.001	22.189	80.9	102.0
10	17:05:18.613	1:04.229	18.806	23.605	21.818	81.7	101.4	8	17:03:20.030	1:05.076	19.196	23.937	21.943	82.2	101.5
11	17:06:22.956	1:04.343	18.851	23.719	21.773	81.9	101.1	9	17:04:24.345	1:04.315	18.963	23.437	21.915	82.3	101.8
12	17:07:27.507	1:04.551	19.035	23.702	21.814	80.7	101.1	10	17:05:29.212	1:04.867	18.956	23.796	22.115	82.2	101.5
(5) Lorn MURRAY															
1	16:55:41.274	1:06.571	20.216	24.489	21.866	83.2	70.3	11	17:06:34.036	1:04.824	19.088	23.599	22.137	81.2	100.6
2	16:56:44.908	1:03.634	18.742	23.340	21.552	82.1	102.9	12	17:07:39.144	1:05.108	19.077	23.948	22.083	82.2	101.1
(30) Michael GORDON															
1	16:55:44.146	1:09.081						1	16:55:44.146	1:09.081			22.026		68.8
2	16:56:49.872	1:05.726						2	16:56:49.872	1:05.726			22.338		101.5
3	16:57:55.580	1:05.708													



KMSC/SMRC Race meeting AC

Scottish Fiesta ST Cup

Knockhill AC 1.271 miles

Race 9 - 2nd Race

07/09/2024 16:00

Race (12 Laps) started at 16:54:25

Lap	Time of Day	Lap Tm	S1	S2	S3	S1Spd	SFSpd	Lap	Time of Day	Lap Tm	S1	S2	S3	S1Spd	SFSpd
7	17:02:16.197	1:05.412			22.176		102.3								
8	17:03:20.794	1:04.597			21.908		101.2								
9	17:04:25.689	1:04.895	19.045	23.912	21.938	81.7	102.0								
10	17:05:31.582	1:05.893			22.078		100.9								
11	17:06:36.796	1:05.214			22.196		99.0								
12	17:07:42.006	1:05.210			22.019		102.6								

(17) Angus ROSS

1	16:55:41.847	1:07.371	20.473	24.829	22.069	80.0	67.3
2	16:56:46.514	1:04.667	19.265	23.426	21.976	81.0	101.7
3	16:58:02.075	1:15.561	19.017	34.200	22.344	81.6	100.5
4	16:59:06.776	1:04.701	18.992	23.634	22.075	80.6	100.0
5	17:00:11.427	1:04.651	19.074	23.626	21.951	80.6	100.0
6	17:01:15.981	1:04.554	19.147	23.407	22.000	82.3	100.0
7	17:02:20.994	1:05.013			22.004		99.7
8	17:03:24.937	1:03.943	18.763	23.140	22.040	80.0	100.5
9	17:04:29.517	1:04.580	19.107	23.446	22.027	80.6	100.8
10	17:05:34.488	1:04.971			22.425		99.9
11	17:06:38.849	1:04.361	18.848	23.286	22.227	82.2	99.7
12	17:07:44.674	1:05.825	20.171	23.506	22.148	78.6	100.5

(61) Peter CRUICKSHANK

1	16:55:42.319	1:07.558	20.662	24.789	22.107	81.6	68.5
2	16:56:48.434	1:06.115	19.293	25.043	21.779	80.7	102.6
3	16:57:53.686	1:05.252	18.835	24.082	22.335	82.2	102.0
4	16:58:58.795	1:05.109	18.721	24.404	21.984	82.4	101.2
5	17:00:04.340	1:05.545	19.216	23.899	22.430	82.0	101.2
6	17:01:08.925	1:04.585	18.918	23.786	21.881	81.2	101.1
7	17:02:14.205	1:05.280	19.068	24.082	22.130	81.3	100.9
8	17:03:19.222	1:05.017	18.906	24.133	21.978	81.4	101.1
9	17:04:23.448	1:04.226	18.687	23.619	21.920	81.6	101.1
10	17:06:38.379	2:14.931	18.882	38.808	1:17.241	81.8	100.6

Clerk of the Course

Orbits

Sig: Time :
 Chief Timerkeeper : Ian Sharp (SMART Timing)
 Results available at www.smart-timing.co.uk and www.speedhive.com



motor sport UK

RACE WITH RESPECT



KMSC/SMRC Race meeting AC

Lapchart

Scottish Fiesta ST Cup

Knockhill AC 1.271 miles

Race 9 - 2nd Race

07/09/2024 16:00

Race (12 Laps) started at 16:54:25



Competitors	Laps													
	0	1	2	3	4	5	6	7	8	9	10	11	12	
Kieren PREEDY (21)	1	21	21	147	147	147	147	147	147	147	147	147	147	147
Gerry HENDRY (147)	2	147	147	21	21	21	21	21	21	21	21	21	21	21
Arran WARD (68)	3	68	68	68	68	68	68	68	68	68	68	68	68	68
James DICKIE (99)	4	99	99	99	99	99	99	99	99	99	99	99	99	99
Kenneth LEES (58)	5	58	58	58	58	58	58	58	58	58	58	58	58	58
Stuart MURRAY (7)	6	7	7	5	5	5	5	5	5	5	5	5	5	5
Angus ROSS (17)	7	17	5	7	7	7	7	7	83	83	83	83	83	83
Lucy HALES-MAVER (23)	8	23	17	17	83	35	35	83	7	7	35	35	35	35
Lorn MURRAY (5)	9	5	61	35	35	83	83	35	35	35	7	7	7	7
Peter CRUICKSHANK (61)	10	61	35	83	61	61	61	61	61	61	23	23	23	23
Andrew MACKIE (35)	11	35	83	61	23	23	23	23	23	23	30	30	30	30
Michael GORDON (30)	12	30	23	23	30	30	30	30	30	30	17	17	17	17
Sophie KINGHORN (83)	13	83	30	30	17	17	17	17	17	17	61			

Clerk of the Course

Orbits

Sig: _____ Time : _____
 Chief Timerkeeper : Ian Sharp (SMART Timing)
 Results available at www.smart-timing.co.uk and www.speedhive.com



motor sport UK

RACE WITH RESPECT

**KMSC/SMRC Race meeting AC****Sorted on Laps**

Scottish Legends Championship

Knockhill AC 1.271 miles

Race 10 - Final

07/09/2024 16:20

Race (13 Laps) started at 17:15:03

Pos	No.	Name	Make/Model	CC	Class	Laps	Total Tm	Diff	Best Tm	In Lap	2nd Best
1	71	Ryan McLEISH	Ford Coupe	1250	L	13	17:01.318		58.716	11	58.762
2	14	Daniel CLARK	Legend Coupe	890	L	13	17:04.079	2.761	58.430	8	58.437
3	28	David ALLAN	Legend Coupe	890	L	13	17:05.479	4.161	59.130	12	59.281
4	95	Maxim POPELYUSHKO	Legend Coupe	850	L	13	17:07.534	6.216	58.992	12	59.290
5	24	Matthew PAPE	Legend Coupe	1250	L	13	17:08.227	6.909	58.728	9	58.755
6	77	Michael WEDDELL	Legend Coupe	1250	L R	13	17:08.267	6.949	58.362	9	58.417
7	85	Mark BEATY	Legend Coupe	1250	L	13	17:09.760	8.442	58.295	9	58.502
8	27	Grant HUNTER	Legend Coupe	890	L R	13	17:10.338	9.020	59.381	12	59.540
9	8	Ben MASON	Legend Coupe	1250	L T	13	17:14.128	12.810	58.242	9	58.335
10	35	Neil SHENTON	Legend Coupe	1250	L	13	17:15.948	14.630	1:00.018	13	1:00.036
11	15	Elby CLARK	Legend Coupe	890	L	13	17:18.567	17.249	59.109	10	1:00.019
12	282	Grant DAVISON	Legend Coupe	890	L	13	17:22.712	21.394	59.981	10	1:00.351
13	333	Bill READ	Legend Coupe	890	L	13	17:24.687	23.369	1:01.241	7	1:01.321
14	5	Christopher WALLACE	Legend Coupe	1250	L R	13	17:26.411	25.093	1:01.574	9	1:01.623
15	55	Stuart McANDREW	Legend Coupe	1250	L	13	17:26.438	25.120	1:00.752	8	1:00.955
16	21	Mark MULHOLLAND	Legend Coupe	1250	L R	13	17:29.186	27.868	1:01.105	13	1:01.361
17	17	Billy WAIT	Legend Coupe	1250	L	13	17:29.290	27.972	1:01.069	13	1:01.110
18	53	Stuart ROBERTSON	Legend Coupe	850	L	13	17:31.880	30.562	1:01.958	13	1:02.033
19	30	Mark FRENCH	Legend Coupe	1250	L	13	17:32.016	30.698	1:01.264	8	1:01.538
20	6	Gary ATKINSON	Legend Sedan-Van	899	L R	13	17:45.260	43.942	1:01.986	9	1:02.128
21	66	Alastair CALDERWOOD	Legend Sedan	1250	L	13	17:54.840	53.522	1:03.267	7	1:03.888
22	733	Keith ATKINSON	Legend Coupe	1250	Gue	13	17:55.048	53.730	1:03.541	7	1:03.671
Not classified											
DNF	4	Simon GRIFFITHS	Legend Coupe	1250	Gue	11	15:19.853	DNF	1:00.483	8	1:00.728
DNF	9	Colin ATKINSON	Legend Coupe	899	L	2	3:19.614	DNF	1:04.386	1	2:11.047
DNF	52	Stewart BLACK	Legend Coupe	1250	L		5.336	DNF		0	

Announcements

Race distance increased to 13 Laps - 3 Laps completed behind the Safety Car

Margin of Victory	Avg. Speed	Best Lap Tm	Best Speed	Best Lap by
2.761	58.255	58.242	78.580	8 - Ben MASON

Clerk of the Course**Orbits**

Sig: Time :
 Chief Timerkeeper : Ian Sharp (SMART Timing)

Results available at www.smart-timing.co.uk and www.speedhive.com

Printed: 07/09/2024 17:34:23





KMSC/SMRC Race meeting AC

Scottish Legends Championship

Knockhill AC 1.271 miles

Race 10 - Final

07/09/2024 16:20

Race (13 Laps) started at 17:15:03

Lap	Time of Day	Lap Tm	S1	S2	S3	S1Spd	SFSpd	Lap	Time of Day	Lap Tm	S1	S2	S3	S1Spd	SFSpd
(71) Ryan McLEISH								13	17:32:11.846	59.385	17.794	21.876	19.715	91.6	110.2
1	17:16:13.623	1:04.110	19.359	23.520	21.231	60.6	94.9	(77) Michael WEDDELL							
2	17:18:25.744	2:12.121	29.077	54.454	48.590	33.5	55.2	1	17:16:23.946	1:14.075	19.639	26.585	27.851	46.6	95.6
3	17:20:44.745	2:19.001	41.100	53.309	44.592	28.0	40.0	2	17:18:34.010	2:10.064			49.540		54.9
4	17:22:49.761	2:05.016	38.660	48.189	38.167	27.0	31.7	3	17:20:53.095	2:19.085	43.346	50.831	44.908	23.1	35.5
5	17:24:12.174	1:22.413	25.391	30.676	26.346	59.1	39.1	4	17:22:58.739	2:05.644	39.162	48.669	37.813	28.6	37.7
6	17:25:11.876	59.702	17.996	22.058	19.648	91.8	107.5	5	17:24:15.256	1:16.517			24.794		44.6
7	17:26:11.447	59.571	17.683	21.862	20.026	90.7	108.8	6	17:25:15.931	1:00.675			20.292		110.2
8	17:27:10.560	59.113	17.517	21.846	19.750	91.8	108.4	7	17:26:16.637	1:00.706			20.413		111.8
9	17:28:09.446	58.886	17.336	21.688	19.862	92.4	108.8	8	17:27:16.690	1:00.053			19.768		110.4
10	17:29:08.590	59.144	17.537	21.553	20.054	92.2	108.2	9	17:28:15.052	58.362			19.664		111.5
11	17:30:07.306	58.716	17.374	21.556	19.786	92.1	106.7	10	17:29:14.937	59.885			19.837		111.3
12	17:31:06.068	58.762	17.384	21.524	19.854	92.2	109.1	11	17:30:13.354	58.417			19.706		113.0
13	17:32:04.937	58.869	17.424	21.709	19.736	92.1	108.8	12	17:31:12.590	59.236			19.628		109.7
								13	17:32:11.886	59.296			19.614		105.0

(14) Daniel CLARK								(85) Mark BEATY							
1	17:16:21.159	1:11.475	19.511	26.733	25.231	58.6	96.3	1	17:16:26.435	1:16.443	19.891	26.626	29.926	48.1	94.3
2	17:18:31.785	2:10.626	27.314	53.622	49.690	41.2	63.7	2	17:18:36.643	2:10.208	25.253	54.298	50.657	37.8	66.6
3	17:20:51.187	2:19.402	42.159	52.321	44.922	30.8	33.1	3	17:20:55.145	2:18.502	43.173	50.023	45.306	21.5	45.8
4	17:22:56.835	2:05.648	38.876	48.741	38.031	30.2	34.1	4	17:23:00.242	2:05.097	38.976	48.403	37.718	28.9	41.1
5	17:24:14.156	1:17.321	24.326	28.052	24.943	70.9	40.1	5	17:24:16.056	1:15.814	23.472	27.527	24.815	81.2	46.9
6	17:25:14.715	1:00.559	17.364	22.909	20.286	96.3	110.4	6	17:25:16.326	1:00.270	17.785	22.473	20.012	92.7	108.6
7	17:26:14.544	59.829	17.606	22.376	19.847	92.6	113.2	7	17:26:16.843	1:00.517	17.446	23.012	20.059	94.3	114.1
8	17:27:12.974	58.430	17.233	21.712	19.485	93.2	111.5	8	17:27:17.031	1:00.188	17.442	22.907	19.839	94.1	110.4
9	17:28:11.889	59.915	17.270	21.822	19.823	93.1	114.3	9	17:28:15.326	58.295	17.226	21.579	19.490	93.2	111.7
10	17:29:10.955	59.066	17.128	21.839	20.099	95.2	110.7	10	17:29:15.174	59.848	18.092	21.954	19.802	93.1	111.7
11	17:30:09.674	58.719	17.060	21.759	19.900	92.9	113.9	11	17:30:14.379	59.205	17.536	22.117	19.552	93.9	112.2
12	17:31:08.111	58.437	16.916	21.591	19.930	93.3	109.5	12	17:31:12.881	58.502	17.174	21.693	19.635	92.6	113.5
13	17:32:07.698	59.587	17.905	21.792	19.890	92.4	109.8	13	17:32:13.379	1:00.498	18.902	21.906	19.690	90.0	105.7

(28) David ALLAN								(27) Grant HUNTER							
1	17:16:12.061	1:03.792			22.775		88.3	1	17:16:14.621	1:05.815	20.061	24.370	21.384	56.8	91.2
2	17:18:24.153	2:12.092			49.001		47.0	2	17:18:27.823	2:13.202	29.625	54.371	49.206	34.7	51.1
3	17:20:43.294	2:19.141			44.760		46.2	3	17:20:46.613	2:18.790	41.324	52.791	44.675	25.8	44.1
4	17:22:48.510	2:05.216			38.512		32.2	4	17:22:51.691	2:05.078	38.929	48.144	38.005	23.6	30.8
5	17:24:11.527	1:23.017			26.554		43.0	5	17:24:12.787	1:21.096	24.960	30.088	26.048	60.9	39.0
6	17:25:11.916	1:00.389			20.421		105.8	6	17:25:14.395	1:01.608	17.812	23.601	20.195	95.3	110.4
7	17:26:12.267	1:00.351			20.467		106.4	7	17:26:14.570	1:00.175	17.785	22.331	20.059	93.5	112.2
8	17:27:11.743	59.476			19.965		107.9	8	17:27:14.412	59.842	17.734	22.208	19.900	93.7	109.5
9	17:28:11.390	59.647			20.176		108.9	9	17:28:14.621	1:00.209	17.881	22.179	20.149	93.1	109.8
10	17:29:10.848	59.458			20.146		107.5	10	17:29:14.696	1:00.075	17.840	22.205	20.030	92.8	109.8
11	17:30:10.129	59.281			19.882		109.1	11	17:30:14.236	59.540	17.809	22.026	19.705	95.7	109.5
12	17:31:09.259	59.130			20.142		110.7	12	17:31:13.617	59.381	17.549	22.049	19.783	94.7	113.0
13	17:32:09.098	59.839			20.389		108.4	13	17:32:13.957	1:00.340	18.031	22.202	20.107	94.0	111.7

(95) Maxim POPELYUSHKO								(8) Ben MASON							
1	17:16:14.299	1:05.659	19.599	24.551	21.509	58.4	89.2	1	17:17:11.250	2:01.222			58.483		98.3
2	17:18:26.927	2:12.628	29.158	54.479	48.991	35.4	52.9	2	17:18:49.711	1:38.461	30.588	26.928	40.945	53.0	22.3
3	17:20:45.875	2:18.948	41.127	53.328	44.493	26.8	43.6	3	17:21:11.916	2:22.205	44.568	51.533	46.104	19.2	37.9
4	17:22:51.055	2:05.180	38.604	48.437	38.139	24.2	30.8	4	17:23:11.557	1:59.641	36.820	46.730	36.091	31.9	38.9
5	17:24:12.517	1:21.462	24.833	30.406	26.223	58.0	40.2	5	17:24:23.525	1:11.968	25.027	25.678	21.263	76.0	38.1
6	17:25:13.836	1:01.319	17.744	23.095	20.480	90.7	109.1	6	17:25:23.506	59.981	17.488	22.846	19.647	92.3	111.8
7	17:26:13.126	59.290	17.255	21.956	20.079	92.7	108.1	7	17:26:22.621	59.115	17.263	22.067	19.785	93.7	110.9
8	17:27:12.850	59.724	17.341	22.370	20.013	92.2	109.5	8	17:27:23.174	1:00.553	17.303	22.332	20.918	93.6	111.1
9	17:28:12.904	1:00.054	17.519	22.392	20.143	93.7	109.3	9	17:28:21.416	58.242	17.174	21.557	19.511	92.8	111.1
10	17:29:12.423	59.519	17.459	22.079	19.981	91.7	108.9	10	17:29:21.432	1:00.016	17.385	22.228	20.403	94.5	112.2
11	17:30:12.019	59.596	17.472	21.997	20.127	91.9	108.9	11	17:30:20.271	58.839	17.041	22.028	19.770	93.6	108.6
12	17:31:11.011	58.992	17.333	21.783	19.876	92.1	109.1	12	17:31:18.606	58.335	16.963	21.559	19.813	93.7	109.8
13	17:32:11.153	1:00.142	17.714	22.156	20.272	90.8	109.5	13	17:32:17.747	59.141	17.544	21.592	20.005	91.6	108.4

(24) Matthew PAPE								(35) Neil SHENTON							
1	17:16:24.409	1:14.032	19.990	25.743	28.299	49.7	95.9	1	17:16:18.013	1:08.740	20.495	25.234	23.011	48.1	90.9
2	17:18:34.781	2:10.372	26.429	54.257	49.686	42.4	51.7	2	17:18:30.464	2:12.451	28.941	54.137	49.373	42.6	58.3
3	17:20:53.852	2:19.071	43.331	50.795	44.945	22.3	35.5	3	17:20:50.157	2:19.693	41.976	52.548	45.169	28.9	35.3
4	17:22:59.531	2:05.679	39.067	48.642	37.970	28.9	37.2	4	17:22:56.306	2:06.149	39.228	48.829	38.092	30.3	34.8
5	17:24:15.960	1:16.429	23.767	27.601	25.061	80.9	46.5	5	17:24:13.597	1:17.291	23.708	28.580	25.003	77.5	40.9
6	17:25:16.058	1:00.098	17.257	22.878	19.963	90.4	107.9	6	17:25:16.229	1:02.632	17.705	23.377	21.550	92.4	108.6
7	17:26:16.707	1:00.649	17.369	23.173	20.107	92.7	113.4	7	17:26:17.436	1:01.207	17.680	23.245	20.282	93.9	107.5
8	17:27:16.323	59.616	17.310	22.232	20.074	92.7	113.5	8	17:27:18.444	1:01.008	17.431	23.091	20.486	92.9	110.6
9	17:28:15.051	58.728	17.159	21.731	19.838	91.9	108.4	9	17:28:18.667	1:00.223	17.639	22.294	20.290	90.6	111.7
10	17:29:14.865	59.814	17.904	21.951	19.959	92.9	109.5	10	17:29:18.703	1:00.036	17.530	22.098	20.408	90.4	106.5
11	17:30:13.620	58.755	17.348	21.809	19.598	91.8	112.0	11	17:30:19.406	1:00.703	17.668	22.199	20.836	89.5	106.7
12	17:31:12.461	58.841	17.513	21.640	19.688	92.4	112.4								

Clerk of the Course

<



KMSC/SMRC Race meeting AC

Scottish Legends Championship

Knockhill AC 1.271 miles

Race 10 - Final

07/09/2024 16:20

Race (13 Laps) started at 17:15:03

Lap	Time of Day	Lap Tm	S1	S2	S3	S1Spd	SFSpd	Lap	Time of Day	Lap Tm	S1	S2	S3	S1Spd	SFSpd
12	17:31:19.549	1:00.143	17.463	22.535	20.145	89.6	105.2	11	17:30:25.422	1:02.769	18.313	23.108	21.348	91.9	110.4
13	17:32:19.567	1:00.018	17.473	22.310	20.235	90.9	107.9	12	17:31:28.272	1:02.850	18.615	23.248	20.987	89.7	109.7
								13	17:32:30.057	1:01.785	18.738	22.497	20.550	90.6	96.4

(15) Elby CLARK								(21) Mark MULHOLLAND							
1	17:16:27.714	1:18.828	21.314	26.733	30.781	44.0	90.1	1	17:16:29.352	1:19.004			30.566		97.8
2	17:18:38.370	2:10.656	25.060	55.198	50.398	44.0	56.0	2	17:18:40.271	2:10.919	25.204	55.235	50.480	45.0	47.6
3	17:20:56.908	2:18.538	43.094	50.292	45.152	23.4	38.8	3	17:21:00.955	2:20.684	43.701	50.961	46.022	20.9	36.0
4	17:23:01.552	2:04.644	38.158	49.206	37.280	27.2	42.3	4	17:23:04.017	2:03.062	36.363	48.491	38.208	27.3	38.1
5	17:24:16.681	1:15.129	23.343	27.637	24.149	89.7	41.7	5	17:24:18.097	1:14.080	23.327	27.229	23.524	90.7	35.8
6	17:25:18.408	1:01.727	17.739	22.662	21.326	94.4	110.2	6	17:25:20.092	1:01.995	18.373	22.983	20.639	91.2	102.6
7	17:26:18.956	1:00.548	17.543	22.685	20.320	94.4	110.2	7	17:26:21.453	1:01.361	17.680	22.907	20.774	92.6	109.1
8	17:27:19.109	1:00.153	17.444	22.328	20.381	94.5	111.5	8	17:27:23.677	1:02.224	17.520	23.169	21.535	92.9	111.8
9	17:28:19.634	1:00.525	17.687	22.595	20.243	94.0	113.0	9	17:28:26.864	1:03.187	19.299	22.814	21.074	90.3	113.0
10	17:29:18.743	59.109	17.255	21.742	20.112	93.9	110.0	10	17:29:28.575	1:01.711	17.634	22.919	21.158	92.4	108.1
11	17:30:21.854	1:03.111	19.550	23.368	20.193	92.2	110.7	11	17:30:30.013	1:01.438	18.007	22.538	20.893	90.7	108.9
12	17:31:22.167	1:00.313	17.650	22.450	20.213	92.8	108.9	12	17:31:31.700	1:01.687	17.980	22.664	21.043	90.8	109.1
13	17:32:22.186	1:00.019	17.944	21.928	20.147	91.6	108.8	13	17:32:32.805	1:01.105	17.600	22.662	20.843	91.8	108.9

(282) Grant DAVISON								(17) Billy WAIT							
1	17:16:30.001	1:18.688	19.755	27.897	31.036	48.7	97.8	1	17:16:36.323	1:24.790	20.308	28.078	36.404	43.0	96.0
2	17:18:42.292	2:12.291	25.329	55.948	51.014	43.7	48.1	2	17:18:45.407	2:09.804	26.425	53.974	48.685	43.3	53.3
3	17:21:03.584	2:21.292	43.688	50.507	47.547	19.6	33.5	3	17:21:08.114	2:22.707	44.700	51.400	46.607	18.0	36.5
4	17:23:05.027	2:01.443	35.028	48.009	38.406	28.6	36.8	4	17:23:09.285	2:01.171	36.589	47.597	36.985	32.7	39.9
5	17:24:18.464	1:13.437	23.089	27.069	23.279	87.6	38.1	5	17:24:20.213	1:10.928	24.104	25.741	21.083	77.9	43.7
6	17:25:20.225	1:01.761	18.086	23.135	20.540	91.2	111.5	6	17:25:22.580	1:02.367	18.885	23.024	20.458	90.1	106.9
7	17:26:21.543	1:01.318	17.793	22.794	20.731	94.0	109.8	7	17:26:23.875	1:01.295			20.269		108.4
8	17:27:23.423	1:01.880	17.830	23.247	20.803	93.5	110.4	8	17:27:24.985	1:01.110	17.969	22.820	20.321	91.2	110.6
9	17:28:24.054	1:00.631	17.845	22.681	20.105	90.6	112.6	9	17:28:27.426	1:02.441			20.301		109.7
10	17:29:24.035	59.981	17.739	22.132	20.110	91.7	110.7	10	17:29:28.749	1:01.323	17.810	22.641	20.872	90.3	109.5
11	17:30:24.932	1:00.897	17.590	22.638	20.669	94.5	111.3	11	17:30:30.105	1:01.356	18.253	22.582	20.521	91.4	107.2
12	17:31:25.980	1:01.048	17.823	22.694	20.531	93.1	113.5	12	17:31:31.840	1:01.735			20.717		108.2
13	17:32:26.331	1:00.351	17.541	22.426	20.384	92.6	108.1	13	17:32:32.909	1:01.069	17.931	22.608	20.530	91.7	105.8

(333) Bill READ								(53) Stuart ROBERTSON							
1	17:16:12.368	1:04.707	19.170	22.846	22.691	90.7	86.6	1	17:16:22.648	1:15.014	20.252	27.891	26.871	53.9	85.3
2	17:18:24.848	2:12.480	29.378	54.323	48.779	33.5	48.6	2	17:18:33.027	2:10.379	26.534	53.894	49.951	37.9	61.3
3	17:20:43.874	2:19.026	40.405	53.885	44.736	28.8	40.6	3	17:20:52.214	2:19.187	42.790	51.629	44.768	24.2	35.0
4	17:22:49.039	2:05.165	38.344	48.319	38.502	27.5	31.7	4	17:22:57.687	2:05.473	38.957	48.685	37.831	30.7	36.4
5	17:24:12.115	1:23.076	25.308	31.065	26.703	54.5	44.5	5	17:24:14.897	1:17.210	24.375	27.954	24.881	72.1	41.5
6	17:25:15.363	1:03.248	18.201	23.710	21.337	88.3	107.0	6	17:25:18.281	1:03.384	18.143	23.829	21.412	92.1	108.6
7	17:26:16.604	1:01.241	17.957	22.640	20.644	93.5	110.7	7	17:26:20.696	1:02.415	18.231	23.368	20.816	90.1	107.9
8	17:27:18.347	1:01.743	18.045	23.154	20.544	94.5	109.8	8	17:27:23.073	1:02.377	18.052	23.141	21.184	91.4	107.0
9	17:28:20.217	1:01.870	18.546	22.981	20.343	91.7	111.8	9	17:28:26.029	1:02.956	17.999	23.421	21.536	92.2	107.0
10	17:29:21.918	1:01.701	18.303	22.383	21.015	92.6	111.8	10	17:29:28.639	1:02.610	18.097	23.031	21.482	90.3	105.0
11	17:30:24.649	1:02.731	17.941	23.991	20.799	93.1	112.0	11	17:30:31.508	1:02.869	18.419	23.476	20.974	90.7	104.5
12	17:31:26.985	1:02.336	17.894	24.066	20.376	91.9	109.8	12	17:31:33.541	1:02.033	17.931	23.166	20.936	91.7	107.5
13	17:32:28.306	1:01.321	17.547	23.051	20.723	92.8	110.9	13	17:32:35.499	1:01.958	18.147	23.000	20.811	91.1	107.7

(5) Christopher WALLACE								(30) Mark FRENCH							
1	17:16:11.707	1:04.252	18.476	22.635	23.141	89.8	83.6	1	17:16:32.288	1:20.206	19.734	27.555	32.917	52.2	94.3
2	17:18:21.982	2:10.275	27.412	54.193	48.670	38.0	54.4	2	17:18:43.902	2:11.614	26.489	54.650	50.475	49.8	43.0
3	17:20:41.625	2:19.643	39.196	53.733	46.714	31.0	37.9	3	17:21:05.038	2:21.136	44.447	50.533	46.156	18.5	33.8
4	17:22:47.549	2:05.924	38.462	48.684	38.778	32.8	32.1	4	17:23:06.540	2:01.502	36.374	47.572	37.556	29.3	37.4
5	17:24:11.480	1:23.931	25.741	31.425	26.765	55.2	46.8	5	17:24:20.033	1:13.493	23.877	26.621	22.995	77.7	39.0
6	17:25:14.326	1:02.846	18.216	23.435	21.195	90.3	102.3	6	17:25:21.703	1:01.670	18.562	22.838	20.270	91.6	106.9
7	17:26:15.949	1:01.623	17.867	23.184	20.572	91.1	108.9	7	17:26:23.241	1:01.538	18.140	22.772	20.626	90.4	107.2
8	17:27:18.268	1:02.319	17.766	23.563	20.990	89.8	108.1	8	17:27:24.505	1:01.264	17.940	22.847	20.477	89.8	109.7
9	17:28:19.842	1:01.574	18.152	22.590	20.832	90.8	107.0	9	17:28:27.072	1:02.567	18.410	23.889	20.268	88.9	108.2
10	17:29:21.557	1:01.715	18.036	22.453	21.226	89.6	105.0	10	17:29:29.240	1:02.168	18.389	22.844	20.935	90.9	107.2
11	17:30:24.726	1:03.169	17.967	23.984	21.218	89.5	104.4	11	17:30:31.645	1:02.405	18.180	23.461	20.764	90.4	106.9
12	17:31:28.012	1:03.286	19.161	23.182	20.943	89.6	104.0	12	17:31:33.763	1:02.118	18.274	23.068	20.776	90.4	105.2
13	17:32:30.030	1:02.018	18.144	22.943	20.931	89.0	105.8	13	17:32:35.635	1:01.872			20.658		105.3

(55) Stuart McANDREW								(6) Gary ATKINSON							
1	17:16:16.927	1:08.458	20.546	25.172	22.740	51.9	89.1	1	17:16:41.604	1:33.773			29.117		88.2
2	17:18:29.249	2:12.322	27.894	54.749	49.679	37.8	67.5	2	17:18:48.825	2:07.221	26.525	51.470	49.226	55.7	53.5
3	17:20:48.342	2:19.093	40.970	52.724	45.399	27.3	43.1	3	17:21:11.163	2:22.338	44.255	51.891	46.192	19.1	35.8
4	17:22:52.663	2:04.321	38.184	48.283	37.854	22.9	35.0	4	17:23:11.256	2:00.093	36.753	46.798	36.542	32.6	37.1
5	17:24:13.063	1:20.400	25.780	29.347	25.273	70.1	42.8	5	17:24:23.424	1:12.168	25.120	25.620	21.428	76.8	39.0
6	17:25:17.292</														



KMSC/SMRC Race meeting AC

Scottish Legends Championship

Knockhill AC 1.271 miles

Race 10 - Final

07/09/2024 16:20

Race (13 Laps) started at 17:15:03

Lap	Time of Day	Lap Tm	S1	S2	S3	S1Spd	SFSpd	Lap	Time of Day	Lap Tm	S1	S2	S3	S1Spd	SFSpd
10	17:29:36.332	1:03.008	17.885	23.599	21.524	90.6	106.2								
11	17:30:39.767	1:03.435	18.107	23.784	21.544	90.4	105.3								
12	17:31:44.110	1:04.343	18.671	24.123	21.549	90.6	105.8								
13	17:32:48.879	1:04.769	18.224	24.537	22.008	90.1	105.8								



(66) Alastair CALDERWOOD

1	17:16:30.878	1:23.330	21.713	29.355	32.262	44.7	80.7
2	17:18:43.020	2:12.142	25.330	55.609	51.203	49.7	47.9
3	17:21:04.102	2:21.082	44.130	50.286	46.666	18.5	35.5
4	17:23:05.614	2:01.512	36.027	47.637	37.848	28.6	36.8
5	17:24:19.425	1:13.811	23.706	26.435	23.670	84.8	38.5
6	17:25:25.749	1:06.324	18.996	25.786	21.542	88.4	104.0
7	17:26:29.016	1:03.267	18.456	23.672	21.139	88.4	104.2
8	17:27:32.904	1:03.888	18.508	23.979	21.401	89.7	103.7
9	17:28:37.163	1:04.259	18.410	24.125	21.724	88.6	103.1
10	17:29:42.252	1:05.089	19.244	24.340	21.505	83.8	101.1
11	17:30:46.480	1:04.228	18.732	23.956	21.540	88.0	100.8
12	17:31:52.728	1:06.248	20.001	24.858	21.389	85.4	96.6
13	17:32:58.459	1:05.731	19.861	24.270	21.600	86.7	95.2

(733) Keith ATKINSON

1	17:16:38.077	1:26.291	23.365	29.076	33.850	39.8	83.0
2	17:18:47.171	2:09.094	26.721	53.504	48.869	38.8	53.6
3	17:21:09.824	2:22.653	44.695	51.400	46.558	18.3	40.4
4	17:23:10.216	2:00.392	36.742	47.059	36.591	32.2	37.8
5	17:24:22.465	1:12.249	24.143	26.257	21.849	77.5	43.0
6	17:25:27.755	1:05.290	19.890	24.572	20.828	89.7	87.0
7	17:26:31.296	1:03.541	18.494	23.919	21.128	89.5	108.4
8	17:27:34.967	1:03.671	18.500	23.990	21.181	89.2	107.0
9	17:28:39.246	1:04.279	18.692	24.153	21.434	89.6	106.2
10	17:29:42.956	1:03.710	18.336	24.210	21.164	89.5	106.0
11	17:30:47.603	1:04.647	18.705	24.077	21.865	89.6	107.0
12	17:31:53.854	1:06.251	20.570	24.514	21.167	88.4	82.1
13	17:32:58.667	1:04.813	19.289	24.348	21.176	89.5	106.0

(4) Simon GRIFFITHS

1	17:16:27.923	1:17.171	20.215	26.222	30.734	43.4	96.7
2	17:18:38.736	2:10.813	25.396	55.425	49.992	40.6	50.2
3	17:20:57.379	2:18.643	43.640	50.480	44.523	24.7	36.4
4	17:23:01.983	2:04.604	38.664	48.941	36.999	27.6	44.7
5	17:24:17.155	1:15.172	23.289	28.380	23.503	80.2	44.2
6	17:25:18.347	1:01.192	17.723	22.238	21.231	90.9	106.7
7	17:26:19.319	1:00.972	17.975	22.545	20.452	91.4	107.2
8	17:27:19.802	1:00.483	17.814	22.013	20.656	90.7	107.7
9	17:28:20.530	1:00.728	17.607	22.728	20.393	91.2	106.5
10	17:29:22.112	1:01.582	17.921	22.898	20.763	90.7	109.7
11	17:30:23.472	1:01.360	18.008	22.883	20.469	91.4	110.6

(9) Colin ATKINSON

1	17:16:12.186	1:04.386	18.751	22.379	23.256	91.4	89.4
2	17:18:23.233	2:11.047	27.805	54.366	48.876	37.1	50.5

Clerk of the Course

Orbits

Sig: Time :
 Chief Timerkeeper : Ian Sharp (SMART Timing)
 Results available at www.smart-timing.co.uk and www.speedhive.com
 Printed: 07/09/2024 17:34:38





KMSC/SMRC Race meeting AC

Lapchart

Scottish Legends Championship

Knockhill AC 1.271 miles

Race 10 - Final

07/09/2024 16:20

Race (13 Laps) started at 17:15:03

Competitors	Laps													
	0	1	2	3	4	5	6	7	8	9	10	11	12	13
Christopher WALLACE (5)	1	5	5	5	5	5	71	71	71	71	71	71	71	71
Alastair CALDERWOOD (66)	2	66	28	9	28	28	28	28	28	28	28	14	14	14
Stuart ROBERTSON (53)	3	53	9	28	333	333	333	95	95	95	14	14	28	28
Bill READ (333)	4	333	333	333	71	71	71	5	14	14	95	95	95	95
Colin ATKINSON (9)	5	9	71	71	95	95	95	27	27	27	27	27	77	24
Gary ATKINSON (6)	6	6	95	95	27	27	27	14	5	24	24	24	24	77
David ALLAN (28)	7	28	27	27	55	55	55	333	333	77	77	77	27	85
Stuart McANDREW (55)	8	55	55	55	35	35	35	77	77	85	85	85	85	27
Maxim POPELYUSHKO (95)	9	95	35	35	14	14	14	24	24	5	35	35	35	8
Grant HUNTER (27)	10	27	14	14	53	53	53	35	85	333	15	15	8	35
Elby CLARK (15)	11	15	53	53	77	77	77	85	35	35	5	8	15	15
Stewart BLACK (52)	12	52	77	77	24	24	24	55	55	55	333	5	4	282
Neil SHENTON (35)	13	35	24	24	85	85	85	53	15	15	4	333	333	333
Ryan McLEISH (71)	14	71	85	85	15	15	15	4	4	4	55	4	5	5
Daniel CLARK (14)	15	14	15	15	4	4	4	15	53	53	8	55	282	55
Michael WEDDELL (77)	16	77	4	4	21	21	21	21	21	8	282	282	55	21
Mark BEATY (85)	17	85	21	21	282	282	282	282	282	282	53	21	21	17
Ben MASON (8)	18	8	282	282	66	66	66	30	8	21	21	53	17	53
Mark MULHOLLAND (21)	19	21	66	66	30	30	30	17	30	30	30	17	53	30
Matthew PAPE (24)	20	24	30	30	17	17	17	8	17	17	17	30	30	6
Simon GRIFFITHS (4)	21	4	17	17	733	733	733	66	66	6	6	6	6	66
Grant DAVISON (282)	22	282	733	733	6	6	6	6	6	66	66	66	66	733
Billy WAIT (17)	23	17	6	6	8	8	8	733	733	733	733	733	733	
Keith ATKINSON (733)	24	733	8	8										
Mark FRENCH (30)	25	30												

Clerk of the Course

Orbits

Sig: Time :
 Chief Timerkeeper : Ian Sharp (SMART Timing)
 Results available at www.smart-timing.co.uk and www.speedhive.com



motor sport UK

RACE WITH RESPECT



KMSC/SMRC Race meeting AC

Sorted on best lap time

Super Lap Scotland

Knockhill AC 1.271 miles

Finals

07/09/2024 16:40

Practice started at 17:49:46

Pos	No.	Name	Make/Model	CC	Class	Laps	Best Tm	Diff	Best Speed	2nd Best
1	144	Donnie MacLEOD	Renault Clio 172	1998	D	2	57.492		79.606	1:09.680
2	48	Rab JOBSON	Audi S3	2000	E	2	57.783	0.291	79.205	1:17.555
3	155	Adam KINDNESS	Mini Cooper S R53	1600S	D	2	58.057	0.565	78.831	1:14.300
4	10	Nev WOOD	Ariel Atom	2000	P	3	58.064	0.572	78.821	1:07.597
5	23	Andrew COWIE	Subaru Impreza	2100	E	2	59.529	2.037	76.882	1:18.047
6	15	Sean ROBERTSON	Mini Cooper S	1600	E	2	59.924	2.432	76.375	1:13.893
7	37	Andrew SKINNER	Westfield Seiw	1800	D	2	1:00.881	3.389	75.174	1:10.906
8	101	Mark THOMSON	Radical SR8 RS	2400	PX	3	1:02.019	4.527	73.795	1:04.030
9	33	Brian VERBARG	Honda EP3	2000	C	2	1:02.039	4.547	73.771	1:14.633
10	555	David CAPSTICK	Renault Clio RS197	2000	F	2	1:02.820	5.328	72.854	1:33.053
11	17	Marc THOMSON	Mini Cooper S R53	1600S	F	2	1:04.822	7.330	70.604	1:20.859
12	29	Carl WALKER	Renault Clio 172	2000	F	2	1:06.590	9.098	68.729	1:22.585
13	5	Alex MILNE	Renault Megane R26	1995	E	2	1:06.719	9.227	68.596	1:16.131
14	87	Gary MUIR	Audi TT	3189	F	2	1:09.833	12.341	65.537	1:21.946

Clerk of the Course

Orbits

Sig: _____ Time : _____
 Chief Timerkeeper : Ian Sharp (SMART Timing)
 Results available at www.smart-timing.co.uk and www.speedhive.com
 Printed: 07/09/2024 18:07:56





KMSC/SMRC Race meeting AC

Sorted on best lap time

Super Lap Scotland Knockhill AC 1.271 miles

Finals 07/09/2024 16:40

Practice started at 17:49:46

Pos	No.	Name	Make/Model	CC	Class	Laps	Best Tm	Diff	Best Speed	2nd Best
-----	-----	------	------------	----	-------	------	---------	------	------------	----------

Super Lap Scotland (C)

1	33	Brian VERBARG	Honda EP3	2000	C	2	1:02.039		73.771	1:14.633
---	----	---------------	-----------	------	---	---	----------	--	--------	----------

Super Lap Scotland (D)

1	144	Donnie MacLEOD	Renault Clio 172	1998	D	2	57.492		79.606	1:09.680
2	155	Adam KINDNESS	Mini Cooper S R53	1600S	D	2	58.057	0.565	78.831	1:14.300
3	37	Andrew SKINNER	Westfield Seiw	1800	D	2	1:00.881	3.389	75.174	1:10.906

Super Lap Scotland (E)

1	48	Rab JOBSON	Audi S3	2000	E	2	57.783		79.205	1:17.555
2	23	Andrew COWIE	Subaru Impreza	2100	E	2	59.529	1.746	76.882	1:18.047
3	15	Sean ROBERTSON	Mini Cooper S	1600	E	2	59.924	2.141	76.375	1:13.893
4	5	Alex MILNE	Renault Megane R26	1995	E	2	1:06.719	8.936	68.596	1:16.131

Super Lap Scotland (F)

1	555	David CAPSTICK	Renault Clio RS197	2000	F	2	1:02.820		72.854	1:33.053
2	17	Marc THOMSON	Mini Cooper S R53	1600S	F	2	1:04.822	2.002	70.604	1:20.859
3	29	Carl WALKER	Renault Clio 172	2000	F	2	1:06.590	3.770	68.729	1:22.585
4	87	Gary MUIR	Audi TT	3189	F	2	1:09.833	7.013	65.537	1:21.946

Super Lap Scotland (Pro)

1	10	Nev WOOD	Ariel Atom	2000	P	3	58.064		78.821	1:07.597
---	----	----------	------------	------	---	---	--------	--	--------	----------

Super Lap Scotland (ProX)

1	101	Mark THOMSON	Radical SR8 RS	2400	PX	3	1:02.019		73.795	1:04.030
---	-----	--------------	----------------	------	----	---	----------	--	--------	----------

Clerk of the Course

Sig: Time :

Chief Timerkeeper : Ian Sharp (SMART Timing)

Results available at www.smart-timing.co.uk and www.speedhive.com

Printed: 07/09/2024 18:08:06

Orbits



**KMSC/SMRC Race meeting AC****Super Lap Scotland****Knockhill AC 1.271 miles****Finals****07/09/2024 16:40****Practice started at 17:49:46**

Lap	Time of Day	Lap Tm	S1	S2	S3	S1Spd	SFSpd	Lap	Time of Day	Lap Tm	S1	S2	S3	S1Spd	SFSpd
(144) Donnie MacLEOD															
1	17:59:04.391	1:09.680	24.415	25.659	19.606	67.1	35.7								
2	18:00:01.883	57.492	16.860	21.286	19.346	97.3	116.7								
(48) Rab JOBSON															
1	17:55:47.655	1:17.555	27.151	30.840	19.564	57.1	34.4								
2	17:56:45.438	57.783	17.020	21.397	19.366	93.5	117.5								
(155) Adam KINDNESS															
1	17:58:50.438	1:14.300	25.963	26.582	21.755	68.3	32.2								
2	17:59:48.495	58.057	17.325	21.318	19.414	93.9	113.7								
(10) Nev WOOD															
1	18:02:22.321	1:16.561	24.790	29.661	22.110	66.8	32.7								
2	18:03:29.918	1:07.597	21.498	26.081	20.018	81.3	121.6								
3	18:04:27.982	58.064	15.599	23.511	18.954	118.1	136.1								
(23) Andrew COWIE															
1	17:55:16.638	1:18.047	27.656	30.364	20.027	51.2	31.3								
2	17:56:16.167	59.529	17.581	22.196	19.752	92.6	112.6								
(15) Sean ROBERTSON															
1	17:55:28.580	1:13.893	24.340	28.971	20.582	72.5	37.4								
2	17:56:28.504	59.924	17.845	21.996	20.083	89.6	108.8								
(37) Andrew SKINNER															
1	17:58:28.086	1:10.906	23.833	25.492	21.581	76.3	29.8								
2	17:59:28.967	1:00.881	17.716	22.640	20.525	89.0	102.8								
(101) Mark THOMSON															
1	18:02:43.579	1:20.815	29.040	28.314	23.461	67.1	21.2								
2	18:03:47.609	1:04.030	19.069	25.164	19.797	93.1	94.8								
3	18:04:49.628	1:02.019	17.455	23.281	21.283	92.6	120.0								
(33) Brian VERBARG															
1	17:59:23.236	1:14.633			20.802		29.4								
2	18:00:25.275	1:02.039			20.309		123.1								
(555) David CAPSTICK															
1	17:52:11.871	1:33.053	30.111	40.508	22.434	38.2	35.7								
2	17:53:14.691	1:02.820	18.153	23.260	21.407	85.4	104.2								
(17) Marc THOMSON															
1	17:51:43.730	1:20.859	24.856	32.321	23.682	81.6	28.2								
2	17:52:48.552	1:04.822	19.331	23.871	21.620	84.4	102.8								
(29) Carl WALKER															
1	17:51:29.743	1:22.585	26.412	33.089	23.084	67.0	30.5								
2	17:52:36.333	1:06.590	19.783	24.525	22.282	83.3	100.0								
(5) Alex MILNE															
1	17:54:58.687	1:16.131	27.664	27.387	21.080	56.4	35.8								
2	17:56:05.406	1:06.719	19.728	24.044	22.947	75.7	110.2								
(87) Gary MUIR															
1	17:51:11.888	1:21.946	26.942	30.717	24.287	69.0	30.8								
2	17:52:21.721	1:09.833	20.609	26.593	22.631	82.2	96.1								

Clerk of the Course

Orbits

Sig: Time :

Chief Timerkeeper : Ian Sharp (SMART Timing)

Results available at www.smart-timing.co.uk and www.speedhive.com

Printed: 07/09/2024 18:08:24

motor
sport
UK**RACE
WITH
RESPECT**

BSC BRITISH SPRINT



Round 16 - Knockhill - Anti-Clockwise

Sprint

No.	Name	Make	Timed 1 Finish	Timed 2 Finish	Timed 3 Intermediate	Flying Lap	Timed 3 Finish	Best
48	Stewart ROBB	Pilbeam MP88-GV5	92.44	92.65	42.68	46.73	89.41	89.41
1	Pete GOULDING	Mygale FF2000	95.21	92.45	42.50	48.56	91.06	91.06
12	Chris JONES	Force TA	94.95	92.28	42.76	50.03	92.79	92.28
3	Stephen MILES	Van Diemen RF96	94.78	93.03	43.35	50.49	93.84	93.03
4	John LOUDON	Force TA	98.99	94.95	44.21	51.29	95.50	94.95
156	Stephen MALLET	Radical PR6	101.28	99.47	45.75	52.03	97.78	97.78
15	Graham PORRETT	Mygale SJ12	121.82	105.28	48.33	56.83	105.16	105.16
756	Richard MALLET	Radical PR6	119.65	115.31	53.17	60.25	113.42	113.42
14	Anthony BROWN	Audi TT	135.32	135.40	64.71	74.27	138.98	135.32



Scottish Motorsports Automatic Race Timing





Sprint No.	Name	Make	Timed 1 Finish	Timed 2 Finish	Timed 3 Intermediate	Flying Lap	Timed 3 Finish	Best
25	David SMITH	Westfield Sport 250	117.45	108.77	49.11	56.56	105.67	105.67
9	Steve ARKLEY	Westfield Megabusa	111.85	109.52	50.69	58.74	109.43	109.43
70	Michael SKIDMORE	Westfield Seiw	118.83	112.67	54.02	58.27	112.29	112.29
57	Mick DENT	Westfield Megabusa	116.92	114.31	52.02	60.41	112.43	112.43
22	Harry MOODY	Westfield Megabusa	121.33	120.33	55.22	64.50	119.72	119.72



Scottish Motorsports Automatic Race Timing

