

5th-6th October 2024

**Best of Scottish Motorsport
Season finale**



WHITELINE



**TOYO
TIRES**



S.M.A.R.T.

Scottish Motorsports Automatic Race Timing

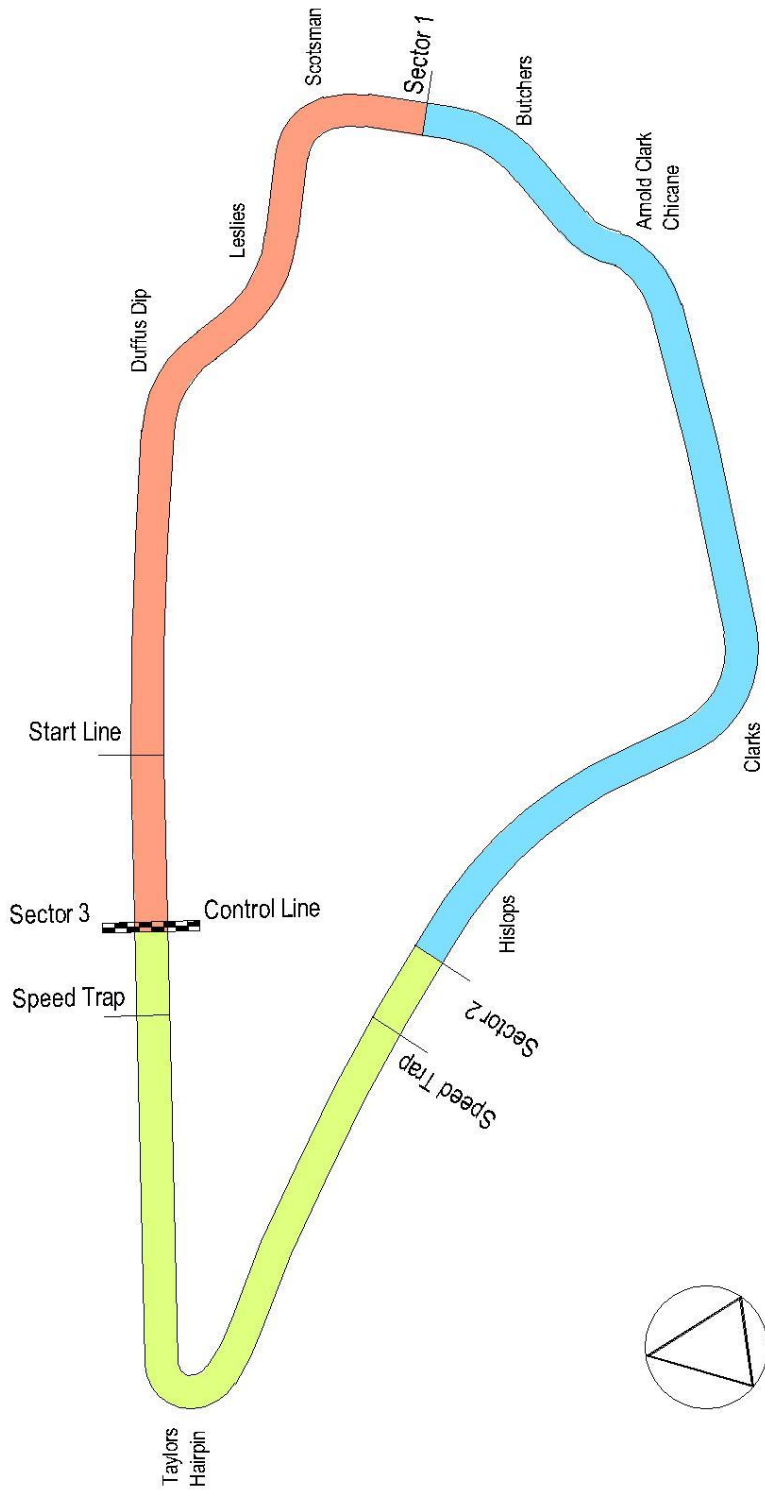

Ravenslea, Melrose Road, Galashiels, TD1 2AT

Telephone : 01896 – 752447

Scottish Motorsports Automatic Race Timing

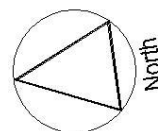
Circuit layout

Knockhill – Clockwise



Length
 0.433 Mile
 0.503 Mile
 0.334 Mile

Sector 1
 Sector 2
 Sector 3





PICKUP TRUCK RACING



Bulletin No. _____

KMSC/SMRC Final fling meeting

Sorted on best lap time

Pick-Up Racing

Knockhill 1.267 miles

Practice 1

05/10/2024 09:10

Practice (20:00 Time) started at 9:10:29

Pos	No.	Name	Make/Model	CC	Class	Laps	Best Tm	Diff	Best Speed	2nd Best
1	72	Allen COOPER	Pick Up Truck	2000	PU	13	1:04.947		70.224	1:05.087
2	30	Matt SIMPSON	Pick Up Truck	2000	PU	13	1:05.581	0.634	69.545	1:05.914
3	42	Jonathan HADFIELD	Pick Up Truck	2000	PU	11	1:05.706	0.759	69.413	1:06.712
4	83	Dale GENT	Pick Up Truck	2000	PU	12	1:05.751	0.804	69.365	1:06.247
5	65	Mark WILLIS	Pick Up Truck	2000	PU	13	1:05.875	0.928	69.235	1:06.065
6	44	Ryan HADFIELD	Pick Up Truck	2000	PU	6	1:06.487	1.540	68.597	1:07.222
7	68	Eric BOULTON	Pick Up Truck	2000	PU	13	1:06.508	1.561	68.576	1:07.173
8	93	Michael SMITH	Pick Up Truck	2000	PU	7	1:06.764	1.817	68.313	1:07.379
9	5	Daniel FISHER	Pick Up Truck	2000	PU	11	1:07.059	2.112	68.012	1:07.446
10	89	Chris BROCKHURST	Pick Up Truck	2000	PU	11	1:07.130	2.183	67.940	1:07.575
11	84	Matt MOORE	Pick Up Truck	2000	PU	7	1:08.124	3.177	66.949	1:08.737
12	52	James GOLDSTRAW	Pick Up Truck	2000	PU	10	1:09.191	4.244	65.917	1:10.810

Clerk of the Course

Orbits

Sig : Time :
Chief Timekeeper : Ian Sharp (SMART Timing)
Results available at www.smart-timing.co.uk and www.speedhive.com

Printed: 05/10/2024 11:13:29



RACE WITH RESPECT



KMSC/SMRC Final fling meeting

Pick-Up Racing

Knockhill 1.267 miles

Practice 1

05/10/2024 09:10

Practice (20:00 Time) started at 9:10:29

Table with columns: Lap, Time of Day, Lap Tm, S1, S2, S3, S2Spd, SFSpd. Driver: (72) Allen COOPER. Includes lap times and sector times.

Table with columns: Lap, Time of Day, Lap Tm, S1, S2, S3, S2Spd, SFSpd. Driver: (68) Eric BOULTON. Includes lap times and sector times.

Table with columns: Lap, Time of Day, Lap Tm, S1, S2, S3, S2Spd, SFSpd. Driver: (30) Matt SIMPSON. Includes lap times and sector times.

Table with columns: Lap, Time of Day, Lap Tm, S1, S2, S3, S2Spd, SFSpd. Driver: (93) Michael SMITH. Includes lap times and sector times.

Table with columns: Lap, Time of Day, Lap Tm, S1, S2, S3, S2Spd, SFSpd. Driver: (42) Jonathan HADFIELD. Includes lap times and sector times.

Table with columns: Lap, Time of Day, Lap Tm, S1, S2, S3, S2Spd, SFSpd. Driver: (5) Daniel FISHER. Includes lap times and sector times.

Table with columns: Lap, Time of Day, Lap Tm, S1, S2, S3, S2Spd, SFSpd. Driver: (83) Dale GENT. Includes lap times and sector times.

Table with columns: Lap, Time of Day, Lap Tm, S1, S2, S3, S2Spd, SFSpd. Driver: (89) Chris BROCKHURST. Includes lap times and sector times.

Table with columns: Lap, Time of Day, Lap Tm, S1, S2, S3, S2Spd, SFSpd. Driver: (65) Mark WILLIS. Includes lap times and sector times.

Table with columns: Lap, Time of Day, Lap Tm, S1, S2, S3, S2Spd, SFSpd. Driver: (84) Matt MOORE. Includes lap times and sector times.

Table with columns: Lap, Time of Day, Lap Tm, S1, S2, S3, S2Spd, SFSpd. Driver: (44) Ryan HADFIELD. Includes lap times and sector times.

Clerk of the Course

Sig : Time : Chief Timekeeper : Ian Sharp (SMART Timing) Results available at www.smart-timing.co.uk and www.speedhive.com

Printed: 05/10/2024 11:13:42

Orbits





PICKUP TRUCK RACING



Bulletin No. _____

KMSC/SMRC Final fling meeting

Pick-Up Racing

Knockhill 1.267 miles

Practice 1

05/10/2024 09:10

Practice (20:00 Time) started at 9:10:29

Lap	Time of Day	Lap Tm	S1	S2	S3	S2Spd	SFSpd	Lap	Time of Day	Lap Tm	S1	S2	S3	S2Spd	SFSpd
8	9:28:23.391	1:11.104													
9	9:29:34.362	1:10.971													
10	9:30:43.553	1:09.191													

Clerk of the Course

Orbits

Sig : Time :
 Chief Timekeeper : Ian Sharp (SMART Timing)
 Results available at www.smart-timing.co.uk and www.speedhive.com
 Printed: 05/10/2024 11:13:42



RACE WITH RESPECT



PICKUP TRUCK RACING



Bulletin No. _____

KMSC/SMRC Final fling meeting

Sorted on best lap time

Pick-Up Racing

Knockhill 1.267 miles

Practice 2

05/10/2024 10:55

Practice (20:00 Time) started at 10:50:08

Pos	No.	Name	Make/Model	CC	Class	Laps	Best Tm	Diff	Best Speed	2nd Best
1	72	Allen COOPER	Pick Up Truck	2000	PU	20	56.666		80.486	56.887
2	89	Chris BROCKHURST	Pick Up Truck	2000	PU	20	56.815	0.149	80.275	57.004
3	44	Ryan HADFIELD	Pick Up Truck	2000	PU	11	57.058	0.392	79.933	57.437
4	30	Matt SIMPSON	Pick Up Truck	2000	PU	10	57.065	0.399	79.924	57.354
5	68	Eric BOULTON	Pick Up Truck	2000	PU	18	57.222	0.556	79.704	57.482
6	83	Dale GENT	Pick Up Truck	2000	PU	19	57.277	0.611	79.628	57.312
7	5	Daniel FISHER	Pick Up Truck	2000	PU	19	57.376	0.710	79.490	57.700
8	93	Michael SMITH	Pick Up Truck	2000	PU	19	57.482	0.816	79.344	57.523
9	42	Jonathan HADFIELD	Pick Up Truck	2000	PU	10	57.713	1.047	79.026	57.884
10	84	Matt MOORE	Pick Up Truck	2000	PU	15	57.890	1.224	78.785	58.148
11	52	James GOLDSTRAW	Pick Up Truck	2000	PU	14	59.064	2.398	77.219	59.401
12	77	Chris LAND	Pick Up Truck	2000	PU	19	1:00.242	3.576	75.709	1:00.523

Clerk of the Course

Orbits

Sig : Time :
 Chief Timekeeper : Ian Sharp (SMART Timing)
 Results available at www.smart-timing.co.uk and www.speedhive.com

Printed: 05/10/2024 11:12:47



RACE WITH RESPECT



KMSC/SMRC Final fling meeting

Pick-Up Racing

Knockhill 1.267 miles

Practice 2

05/10/2024 10:55

Practice (20:00 Time) started at 10:50:08

Table with columns: Lap, Time of Day, Lap Tm, S1, S2, S3, S2Spd, SFSpd. Driver: (72) Allen COOPER. Rows 1-20.

Table with columns: Lap, Time of Day, Lap Tm, S1, S2, S3, S2Spd, SFSpd. Driver: (83) Dale GENT. Rows 1-18.

Table with columns: Lap, Time of Day, Lap Tm, S1, S2, S3, S2Spd, SFSpd. Driver: (89) Chris BROCKHURST. Rows 1-20.

Table with columns: Lap, Time of Day, Lap Tm, S1, S2, S3, S2Spd, SFSpd. Driver: (83) Dale GENT. Rows 19-19.

Table with columns: Lap, Time of Day, Lap Tm, S1, S2, S3, S2Spd, SFSpd. Driver: (44) Ryan HADFIELD. Rows 1-11.

Table with columns: Lap, Time of Day, Lap Tm, S1, S2, S3, S2Spd, SFSpd. Driver: (5) Daniel FISHER. Rows 1-19.

Table with columns: Lap, Time of Day, Lap Tm, S1, S2, S3, S2Spd, SFSpd. Driver: (30) Matt SIMPSON. Rows 1-10.

Table with columns: Lap, Time of Day, Lap Tm, S1, S2, S3, S2Spd, SFSpd. Driver: (93) Michael SMITH. Rows 1-15.

Table with columns: Lap, Time of Day, Lap Tm, S1, S2, S3, S2Spd, SFSpd. Driver: (68) Eric BOULTON. Rows 1-3.

Clerk of the Course

Orbits

Sig : Time : Chief Timekeeper : Ian Sharp (SMART Timing) Results available at www.smart-timing.co.uk and www.speedhive.com





KMSC/SMRC Final fling meeting

Pick-Up Racing

Knockhill 1.267 miles

Practice 2

05/10/2024 10:55

Practice (20:00 Time) started at 10:50:08

Lap	Time of Day	Lap Tm	S1	S2	S3	S2Spd	SFSpd
16	11:07:40.728	57.523	18.422	21.599	17.502	104.2	92.2
17	11:08:44.241	1:03.513	19.855	25.423	18.235	85.2	95.2
18	11:09:41.802	57.561	18.571	21.696	17.294	104.5	96.0
19	11:10:46.835	1:05.033	18.525	22.829	23.679	88.5	26.4

(42) Jonathan HADFIELD

1	11:01:31.335			23.847	18.824		92.7
2	11:02:31.341	1:00.006	19.501	21.965	18.540		94.1
3	11:03:43.347	1:12.006	18.880	22.088	31.038		76.6
4	11:04:48.457	1:05.110	21.604	25.317	18.189		93.7
5	11:05:47.382	58.925	18.978	22.094	17.853		94.8
6	11:06:45.095	57.713	18.637	21.483	17.593		95.1
7	11:07:42.979	57.884	18.544	21.747	17.593		95.1
8	11:08:41.050	58.071	18.749	21.625	17.697		95.1
9	11:09:39.155	58.105	18.529	21.591	17.985		95.1
10	11:10:40.569	1:01.414	18.367	21.494	21.553		26.3

(84) Matt MOORE

1	10:51:39.383			25.076	19.442	100.0	92.8
2	10:52:40.676	1:01.293	20.371	23.024	17.898	103.6	95.3
3	10:53:40.799	1:00.123	19.426	22.721	17.976	103.9	94.0
4	10:54:40.319	59.520	19.145	22.691	17.684	103.2	94.8
5	10:55:41.056	1:00.737	19.354	22.738	18.645	102.9	92.2
6	10:56:40.236	59.180	19.105	22.467	17.608	104.0	95.6
7	10:57:39.814	59.578	18.765	22.839	17.974	103.2	92.8
8	10:58:38.818	59.004	18.958	22.377	17.669	103.7	94.5
9	10:59:37.410	58.592	18.800	22.128	17.664	101.8	94.9
10	11:00:35.675	58.265	18.690	21.960	17.615	105.7	95.7
11	11:01:33.565	57.890	18.671	21.832	17.387	105.7	96.0
12	11:02:31.713	58.148	18.684	21.780	17.684	105.0	96.1
13	11:03:42.844	1:11.131	18.846	22.205	30.080	105.7	85.1
14	11:04:44.018	1:01.174	20.404	22.881	17.889	102.6	94.3
15	11:06:21.351	1:37.333	20.498	44.330	32.505	52.4	26.2

(52) James GOLDSTRAW

1	10:55:41.128			25.318	18.868	102.5	92.1
2	10:56:45.893	1:04.765	20.572	25.406	18.787	101.1	89.7
3	10:57:46.738	1:00.845	19.895	22.842	18.108	104.2	93.9
4	10:58:47.814	1:01.076	19.848	22.857	18.371	102.8	90.9
5	10:59:48.677	1:00.863	19.619	22.915	18.329	103.4	94.0
6	11:00:48.713	1:00.036	19.517	22.691	17.828	103.1	95.3
7	11:01:48.519	59.806	19.274	22.971	17.561	103.6	95.2
8	11:02:48.120	59.601	19.335	22.758	17.508	103.2	95.6
9	11:03:47.521	59.401	18.717	23.155	17.529	103.6	94.7
10	11:04:50.981	1:03.460	18.902	22.480	22.078	104.5	26.4
11	11:07:29.129	2:38.148	1:51.715	26.219	20.214	76.5	77.9
12	11:08:33.459	1:04.330	22.268	24.193	17.869	96.8	95.2
13	11:09:32.523	59.064	19.114	22.713	17.237	103.2	95.1
14	11:10:35.468	1:02.945	18.732	22.901	21.312	101.4	28.8

(77) Chris LAND

1	10:51:42.892			32.414	24.089	76.8	83.6
2	10:52:54.170	1:11.278	22.985	27.461	20.832	93.3	89.5
3	10:54:01.795	1:07.625	22.136	25.823	19.666	94.5	90.2
4	10:55:06.729	1:04.934	20.922	24.230	19.782	96.6	90.9
5	10:56:10.215	1:03.486	20.503	23.812	19.171	97.0	90.6
6	10:57:14.706	1:04.491	20.322	25.189	18.980	94.7	91.4
7	10:58:16.505	1:01.799	19.796	23.042	18.961	97.8	91.3
8	10:59:18.644	1:02.139	19.855	23.478	18.806	97.7	91.2
9	11:00:20.735	1:02.091	19.671	23.511	18.909	97.4	90.7
10	11:01:22.472	1:01.737	19.699	23.080	18.958	97.0	91.7
11	11:02:23.821	1:01.349	19.746	22.888	18.715	97.8	91.6
12	11:03:25.280	1:01.459	19.477	23.049	18.933	98.1	90.8
13	11:04:27.278	1:01.998	19.330	22.854	19.814	98.1	92.2
14	11:05:27.801	1:00.523	19.403	22.781	18.339	98.5	92.7
15	11:06:29.621	1:01.820	19.540	22.928	19.352	97.7	91.9
16	11:07:30.393	1:00.772	19.389	22.841	18.542	98.7	91.8
17	11:08:31.101	1:00.708	19.414	22.401	18.893	98.3	91.1
18	11:09:31.343	1:00.242	19.342	22.683	18.217	98.4	92.1
19	11:10:37.684	1:06.341	19.108	24.579	22.654	96.3	26.5

Clerk of the Course

Orbits

Sig : Time :
 Chief Timekeeper : Ian Sharp (SMART Timing)
 Results available at www.smart-timing.co.uk and www.speedhive.com



**KMSC/SMRC Final fling meeting****Sorted on best lap time**

Scottish Legends Cars Championship

Knockhill 1.267 miles

Familiarisation - Q1

05/10/2024 12:15

Practice (10:00 Time) started at 12:09:07

Pos	No.	Name	Make/Model	CC	Class	Laps	Best Tm	Diff	Best Speed	2nd Best
1	14	Daniel CLARK	Legend Coupe	890	L	9	58.641		77.776	58.820
2	71	Ryan McLEISH	Legend Coupe	1250	L	9	58.803	0.162	77.561	58.838
3	8	Ben MASON	Legend Coupe	1250	L T	6	59.258	0.617	76.966	1:00.124
4	9	Colin ATKINSON	Legend Coupe	899	L	10	59.287	0.646	76.928	59.435
5	77	Michael WEDDELL	Legend Coupe	1250	L R	9	59.293	0.652	76.920	59.516
6	51	Murray SCOTT	Legend Coupe	1250	Gue	7	59.447	0.806	76.721	1:00.166
7	52	Stewart BLACK	Legend Coupe	1250	L	9	59.522	0.881	76.624	59.688
8	24	Matthew PAPE	Legend Coupe	1250	L	9	59.606	0.965	76.516	59.658
9	27	Grant HUNTER	Legend Coupe	890	L R	8	59.627	0.986	76.490	59.939
10	282	Grant DAVISON	Legend Coupe	890	L	9	59.664	1.023	76.442	59.973
11	85	Mark BEATY	Legend Coupe	1250	L	9	59.775	1.134	76.300	59.859
12	86	Jon CRITCHLOW	Legend Sedan	1250	L	8	59.860	1.219	76.192	1:00.238
13	28	David ALLAN	Legend Coupe	890	L	5	59.907	1.266	76.132	1:00.061
14	95	Maxim POPELYUSHKO	Legend Coupe	850	L	9	1:00.026	1.385	75.981	1:00.063
15	333	Bill READ	Legend Coupe	890	L	9	1:00.345	1.704	75.579	1:00.454
16	17	Billy WAIT	Legend Coupe	1250	L	9	1:00.450	1.809	75.448	1:00.543
17	30	Mark FRENCH	Legend Coupe	1250	L	9	1:00.693	2.052	75.146	1:01.314
18	55	Stuart McANDREW	Legend Coupe	1250	L	10	1:00.735	2.094	75.094	1:00.847
19	21	Mark MULHOLLAND	Legend Coupe	1250	L R	9	1:01.068	2.427	74.685	1:01.252
20	15	Elby CLARK	Legend Coupe	890	L	5	1:01.238	2.597	74.477	1:02.561
21	127	Phil ROWLANDS	Legend Coupe	1250	L R	6	1:01.240	2.599	74.475	1:02.528
22	6	Gary ATKINSON	Legend Sedan-Van	899	L R	7	1:01.270	2.629	74.438	1:01.580
23	5	Christopher WALLACE	Legend Coupe	1250	L R	9	1:01.430	2.789	74.245	1:01.435
24	53	Stuart ROBERTSON	Legend Coupe	850	L	5	1:03.227	4.586	72.134	1:03.842
25	733	Keith ATKINSON	Legend Coupe	1250	Gue	5	1:04.262	5.621	70.973	1:05.008

Announcements

Car No.86 - No working transponder - Please fix before 1st Race

Clerk of the Course

Orbits

Sig : Time :

Chief Timekeeper : Ian Sharp (SMART Timing)

Results available at www.smart-timing.co.uk and www.speedhive.com

Printed: 05/10/2024 12:27:04

**RACE WITH RESPECT**



PICKUP TRUCK RACING



Bulletin No. _____

KMSC/SMRC Final fling meeting

Sorted on best lap time

Pick-Up Racing

Knockhill 1.267 miles

Qualifying 2

05/10/2024 13:15

Practice (15:00 Time) started at 13:15:04

Pos	No.	Name	Make/Model	CC	Class	Laps	Best Tm	Diff	Best Speed	2nd Best
1	30	Matt SIMPSON	Pick Up Truck	2000	PU	16	55.844		81.671	55.909
2	89	Chris BROCKHURST	Pick Up Truck	2000	PU	16	56.151	0.307	81.225	56.318
3	42	Jonathan HADFIELD	Pick Up Truck	2000	PU	16	56.156	0.312	81.217	56.369
4	44	Ryan HADFIELD	Pick Up Truck	2000	PU	16	56.202	0.358	81.151	56.457
5	65	Mark WILLIS	Pick Up Truck	2000	PU	12	56.425	0.581	80.830	56.747
6	72	Allen COOPER	Pick Up Truck	2000	PU	15	56.503	0.659	80.719	56.529
7	83	Dale GENT	Pick Up Truck	2000	PU	15	56.511	0.667	80.707	56.516
8	68	Eric BOULTON	Pick Up Truck	2000	PU	16	56.542	0.698	80.663	56.589
9	5	Daniel FISHER	Pick Up Truck	2000	PU	15	56.547	0.703	80.656	56.770
10	93	Michael SMITH	Pick Up Truck	2000	PU	14	56.873	1.029	80.193	56.902
11	84	Matt MOORE	Pick Up Truck	2000	PU	14	57.194	1.350	79.743	57.413
12	52	James GOLDSTRAW	Pick Up Truck	2000	PU	15	57.239	1.395	79.681	57.459
13	77	Chris LAND	Pick Up Truck	2000	PU	15	59.325	3.481	76.879	59.501

Announcements

Car No's 77 & 93 - Selected Lap Times disallowed - Exceeding track limits

Clerk of the Course

Orbits

Sig : Time :
 Chief Timekeeper : Ian Sharp (SMART Timing)
 Results available at www.smart-timing.co.uk and www.speedhive.com

Printed: 05/10/2024 13:32:31



RACE WITH RESPECT



KMSC/SMRC Final fling meeting

Pick-Up Racing

Knockhill 1.267 miles

Qualifying 2

05/10/2024 13:15

Practice (15:00 Time) started at 13:15:04

Table with columns: Lap, Time of Day, Lap Tm, S1, S2, S3, S2Spd, SFSpd. Driver: (30) Matt SIMPSON.

Table with columns: Lap, Time of Day, Lap Tm, S1, S2, S3, S2Spd, SFSpd. Driver: (72) Allen COOPER.

Table with columns: Lap, Time of Day, Lap Tm, S1, S2, S3, S2Spd, SFSpd. Driver: (89) Chris BROCKHURST.

Table with columns: Lap, Time of Day, Lap Tm, S1, S2, S3, S2Spd, SFSpd. Driver: (83) Dale GENT.

Table with columns: Lap, Time of Day, Lap Tm, S1, S2, S3, S2Spd, SFSpd. Driver: (42) Jonathan HADFIELD.

Table with columns: Lap, Time of Day, Lap Tm, S1, S2, S3, S2Spd, SFSpd. Driver: (68) Eric BOULTON.

Table with columns: Lap, Time of Day, Lap Tm, S1, S2, S3, S2Spd, SFSpd. Driver: (44) Ryan HADFIELD.

Table with columns: Lap, Time of Day, Lap Tm, S1, S2, S3, S2Spd, SFSpd. Driver: (5) Daniel FISHER.

Table with columns: Lap, Time of Day, Lap Tm, S1, S2, S3, S2Spd, SFSpd. Driver: (65) Mark WILLIS.

Clerk of the Course

Orbits

Sig : Time : Chief Timekeeper : Ian Sharp (SMART Timing) Results available at www.smart-timing.co.uk and www.speedhive.com





KMSC/SMRC Final fling meeting

Pick-Up Racing

Knockhill 1.267 miles

Qualifying 2

05/10/2024 13:15

Practice (15:00 Time) started at 13:15:04

Lap	Time of Day	Lap Tm	S1	S2	S3	S2Spd	SFSpd
9	13:24:10.997	58.025	18.367	22.217	17.441	106.5	97.7
10	13:25:07.949	56.952	18.349	21.511	17.092	105.8	97.7
11	13:26:14.361	1:06.412	18.231	21.525	26.656	106.0	87.5
12	13:27:14.677	1:00.316	19.438	23.624	17.254	106.7	98.3
13	13:28:11.224	56.547	18.214	21.354	16.979	106.4	97.1
14	13:29:07.994	56.770	18.130	21.515	17.125	105.8	97.7
15	13:30:12.493	1:04.499	18.135	28.456	17.908	89.6	85.4

(93) Michael SMITH

1	13:16:17.088			23.095	17.534	101.1	94.7
2	13:17:15.617	58.529	18.783	22.269	17.477	102.3	94.4
3	13:18:13.201	57.584	18.370	22.238	16.976	100.9	96.4
4	13:19:11.021	57.820	18.519	22.086	17.215	102.6	95.1
5	13:20:09.493	58.472	18.338	23.056	17.078	103.2	95.3
6	13:21:06.395	56.902	18.363	21.470	17.069	103.9	95.2
7	13:22:03.407	57.012	18.300	21.364	17.348	106.0	92.3
8	13:23:00.280	56.873	18.421	21.377	17.075	104.5	95.5
9	13:23:56.546	56.266	18.163	21.269	16.834	104.9	95.9
10	13:24:58.361	1:01.815	18.320	22.030	21.465	102.3	29.7
11	13:27:19.839	2:21.478	1:41.532	22.791	17.155	102.3	95.3
12	13:28:16.924	57.085	18.329	21.733	17.023	103.1	94.4
13	13:29:14.336	57.412	18.533	21.884	16.995	102.9	95.1
14	13:30:11.436	57.100	18.345	21.728	17.027	104.0	91.9

(84) Matt MOORE

1	13:16:26.981			26.383	18.077	98.4	94.0
2	13:17:25.268	58.287	19.303	21.944	17.040	103.4	95.5
3	13:18:22.965	57.697	18.603	21.949	17.145	104.2	95.7
4	13:19:20.575	57.610	18.625	21.693	17.292	103.9	95.3
5	13:20:18.464	57.889	18.633	22.250	17.006	104.2	95.7
6	13:21:15.877	57.413	18.418	21.894	17.101	104.7	95.5
7	13:22:13.596	57.719	18.657	22.085	16.977	104.0	95.5
8	13:23:11.079	57.483	18.428	22.027	17.028	104.7	95.6
9	13:24:08.633	57.554	18.676	21.897	16.981	104.4	95.3
10	13:25:06.234	57.601	18.564	21.931	17.106	104.7	94.8
11	13:26:03.428	57.194	18.501	21.776	16.917	104.9	95.9
12	13:27:07.165	1:03.737	18.457	23.501	21.779	100.0	34.3
13	13:29:44.001	2:36.836	1:57.065	22.699	17.072	104.2	95.9
14	13:30:48.089	1:04.088	18.686	22.508	22.894	103.7	26.0

(52) James GOLDSTRAW

1	13:16:41.313			30.841	20.236	53.6	95.6
2	13:17:40.470	59.157	18.970	22.808	17.379	99.6	95.6
3	13:18:40.125	59.655	19.713	22.814	17.128	103.2	96.6
4	13:19:38.582	58.457	18.796	22.663	16.998	102.3	96.0
5	13:20:36.792	58.210	18.783	21.991	17.436	103.2	94.9
6	13:21:34.877	58.085	18.853	22.207	17.025	104.2	94.3
7	13:22:32.584	57.707	18.585	21.859	17.263	104.7	94.3
8	13:23:37.227	1:04.643	21.007	24.305	19.331	92.6	73.8
9	13:24:38.753	1:01.526	21.795	22.406	17.325	102.8	94.4
10	13:25:36.433	57.680	18.638	21.976	17.066	103.6	94.9
11	13:26:42.536	1:06.103	18.847	24.970	22.286	61.2	95.5
12	13:27:39.995	57.459	18.413	21.714	17.332	105.5	97.0
13	13:28:37.563	57.568	18.381	21.923	17.264	104.9	95.9
14	13:29:34.802	57.239	18.431	21.686	17.122	104.4	96.6
15	13:30:39.441	1:04.639	18.401	21.739	24.499	104.5	19.2

(77) Chris LAND

1	13:16:29.537			27.858	19.994	90.1	88.6
2	13:17:32.165	1:02.628	20.593	23.588	18.447	97.4	91.3
3	13:18:33.098	1:00.933	19.623	23.245	18.065	98.5	91.9
4	13:19:33.245	1:00.147	19.205	22.968	17.974	98.4	91.3
5	13:20:32.893	59.648	19.051	22.610	17.987	98.5	91.2
6	13:21:32.394	59.501	18.975	22.500	18.026	98.1	91.6
7	13:22:31.998	59.604	19.104	22.557	17.943	99.1	91.7
8	13:23:31.323	59.325	18.959	22.399	17.967	99.4	90.9
9	13:24:31.519	1:00.196	19.257	22.810	18.129	98.5	91.2
10	13:25:31.060	59.541	18.981	22.553	18.007	98.8	91.8
11	13:26:30.693	59.633	19.084	22.354	18.195	98.8	91.4
12	13:27:31.264	1:00.571	19.542	22.932	18.097	98.8	91.6
13	13:28:31.657	1:00.393	19.419	23.095	17.879	99.1	91.9
14	13:29:32.403	1:00.746	19.589	23.141	18.016	100.0	91.8
15	13:30:32.226	59.823	18.993	22.671	18.159	98.4	90.6

Clerk of the Course

Orbits

Sig : Time :
 Chief Timekeeper : Ian Sharp (SMART Timing)
 Results available at www.smart-timing.co.uk and www.speedhive.com





PICKUP TRUCK RACING



Bulletin No. _____

KMSC/SMRC Final fling meeting

Sorted on best lap time

Pick-Up Racing

Knockhill 1.267 miles

Qualifying 2a

05/10/2024 13:15

Practice (15:00 Time) started at 13:15:04



Pos	No.	Name	Make/Model	CC	Class	Laps	Best Tm	Diff	Best Speed	2nd Best
1	30	Matt SIMPSON	Pick Up Truck	2000	PU	8	55.925		81.553	56.023
2	44	Ryan HADFIELD	Pick Up Truck	2000	PU	8	56.202	0.277	81.151	56.578
3	42	Jonathan HADFIELD	Pick Up Truck	2000	PU	8	56.428	0.503	80.826	56.623
4	72	Allen COOPER	Pick Up Truck	2000	PU	8	56.529	0.604	80.681	56.634
5	83	Dale GENT	Pick Up Truck	2000	PU	8	56.622	0.697	80.549	56.736
6	89	Chris BROCKHURST	Pick Up Truck	2000	PU	8	56.783	0.858	80.321	56.872
7	68	Eric BOULTON	Pick Up Truck	2000	PU	8	56.793	0.868	80.306	56.971
8	93	Michael SMITH	Pick Up Truck	2000	PU	8	56.902	0.977	80.153	57.012
9	65	Mark WILLIS	Pick Up Truck	2000	PU	7	56.943	1.018	80.095	57.065
10	5	Daniel FISHER	Pick Up Truck	2000	PU	8	57.087	1.162	79.893	57.294
11	84	Matt MOORE	Pick Up Truck	2000	PU	8	57.413	1.488	79.439	57.610
12	52	James GOLDSTRAW	Pick Up Truck	2000	PU	8	57.707	1.782	79.034	58.085
13	77	Chris LAND	Pick Up Truck	2000	PU	8	59.501	3.576	76.651	59.604

Announcements

Car No's 77 & 93 - Selected Lap Times disallowed - Exceeding track limits

Clerk of the Course

Orbits

Sig : Time :
Chief Timekeeper : Ian Sharp (SMART Timing)
Results available at www.smart-timing.co.uk and www.speedhive.com

Printed: 05/10/2024 13:39:30



RACE WITH RESPECT



PICKUP TRUCK RACING CHAMPIONSHIP

CIRCUIT KNOCKHILL

ROUND 19


BULLETIN NO:

ISSUED AT:

SIGNED:

B HOWARD

ROW 13		
ROW 12		
ROW 11		
ROW 10		
ROW 9		
ROW 8		
ROW 7	77 Chris Land	
ROW 6	84 Matt Moore	52 James Goldstraw
ROW 5	65 Mark Willis	5 Dan Fisher
ROW 4	68 Eric Boulton	93 Michael Smith
ROW 3	44 Ryan Hadfield	30 Matt Simpson
ROW 2	72 Allen Cooper	42 Jonathan Hadfield
ROW 1	89 Chris Brockhurst	83 Dale Gent





PICKUP TRUCK RACING



Bulletin No. _____

KMSC/SMRC Final fling meeting

Sorted on best lap time

Pick-Up Racing

Knockhill 1.267 miles

Qualifying 2b

05/10/2024 13:15

Practice (15:00 Time) started at 13:15:04



Pos	No.	Name	Make/Model	CC	Class	Laps	Best Tm	Diff	Best Speed	2nd Best
1	30	Matt SIMPSON	Pick Up Truck	2000	PU	9	55.844		81.671	55.909
2	89	Chris BROCKHURST	Pick Up Truck	2000	PU	9	56.151	0.307	81.225	56.318
3	42	Jonathan HADFIELD	Pick Up Truck	2000	PU	9	56.156	0.312	81.217	56.369
4	65	Mark WILLIS	Pick Up Truck	2000	PU	5	56.425	0.581	80.830	56.937
5	44	Ryan HADFIELD	Pick Up Truck	2000	PU	9	56.457	0.613	80.784	56.558
6	72	Allen COOPER	Pick Up Truck	2000	PU	8	56.503	0.659	80.719	56.670
7	83	Dale GENT	Pick Up Truck	2000	PU	8	56.511	0.667	80.707	56.516
8	68	Eric BOULTON	Pick Up Truck	2000	PU	9	56.542	0.698	80.663	56.589
9	5	Daniel FISHER	Pick Up Truck	2000	PU	8	56.547	0.703	80.656	56.770
10	93	Michael SMITH	Pick Up Truck	2000	PU	7	57.085	1.241	79.896	57.100
11	84	Matt MOORE	Pick Up Truck	2000	PU	7	57.194	1.350	79.743	57.554
12	52	James GOLDSTRAW	Pick Up Truck	2000	PU	8	57.239	1.395	79.681	57.459
13	77	Chris LAND	Pick Up Truck	2000	PU	8	59.541	3.697	76.600	59.823

Announcements

Car No's 77 & 93 - Selected Lap Times disallowed - Exceeding track limits

Clerk of the Course

Orbits

Sig : Time :

Chief Timekeeper : Ian Sharp (SMART Timing)

Results available at www.smart-timing.co.uk and www.speedhive.com

Printed: 05/10/2024 13:40:10



RACE WITH RESPECT



PICKUP TRUCK RACING CHAMPIONSHIP

CIRCUIT KNOCKHILL

ROUND 20



BULLETIN NO:

ISSUED AT:

SIGNED:

B Howard

ROW 13		
ROW 12		
ROW 11		
ROW 10		
ROW 9		
ROW 8		
ROW 7	77 Chris Land	
ROW 6	84 Matt Moore	52 James Goldstraw
ROW 5	5 Dan Fisher	93 Michael Smith
ROW 4	83 Dale Gent	68 Eric Boulton
ROW 3	89 Chris Brockhurst	30 Matt Simpson
ROW 2	65 Mark Willis	42 Jonathan Hadfield
ROW 1	72 Allen Cooper	44 Ryan Hadfield

 **POLE** 

**KMSC/SMRC Final fling meeting****Sorted on Laps**

Scottish Legends Cars Championship

Knockhill 1.267 miles

Race 1 - Heat 1a

05/10/2024 14:30

Race (8 Laps) started at 14:28:49

Pos	No.	Name	Make/Model	CC	Class	Laps	Total Tm	Diff	Best Tm	In Lap	2nd Best
1	24	Matthew PAPE	Legend Coupe	1250	L	8	8:02.098		58.894	6	59.084
2	8	Ben MASON	Legend Coupe	1250	L T	8	8:02.184	0.086	59.209	6	59.211
3	52	Stewart BLACK	Legend Coupe	1250	L	8	8:03.123	1.025	58.838	2	58.922
4	77	Michael WEDDELL	Legend Coupe	1250	L R	8	8:03.183	1.085	59.276	7	59.295
5	14	Daniel CLARK	Legend Coupe	890	L	8	8:10.745	8.647	59.432	6	59.564
6	282	Grant DAVISON	Legend Coupe	890	L	8	8:10.766	8.668	59.512	5	59.634
7	28	David ALLAN	Legend Coupe	890	L	8	8:11.063	8.965	59.331	5	59.708
8	85	Mark BEATY	Legend Coupe	1250	L	8	8:11.164	9.066	59.744	5	59.766
9	55	Stuart McANDREW	Legend Coupe	1250	L	8	8:11.954	9.856	1:00.153	3	1:00.156
10	95	Maxim POPELYUSHKO	Legend Coupe	850	L	8	8:13.007	10.909	59.608	8	59.785
11	27	Grant HUNTER	Legend Coupe	890	L R	8	8:15.869	13.771	59.675	8	59.706
12	86	Jon CRITCHLOW	Legend Sedan	1250	L	8	8:16.669	14.571	1:00.202	5	1:00.221
13	333	Bill READ	Legend Coupe	890	L	8	8:16.968	14.870	1:00.612	8	1:01.078
14	51	Murray SCOTT	Legend Coupe	1250	Gue	8	8:17.285	15.187	1:00.027	6	1:00.317
15	21	Mark MULHOLLAND	Legend Coupe	1250	L R	8	8:20.553	18.455	1:00.753	4	1:00.977
16	17	Billy WAIT	Legend Coupe	1250	L	8	8:22.548	20.450	1:00.629	4	1:00.728
17	15	Elby CLARK	Legend Coupe	890	L	8	8:23.136	21.038	1:00.963	5	1:01.003
18	127	Phil ROWLANDS	Legend Coupe	1250	L R	8	8:23.606	21.508	1:01.295	6	1:01.336
19	5	Christopher WALLACE	Legend Coupe	1250	L R	8	8:24.017	21.919	1:01.016	5	1:01.133
20	30	Mark FRENCH	Legend Coupe	1250	L	8	8:24.275	22.177	1:00.628	8	1:00.634
21	53	Stuart ROBERTSON	Legend Coupe	850	L	8	8:32.637	30.539	1:01.948	5	1:02.434
22	6	Gary ATKINSON	Legend Sedan-Van	899	L R	8	8:32.964	30.866	1:01.580	5	1:02.123
23	733	Keith ATKINSON	Legend Coupe	1250	Gue	8	8:33.096	30.998	1:01.918	6	1:02.150
Not classified											
DNF	71	Ryan McLEISH	Legend Coupe	1250	L	5	5:09.579	DNF	58.801	5	59.650
DNF	9	Colin ATKINSON	Legend Coupe	899	L	3	3:11.839	DNF	59.536	2	1:00.841

Margin of Victory**Avg. Speed****Best Lap Tm****Best Speed****Best Lap by**

0.086

75.683

58.801

77.564

71 - Ryan McLEISH

Clerk of the Course**Orbits**

Sig : Time :

Chief Timekeeper : Ian Sharp (SMART Timing)

Results available at www.smart-timing.co.uk and www.speedhive.com

Printed: 05/10/2024 14:38:51





KMSC/SMRC Final fling meeting

Lapchart

Scottish Legends Cars Championship

Knockhill 1.267 miles

Race 1 - Heat 1a

05/10/2024 14:30

Race (8 Laps) started at 14:28:49



Competitors	Laps									
	0	1	2	3	4	5	6	7	8	
Matthew PAPE (24)	1	24	8	8	8	8	8	8	8	24
Michael WEDDELL (77)	2	77	77	77	24	24	24	24	24	8
Ben MASON (8)	3	8	24	24	77	77	77	52	52	52
Stuart McANDREW (55)	4	55	55	28	52	52	52	77	77	77
Bill READ (333)	5	333	28	52	28	28	28	28	28	14
Phil ROWLANDS (127)	6	127	127	55	55	55	55	14	282	282
Grant DAVISON (282)	7	282	333	333	85	71	71	282	14	28
David ALLAN (28)	8	28	52	85	282	282	282	85	85	85
Gary ATKINSON (6)	9	6	85	282	14	14	14	55	55	55
Mark BEATY (85)	10	85	282	127	71	85	85	95	95	95
Elby CLARK (15)	11	15	14	71	333	333	95	86	86	27
Daniel CLARK (14)	12	14	15	14	9	95	333	333	27	86
Colin ATKINSON (9)	13	9	71	9	15	86	86	51	333	333
Stewart BLACK (52)	14	52	9	15	127	21	51	27	51	51
Stuart ROBERTSON (53)	15	53	21	95	95	27	27	21	21	21
Mark MULHOLLAND (21)	16	21	95	21	86	51	21	127	127	17
Ryan McLEISH (71)	17	71	86	86	21	127	127	17	17	15
Maxim POPELYUSHKO (95)	18	95	51	27	27	17	17	5	15	127
Grant HUNTER (27)	19	27	27	51	51	5	5	15	5	5
Christopher WALLACE (5)	20	5	5	5	5	15	15	30	30	30
Keith ATKINSON (733)	21	733	53	17	17	30	30	53	53	53
Billy WAIT (17)	22	17	30	53	30	53	53	6	6	6
Murray SCOTT (51)	23	51	6	30	53	6	6	733	733	733
Mark FRENCH (30)	24	30	17	6	6	733	733			
Jon CRITCHLOW (86)	25	86	733	733	733					

Clerk of the Course

Orbits

Sig : Time :
 Chief Timekeeper : Ian Sharp (SMART Timing)
 Results available at www.smart-timing.co.uk and www.speedhive.com



**KMSC/SMRC Final fling meeting****Sorted on best lap time****KMSC Modsports Race Championship****Knockhill 1.267 miles****Qualifying 3****05/10/2024 14:50****Practice (15:00 Time) started at 14:47:04**

Pos	No.	Name	Make/Model	CC	Class	Laps	Best Tm	Diff	Best Speed	2nd Best
1	2	Andy FORREST	Radical SR1	1340	A	6	49.731		91.710	49.820
2	137	Andrew GALLAGHER	Mitsubishi Evo 8	2200	C	8	51.415	1.684	88.706	51.793
3	8	Gordon DUNCAN	Radical PR6	1340	B	13	51.595	1.864	88.397	51.741
4	79	Paul BRYDON	Solution F BMW M3	3500	A	10	51.710	1.979	88.200	52.016
5	90	William PATERSON	Radical PR6	1340	B	13	52.445	2.714	86.964	52.965
6	155	Adam KINDNESS	Subaru Impreza	2350T	F	7	54.081	4.350	84.333	54.117
7	10	Mark THOMSON	Radical SR8 RS	1500	A	8	54.395	4.664	83.847	54.635
8	32	Shaun DAVIDSON	BMW Compact	3200	F	9	55.887	6.156	81.608	56.115
9	86	Adam MORRISON	Mini Cooper S	1998	G	8	56.915	7.184	80.134	56.981
10	63	Graham ROBERTSON	BMW 135	3000	F	15	57.093	7.362	79.884	57.128
11	333	Iain BLACKLEY	Ford Puma	1679T	F	13	58.005	8.274	78.628	58.271
12	19	Harvey GILLANDERS	Honda EP3	2400	F	14	58.074	8.343	78.535	58.077
13	14	Michael IMRIE	Renault Clio 197	1998	G	14	58.815	9.084	77.546	59.021
14	21	Louise STRACHAN	Mini Cooper S	1600	G	11	59.883	10.152	76.163	1:00.021
15	85	David JOYCE	Renault Clio 182	1998	G	12	1:00.190	10.459	75.774	1:00.332
16	31	Natalie COWIE	Mini Cooper S R53	1600	G	8	1:00.535	10.804	75.342	1:01.129
17	26	James STRACHAN	Ford Fiesta	1600	G	14	1:01.844	12.113	73.747	1:02.128
18	18	Richard SUTHERLAND	BMW 318i Compact	1895	J	11	1:02.396	12.665	73.095	1:02.526
19	55	Fiona KINDNESS	Mini Cooper	1600	J	10	1:03.351	13.620	71.993	1:03.399

Clerk of the Course

Orbits

Sig : Time :

Chief Timekeeper : Ian Sharp (SMART Timing)

Results available at www.smart-timing.co.uk and www.speedhive.com

Printed: 05/10/2024 15:04:39

**RACE WITH RESPECT**



KMSC/SMRC Final fling meeting

KMSC Modsports Race Championship

Knockhill 1.267 miles

Qualifying 3

05/10/2024 14:50

Practice (15:00 Time) started at 14:47:04

Lap	Time of Day	Lap Tm	S1	S2	S3	S2Spd	SFSpd
(14) Michael IMRIE							
1	14:48:38.422			26.565	19.835	77.4	84.3
2	14:49:42.187	1:03.765	21.046	24.061	18.658	91.6	86.7
3	14:50:44.256	1:02.069	21.273	22.883	17.913	96.0	87.2
4	14:51:43.748	59.492	19.394	22.317	17.781	99.1	87.8
5	14:52:42.903	59.155	19.216	22.295	17.644	99.3	88.3
6	14:53:43.339	1:00.436	19.212	23.272	17.952	96.3	88.5
7	14:54:43.717	1:00.378	19.499	22.974	17.905	98.8	88.4
8	14:55:42.738	59.021	19.182	22.160	17.679	98.7	87.7
9	14:56:43.303	1:00.565	19.318	22.545	18.702	98.3	69.9
10	14:57:59.929	1:16.626	25.374	30.359	20.893	77.3	77.5
11	14:59:06.786	1:06.857	21.632	26.713	18.512	92.3	88.3
12	15:00:05.601	58.815	18.980	22.044	17.791	99.4	87.6
13	15:01:12.449	1:06.848	19.070	25.358	22.420	75.9	70.7
14	15:02:33.624	1:21.175	24.713	28.398	28.064	68.6	25.9

Lap	Time of Day	Lap Tm	S1	S2	S3	S2Spd	SFSpd
(21) Louise STRACHAN							
1	14:48:42.536			25.742	18.735	103.4	94.5
2	14:49:45.613	1:03.077	20.494	23.646	18.937	99.6	92.2
3	14:50:48.171	1:02.558	20.882	23.262	18.414	102.0	94.8
4	14:51:49.949	1:01.778	20.619	22.918	18.241	103.4	95.1
5	14:52:50.659	1:00.710	20.055	22.630	18.025	102.3	95.6
6	14:53:50.542	59.883	20.019	22.386	17.478	104.4	96.0
7	14:54:50.960	1:00.418	19.477	22.442	18.499	102.9	93.5
8	14:55:51.837	1:00.877	20.043	22.625	18.209	94.0	95.5
9	14:56:51.858	1:00.021	19.998	22.393	17.630	102.9	95.5
10	14:57:52.423	1:00.565	19.949	23.293	17.323	103.2	94.8
11	14:59:00.143	1:07.720	20.599	23.779	23.342	101.5	27.4

Lap	Time of Day	Lap Tm	S1	S2	S3	S2Spd	SFSpd
(85) David JOYCE							
1	14:48:35.704			25.659	19.654	87.8	83.7
2	14:49:39.855	1:04.151	20.576	24.244	19.331	84.9	88.4
3	14:50:40.797	1:00.942	19.650	22.467	18.825	97.3	88.9
4	14:51:41.335	1:00.538	19.830	22.440	18.268	97.5	88.8
5	14:52:41.978	1:00.643	19.797	22.616	18.230		88.6
6	14:53:43.084	1:01.106	19.955	22.984	18.167	96.0	89.1
7	14:54:43.416	1:00.332	19.566	22.594	18.172	97.1	88.9
8	14:55:44.222	1:00.806	20.061	22.489	18.256	97.7	89.0
9	14:56:44.412	1:00.190	19.675	22.428	18.087	97.7	88.0
10	14:57:44.829	1:00.417	19.629	22.488	18.300	97.1	89.0
11	14:58:45.378	1:00.549	19.704	22.602	18.243	97.3	88.9
12	14:59:58.897	1:13.519	19.474	25.432	28.613	62.9	30.5

Lap	Time of Day	Lap Tm	S1	S2	S3	S2Spd	SFSpd
(31) Natalie COWIE							
1	14:48:39.888			25.848	19.754	91.9	90.3
2	14:49:48.605	1:08.717	21.246	26.354	21.117	73.6	82.1
3	14:50:53.353	1:04.748	22.039	24.031	18.678	96.7	92.7
4	14:51:54.482	1:01.129	20.197	22.711	18.221	96.8	92.3
5	14:52:55.017	1:00.535	19.854	22.592	18.089	101.5	88.5
6	14:54:02.597	1:07.580	21.741	27.080	18.759	92.4	91.1
7	14:55:14.549	1:11.952	20.425	26.584	24.943	77.3	26.0
8	14:56:43.148	3:28.599	2:40.299	24.382	23.918	83.8	28.0

Lap	Time of Day	Lap Tm	S1	S2	S3	S2Spd	SFSpd
(26) James STRACHAN							
1	14:48:40.184			24.713	19.455	99.1	90.7
2	14:49:45.439	1:05.255	21.640	24.695	18.920	99.6	92.1
3	14:50:47.858	1:02.419	20.654	23.402	18.363	102.5	90.9
4	14:51:49.702	1:01.844	20.407	23.200	18.237	102.5	89.8
5	14:52:52.545	1:02.843	21.286	23.101	18.456	102.9	90.3
6	14:53:55.080	1:02.535	21.099	23.323	18.113	101.8	89.6
7	14:55:01.442	1:06.362	20.896	25.279	20.187	84.5	89.1
8	14:56:05.463	1:04.021	21.048	24.173	18.800	99.1	89.6
9	14:57:09.123	1:03.660	20.936	24.546	18.178	100.9	90.6
10	14:58:12.241	1:03.118	20.982	23.490	18.646	101.7	89.2
11	14:59:14.726	1:02.485	20.702	23.627	18.156	101.7	90.4
12	15:00:16.854	1:02.128	20.568	23.292	18.268	102.5	89.5
13	15:01:21.207	1:04.353	21.097	24.448	18.808	99.0	90.1
14	15:02:24.361	1:03.154	20.546	23.384	19.224	102.9	87.4

Lap	Time of Day	Lap Tm	S1	S2	S3	S2Spd	SFSpd
(18) Richard SUTHERLAND							
1	14:48:50.279			27.106	21.142		77.0
2	14:49:54.076	1:03.797	20.883				78.1
3	14:50:56.877	1:02.801	20.300				78.2

Clerk of the Course

Orbits

Sig : Time :
 Chief Timekeeper : Ian Sharp (SMART Timing)
 Results available at www.smart-timing.co.uk and www.speedhive.com





KMSC/SMRC Final fling meeting


KMSC Modsports Race Championship

Knockhill 1.267 miles

Race 4 - 1st Race

05/10/2024 16:20

Race (15:00 and 1 Laps)



1 x 1 Grid format

POLE POSITION

2	1	1
137 Andrew GALLAGHER 51.415	2 Andy FORREST 49.731	1
4	3	2
79 Paul BRYDON 51.710	8 Gordon DUNCAN 51.595	2
6	5	3
155 Adam KINDNESS 54.081	90 William PATERSON 52.445	3
8	7	4
32 Shaun DAVIDSON 55.887	10 Mark THOMSON 54.395	4
10	9	5
63 Graham ROBERTSON 57.093	86 Adam MORRISON 56.915	5
12	11	6
19 Harvey GILLANDERS 58.074	333 Iain BLACKLEY 58.005	6
14	13	7
21 Louise STRACHAN 59.883	14 Michael IMRIE 58.815	7
16	15	8
31 Natalie COWIE 1:00.535	85 David JOYCE 1:00.190	8
18	17	9
18 Richard SUTHERLAND 1:02.396	26 James STRACHAN 1:01.844	9
	19	10
	55 Fiona KINDNESS 1:03.351	10

Clerk of the Course Orbits

Sig : Time :
Chief Timekeeper : Ian Sharp (SMART Timing)
Results available at www.smart-timing.co.uk and www.speedhive.com



KMSC/SMRC Final fling meeting
Sorted on best lap time
Scottish Mini Cooper & Cooper S Cup
Knockhill 1.267 miles
Qualifying 4
05/10/2024 15:10
Practice (12:00 Time) started at 15:07:18

Pos	No.	Name	Make/Model	CC	Class	Laps	Best Tm	Diff	Best Speed	2nd Best
1	77	Ashleigh MORRIS	Mini Cooper R53	1600S	Gue	11	59.562		76.573	59.627
2	97	Jamie BLAKE	Mini Cooper R53	1600S	R53	5	1:00.139	0.577	75.838	1:00.525
3	21	Ross WILKINSON	Mini Cooper S	1600	Gue	11	1:00.170	0.608	75.799	1:00.226
4	14	Rich FLETT	Mini Cooper R53	1600S	R53	8	1:01.533	1.971	74.120	1:01.541
5	70	Oly MORTIMER	Mini Cooper	1600	SM	11	1:01.938	2.376	73.636	1:02.024
6	18	Daniel PATTERSON	Mini Cooper	1600	SM	11	1:02.210	2.648	73.314	1:02.253
7	25	Chad LITTLE	Mini Cooper	1600	SM	12	1:02.450	2.888	73.032	1:02.537
8	22	Jason BALLANTYNE	Mini Cooper	1600	SM	12	1:02.557	2.995	72.907	1:02.684
9	23	Ian MUNRO	Mini Cooper	1600	SM	12	1:02.589	3.027	72.870	1:02.688
10	53	Stuart McPHADEN	Mini Cooper	1600	SMN	11	1:02.600	3.038	72.857	1:02.674
11	12	Jacob HEAP	Mini Cooper	1600	SMN	11	1:02.765	3.203	72.665	1:02.989
12	52	Michael WILLIAMS	Mini Cooper	1600	SMN	11	1:02.793	3.231	72.633	1:02.967
13	88	Barry HOLMES	Mini Cooper	1600	SM	11	1:02.847	3.285	72.571	1:03.034
14	27	Martin WIJETUNGA	Mini Cooper	1600	SMN	11	1:03.313	3.751	72.036	1:03.538
15	7	Blair DRYBURGH	Mini Cooper	1600	SMN	11	1:03.337	3.775	72.009	1:03.686
16	164	Curtis PATERSON	Mini Cooper	1600	SMN	11	1:03.346	3.784	71.999	1:03.587
17	5	Jonathan WILD	Mini Cooper	1600	SMN	11	1:03.641	4.079	71.665	1:03.871
18	91	Robbie DALGLEISH	Mini Cooper	1600	SM	9	1:03.641	4.079	71.665	1:03.860
19	333	Ewan ROBERTSON	Mini Cooper	1600	SM	11	1:03.723	4.161	71.573	1:03.727
20	17	Chris COCKBURN	Mini Cooper	1600	Gue	11	1:03.736	4.174	71.558	1:03.800
21	80	Ross FOSTER	Mini Cooper	1600	SMN	11	1:03.995	4.433	71.269	1:04.153
22	323	Trevor CALVIN	Mini Cooper	1600	SM	10	1:07.091	7.529	67.980	1:07.428

Announcements

Car No's 7 & 52 - Selected Lap Times disallowed - Exceeding track limits

Clerk of the Course
Orbits

 Sig : Time :
 Chief Timekeeper : Ian Sharp (SMART Timing)
 Results available at www.smart-timing.co.uk and www.speedhive.com

Printed: 05/10/2024 15:22:54

KMSC/SMRC Final fling meeting

Scottish Mini Cooper & Cooper S Cup

Knockhill 1.267 miles

Qualifying 4

05/10/2024 15:10

Practice (12:00 Time) started at 15:07:18

Table with columns: Lap, Time of Day, Lap Tm, S1, S2, S3, S2Spd, SFSpd for driver groups: (88) Barry HOLMES, (27) Martin WIJETUNGA, (7) Blair DRYBURGH, (164) Curtis PATERSON, (5) Jonathan WILD, (91) Robbie DALGLEISH, (333) Ewan ROBERTSON, (17) Chris COCKBURN, (80) Ross FOSTER, (233) Trevor CALVIN.

Clerk of the Course

Orbits

Sig : Time : Chief Timekeeper : Ian Sharp (SMART Timing) Results available at www.smart-timing.co.uk and www.speedhive.com



KMSC/SMRC Final fling meeting**Scottish Mini Cooper & Cooper S Cup**
Race 5 - 1st Race
Race (12 Laps)**Knockhill 1.267 miles**
05/10/2024 16:50

POLE POSITION

2
97 Jamie BLAKE
1:00.139

1
77 Ashleigh MORRIS
59.562

1

4
14 Rich FLETT
1:01.533

3
21 Ross WILKINSON
1:00.170

2**6****5****3****8****7****4****10****9****5****12****11****6**

18 Daniel PATTERSON
1:02.210

70 Oly MORTIMER
1:01.938

14**13****7**

22 Jason BALLANTYNE
1:02.557

25 Chad LITTLE
1:02.450

16**15****8**

53 Stuart McPHADEN
1:02.600

23 Ian MUNRO
1:02.589

18**17****9**

52 Michael WILLIAMS
1:02.793

12 Jacob HEAP
1:02.765

20**19****10**

27 Martin WIJETUNGA
1:03.313

88 Barry HOLMES
1:02.847

KMSC/SMRC Final fling meeting

Scottish Mini Cooper & Cooper S Cup

Knockhill 1.267 miles

Race 5 - 1st Race

05/10/2024 16:50

Race (12 Laps)

22164 Curtis PATERSON
1:03.346**24**91 Robbie DALGLEISH
1:03.641**26**17 Chris COCKBURN
1:03.736**28**323 Trevor CALVIN
1:07.091**21**7 Blair DRYBURGH
1:03.337**23**5 Jonathan WILD
1:03.641**25**333 Ewan ROBERTSON
1:03.723**27**80 Ross FOSTER
1:03.995**11****12****13****14**

Clerk of the Course

Orbits

Sig : Time :

Chief Timekeeper : Ian Sharp (SMART Timing)

Results available at www.smart-timing.co.uk and www.speedhive.com

Printed: 05/10/2024 15:24:09

motor
sport
UK**RACE
WITH
RESPECT**



KMSC/SMRC Final fling meeting

Sorted on Laps

Pick-Up Racing

Knockhill 1.267 miles

Race 2 - 1st Race

05/10/2024 15:30

Race (15 Laps) started at 15:31:24

Pos	No.	Name	Make/Model	CC	Class	Laps	Total Tm	Diff	Best Tm	In Lap	2nd Best
1	30	Matt SIMPSON	Pick Up Truck	2000	PU	15	14:08.300		55.932	7	55.949
2	89	Chris BROCKHURST	Pick Up Truck	2000	PU	15	14:08.871	0.571	56.076	14	56.152
3	83	Dale GENT	Pick Up Truck	2000	PU	15	14:10.054	1.754	56.084	13	56.143
4	44	Ryan HADFIELD	Pick Up Truck	2000	PU	15	14:10.622	2.322	56.087	13	56.090
5	72	Allen COOPER	Pick Up Truck	2000	PU	15	14:15.173	6.873	56.021	5	56.087
6	65	Mark WILLIS	Pick Up Truck	2000	PU	15	14:16.387	8.087	56.332	4	56.364
7	68	Eric BOULTON	Pick Up Truck	2000	PU	15	14:16.660	8.360	56.271	5	56.410
8	42	Jonathan HADFIELD	Pick Up Truck	2000	PU	15	14:17.755	9.455	56.303	7	56.342
9	93	Michael SMITH	Pick Up Truck	2000	PU	15	14:25.110	16.810	56.565	8	56.724
10	84	Matt MOORE	Pick Up Truck	2000	PU	15	14:25.603	17.303	56.848	7	56.962
11	5	Daniel FISHER	Pick Up Truck	2000	PU	15	14:40.506	32.206	56.870	5	56.965
12	52	James GOLDSTRAW	Pick Up Truck	2000	PU	15	14:52.061	43.761	56.638	6	56.745
13	77	Chris LAND	Pick Up Truck	2000	PU	15	15:00.222	51.922	58.811	11	58.855

Announcements

New Track Record (55.932) for Pick Up Trucks by Matt SIMPSON.

Margin of Victory	Avg. Speed	Best Lap Tm	Best Speed	Best Lap by
0.571	80.647	55.932	81.543	30 - Matt SIMPSON

Clerk of the Course

Orbits

Sig : Time :
Chief Timekeeper : Ian Sharp (SMART Timing)
Results available at www.smart-timing.co.uk and www.speedhive.com





KMSC/SMRC Final fling meeting

Pick-Up Racing

Knockhill 1.267 miles

Race 2 - 1st Race

05/10/2024 15:30

Race (15 Laps) started at 15:31:24

Table with columns: Lap, Time of Day, Lap Tm, S1, S2, S3, S2Spd, SFSpd. It lists race data for drivers including (30) Matt SIMPSON, (89) Chris BROCKHURST, (83) Dale GENT, (44) Ryan HADFIELD, (65) Mark WILLIS, (68) Eric BOULTON, (42) Jonathan HADFIELD, and (93) Michael SMITH.

Clerk of the Course

Orbits

Sig : Time : Chief Timekeeper : Ian Sharp (SMART Timing)

Results available at www.smart-timing.co.uk and www.speedhive.com





KMSC/SMRC Final fling meeting

Pick-Up Racing	Knockhill 1.267 miles
Race 2 - 1st Race	05/10/2024 15:30
Race (15 Laps) started at 15:31:24	

Lap	Time of Day	Lap Tm	S1	S2	S3	S2Spd	SFSpd
11	15:41:59.172	57.019	18.256	21.673	17.090	104.7	95.6
12	15:42:57.256	58.084	18.793	22.021	17.270	104.4	94.5
13	15:43:54.422	57.166	18.321	21.842	17.003	104.0	94.7
14	15:44:51.957	57.535	18.231	21.933	17.371	104.4	94.1
15	15:45:49.498	57.541	18.452	21.860	17.229	104.7	93.7

(84) Matt MOORE

1	15:32:28.894	1:02.844	22.072	23.008	17.764	105.3	95.7
2	15:33:26.286	57.392	18.762	21.597	17.033	106.0	96.0
3	15:34:23.486	57.200	18.555	21.474	17.171	105.7	95.6
4	15:35:20.859	57.373	18.483	21.901	16.989	105.5	96.3
5	15:36:17.933	57.074	18.489	21.575	17.010	106.5	95.3
6	15:37:15.292	57.359	18.555	21.823	16.981	104.9	95.3
7	15:38:12.140	56.848	18.316	21.544	16.988	106.2	94.4
8	15:39:09.686	57.546	18.740	21.812	16.994	105.5	95.2
9	15:40:07.026	57.340	18.425	22.031	16.884	105.0	95.2
10	15:41:04.358	57.332	18.269	22.169	16.894	103.9	96.4
11	15:42:01.749	57.391	18.464	22.061	16.866	104.4	95.9
12	15:42:58.711	56.962	18.374	21.732	16.856	104.4	96.1
13	15:43:55.683	56.972	18.266	21.873	16.833	105.2	95.2
14	15:44:52.973	57.290	18.449	21.861	16.980	105.0	95.1
15	15:45:49.991	57.018	18.420	21.790	16.808	105.0	95.2

(5) Daniel FISHER

1	15:32:30.393	1:04.575	24.137	22.775	17.663	106.4	97.4
2	15:33:27.696	57.303	18.389	21.672	17.242	106.7	98.1
3	15:34:24.754	57.058	18.342	21.548	17.168	106.7	96.8
4	15:35:21.719	56.965	18.290	21.572	17.103	106.4	97.7
5	15:36:18.589	56.870	18.298	21.293	17.279	108.1	96.4
6	15:37:15.782	57.193	18.087	21.798	17.308	107.5	96.7
7	15:38:12.989	57.207	18.109	21.663	17.435	106.2	97.1
8	15:39:20.772	1:07.783			17.640	105.7	97.7
9	15:40:18.406	57.634	18.329	21.857	17.448	106.5	97.0
10	15:41:15.921	57.515	18.220	22.134	17.161	105.2	97.3
11	15:42:13.320	57.399	18.407	21.613	17.379	106.5	96.7
12	15:43:12.256	58.936	18.956	22.492	17.488		97.0
13	15:44:09.727	57.471	18.423	21.700	17.348	104.5	96.1
14	15:45:07.417	57.690	18.454	22.016	17.220	104.5	97.1
15	15:46:04.894	57.477	18.426	21.662	17.389		96.4

(52) James GOLDSTRAW

1	15:32:29.308	1:03.204	22.640	23.531	17.033	104.7	97.1
2	15:33:28.066	58.758	18.616	22.588	17.554	100.6	96.1
3	15:34:25.512	57.446	18.539	21.931	16.976	105.0	96.7
4	15:35:22.861	57.349	18.531	21.750	17.068	105.2	96.4
5	15:36:19.739	56.878	18.322	21.496	17.060	104.5	95.2
6	15:37:16.377	56.638	18.461	21.439	16.738	105.8	95.7
7	15:38:13.122	56.745	18.003	21.604	17.138	105.0	96.0
8	15:39:10.299	57.177	18.339	21.883	16.955	104.5	95.6
9	15:40:07.905	57.606	18.387	22.238	16.981	104.7	95.1
10	15:41:09.028	1:01.123	19.230	24.388	17.505	102.8	93.6
11	15:42:11.824	1:02.796	20.416	24.264	18.116	95.5	94.1
12	15:43:13.329	1:01.505	20.894	23.135	17.476	104.2	95.3
13	15:44:13.602	1:00.273	19.533	23.150	17.590	100.8	94.8
14	15:45:14.678	1:01.076	19.773	23.392	17.911	101.1	94.4
15	15:46:16.449	1:01.771	19.832	23.559	18.380	96.6	90.6

(77) Chris LAND

1	15:32:31.204	1:04.791	22.253	23.657	18.881	98.4	90.9
2	15:33:31.330	1:00.126	19.170	22.770	18.186	99.1	91.6
3	15:34:31.650	1:00.320	19.460	22.633	18.227	99.3	91.6
4	15:35:31.132	59.482	19.259	22.323	17.900	98.7	91.4
5	15:36:30.788	59.656	19.142	22.447	18.067	98.7	90.7
6	15:37:30.590	59.802	19.070	22.720	18.012	98.4	91.9
7	15:38:29.445	58.855	19.024	22.234	17.597	99.0	91.3
8	15:39:29.067	59.622	19.330	22.597	17.695	98.0	91.1
9	15:40:28.465	59.398	19.134	22.459	17.805	98.8	91.1
10	15:41:27.883	59.418	19.100	22.614	17.704	98.3	91.4
11	15:42:26.694	58.811	18.755	22.397	17.659	99.1	91.2
12	15:43:26.075	59.381	19.011	22.657	17.713	98.3	91.2
13	15:44:25.457	59.382	19.058	22.548	17.776	99.0	91.9
14	15:45:25.210	59.753	18.887	23.111	17.755	97.1	91.6
15	15:46:24.610	59.400	19.081	22.591	17.728	98.8	91.1

Clerk of the Course **Orbits**

Sig : Time :
 Chief Timekeeper : Ian Sharp (SMART Timing)
 Results available at www.smart-timing.co.uk and www.speedhive.com
 Printed: 05/10/2024 15:48:12

Page 2/2



KMSC/SMRC Final fling meeting

Lapchart

Pick-Up Racing

Knockhill 1.267 miles

Race 2 - 1st Race

05/10/2024 15:30

Race (15 Laps) started at 15:31:24



Competitors	Laps															
	0	1	2	3	4	5	6	7	8	9	10	11	12	13	14	15
Chris BROCKHURST (89)	1	89	89	89	89	89	89	89	89	89	30	30	30	30	30	30
Dale GENT (83)	2	83	83	83	83	83	83	83	83	30	89	89	89	89	89	89
Allen COOPER (72)	3	72	72	44	44	44	44	30	30	83	83	83	83	83	83	83
Jonathan HADFIELD (42)	4	42	44	72	30	30	30	44	44	44	44	44	44	44	44	44
Matt SIMPSON (30)	5	30	30	30	72	72	72	72	72	72	72	72	72	72	72	72
Ryan HADFIELD (44)	6	44	68	68	65	65	65	65	65	65	65	65	65	65	65	65
Eric BOULTON (68)	7	68	65	65	68	68	68	68	68	68	68	68	68	68	68	68
Michael SMITH (93)	8	93	42	42	42	42	42	42	42	42	42	42	42	42	42	42
Mark WILLIS (65)	9	65	93	93	93	93	93	93	93	93	93	93	93	93	93	93
Daniel FISHER (5)	10	5	84	84	84	84	84	84	84	84	84	84	84	84	84	84
Matt MOORE (84)	11	84	52	5	5	5	5	5	5	52	52	52	52	5	5	5
James GOLDSTRAW (52)	12	52	5	52	52	52	52	52	52	5	5	5	5	52	52	52
Chris LAND (77)	13	77	77	77	77	77	77	77	77	77	77	77	77	77	77	77

Clerk of the Course

Orbits

Sig : **Time :**
Chief Timekeeper : Ian Sharp (SMART Timing)
Results available at www.smart-timing.co.uk and www.speedhive.com
Printed: 05/10/2024 15:48:33



**KMSC/SMRC Final fling meeting****Sorted on Laps**

Scottish Legends Cars Championship

Knockhill 1.267 miles

Race 3 - Heat 1b

05/10/2024 16:00

Race (8 Laps) started at 15:54:06

Pos	No.	Name	Make/Model	CC	Class	Laps	Total Tm	Diff	Best Tm	In Lap	2nd Best
1	52	Stewart BLACK	Legend Coupe	1250	L	8	8:03.468		59.245	4	59.272
2	14	Daniel CLARK	Legend Coupe	890	L	8	8:03.487	0.019	58.698	5	58.772
3	27	Grant HUNTER	Legend Coupe	890	L R	8	8:04.913	1.445	59.446	7	59.702
4	95	Maxim POPELYUSHKO	Legend Coupe	850	L	8	8:05.070	1.602	59.297	4	59.468
5	28	David ALLAN	Legend Coupe	890	L	8	8:05.483	2.015	58.879	8	59.302
6	282	Grant DAVISON	Legend Coupe	890	L	8	8:06.379	2.911	59.043	7	59.165
7	8	Ben MASON	Legend Coupe	1250	L T	8	8:06.402	2.934	58.564	8	58.586
8	86	Jon CRITCHLOW	Legend Sedan	1250	L	8	8:16.276	12.808	1:00.305	2	1:00.622
9	51	Murray SCOTT	Legend Coupe	1250	Gue	8	8:16.326	12.858	1:00.386	3	1:00.601
10	17	Billy WAIT	Legend Coupe	1250	L	8	8:16.822	13.354	59.956	4	1:00.454
11	5	Christopher WALLACE	Legend Coupe	1250	L R	8	8:17.771	14.303	1:00.583	8	1:00.752
12	24	Matthew PAPE	Legend Coupe	1250	L	8	8:17.875	14.407	58.939	8	59.142
13	9	Colin ATKINSON	Legend Coupe	899	L	8	8:19.953	16.485	59.300	5	1:00.059
14	55	Stuart McANDREW	Legend Coupe	1250	L	8	8:21.376	17.908	1:00.352	7	1:00.513
15	15	Elby CLARK	Legend Coupe	890	L	8	8:21.489	18.021	59.918	7	1:00.090
16	53	Stuart ROBERTSON	Legend Coupe	850	L	8	8:27.891	24.423	1:02.242	6	1:02.487
17	30	Mark FRENCH	Legend Coupe	1250	L	8	8:28.238	24.770	1:01.485	3	1:01.739
18	127	Phil ROWLANDS	Legend Coupe	1250	L R	8	8:28.285	24.817	1:01.793	3	1:02.035
19	733	Keith ATKINSON	Legend Coupe	1250	Gue	8	8:30.803	27.335	1:01.753	7	1:02.140
20	333	Bill READ	Legend Coupe	890	L	8	8:31.730	28.262	1:00.624	7	1:00.843

Not classified

DNF	21	Mark MULHOLLAND	Legend Coupe	1250	L R	6	6:41.268	DNF	1:00.199	5	1:00.496
DNF	77	Michael WEDDELL	Legend Coupe	1250	L R	4	4:11.602	DNF	1:00.755	3	1:00.883
DNF	6	Gary ATKINSON	Legend Sedan-Van	899	L R	1	1:19.724	DNF	1:16.794	1	
DNS	71	Ryan McLEISH	Legend Coupe	1250	L			DNS		0	
DNS	85	Mark BEATY	Legend Coupe	1250	L			DNS		0	

Margin of Victory**Avg. Speed****Best Lap Tm****Best Speed****Best Lap by**

0.019

75.469

58.564

77.878

8 - Ben MASON

Clerk of the Course**Orbits**

Sig : Time :

Chief Timekeeper : Ian Sharp (SMART Timing)

Results available at www.smart-timing.co.uk and www.speedhive.com

Printed: 05/10/2024 16:04:19





KMSC/SMRC Final fling meeting

Scottish Legends Cars Championship

Knockhill 1.267 miles

Race 3 - Heat 1b

05/10/2024 16:00

Race (8 Laps) started at 15:54:06

Lap	Time of Day	Lap Tm	S1	S2	S3	S2Spd	SFSpd
7	16:01:28.024	59.918	19.416	22.925	17.577	98.0	91.2
8	16:02:28.114	1:00.090	19.422	22.662	18.006	99.1	91.9



(53) Stuart ROBERTSON

1	15:55:14.555	1:07.131	24.826	23.986	18.319	97.7	91.3
2	15:56:17.382	1:02.827	20.035	24.601	18.191	98.7	90.6
3	15:57:20.881	1:03.499	20.819	24.279	18.401	98.4	90.6
4	15:58:23.850	1:02.969	20.000	24.540	18.429	96.4	90.3
5	15:59:27.031	1:03.181	20.360	24.457	18.364	95.2	91.8
6	16:00:29.273	1:02.242	20.291	23.381	18.570	97.5	89.0
7	16:01:31.760	1:02.487	20.627	23.682	18.178	96.7	88.6
8	16:02:34.516	1:02.756	20.407	24.129	18.220	96.0	88.3

(30) Mark FRENCH

1	15:55:18.155	1:06.038	22.897	24.914	18.227	98.0	88.5
2	15:56:20.182	1:02.027	20.496	22.859	18.672	96.6	87.3
3	15:57:21.667	1:01.485	19.857	23.018	18.610	97.7	90.1
4	15:58:24.030	1:02.363	19.757	24.358	18.248	96.1	88.1
5	15:59:28.338	1:04.308	21.490	24.623	18.195	96.3	89.6
6	16:00:30.743	1:02.405	19.931	23.370	19.104	95.5	87.7
7	16:01:32.482	1:01.739	19.836	23.602	18.301	98.0	89.0
8	16:02:34.863	1:02.381	20.275	23.862	18.244	95.5	87.2

(127) Phil ROWLANDS

1	15:55:18.174	1:08.128	23.650	25.869	18.609		86.5
2	15:56:20.478	1:02.304	20.992	23.060	18.252		86.7
3	15:57:22.271	1:01.793	20.056	22.852	18.885		87.5
4	15:58:24.578	1:02.307	19.675	24.365	18.267	95.1	87.8
5	15:59:27.956	1:03.378	20.732	24.454	18.192		86.1
6	16:00:30.167	1:02.211	19.730	23.587	18.894	94.4	86.0
7	16:01:32.202	1:02.035	20.224	23.624	18.187		87.5
8	16:02:34.910	1:02.708	20.140	24.188	18.380	95.6	86.4

(733) Keith ATKINSON

1	15:55:18.723	1:07.273	23.913	24.892	18.468	98.0	90.2
2	15:56:20.968	1:02.245	20.691	23.407	18.147	97.4	89.6
3	15:57:23.108	1:02.140	19.971	23.372	18.797	97.5	89.6
4	15:58:26.288	1:03.180	20.067	24.392	18.721	95.3	88.1
5	15:59:30.532	1:04.244	20.461	25.339	18.444	94.0	88.2
6	16:00:33.143	1:02.611	20.067	23.982	18.562	95.3	88.3
7	16:01:34.896	1:01.753	19.858	23.650	18.245	95.6	88.0
8	16:02:37.428	1:02.532	20.213	23.933	18.386	95.7	88.2

(333) Bill READ

1	15:55:15.125	1:04.723	23.050	23.527	18.146	100.5	91.1
2	15:56:16.644	1:01.519	19.923	23.535	18.061	100.9	92.2
3	15:57:17.487	1:00.843	19.872	22.869	18.102	99.0	91.9
4	15:58:32.103	1:14.616	19.827	36.416	18.373	90.4	89.4
5	15:59:35.467	1:03.364	20.002	24.133	19.229	96.6	85.9
6	16:00:36.882	1:01.415	20.033	23.242	18.140	97.4	90.1
7	16:01:37.506	1:00.624	19.679	23.054	17.891	98.1	90.1
8	16:02:38.355	1:00.849	20.017	23.106	17.726	98.8	90.9

(21) Mark MULHOLLAND

1	15:55:12.473	1:04.621	23.574	23.294	17.753	99.7	91.6
2	15:56:13.246	1:00.773	20.151	22.884	17.738	99.7	91.4
3	15:57:13.742	1:00.496	19.800	22.789	17.907	98.4	90.4
4	15:58:14.810	1:01.068	19.506	23.628	17.934	97.3	89.0
5	15:59:15.009	1:00.199	19.549	22.799	17.851	97.4	88.8
6	16:00:47.893	1:32.884	20.411	22.529	49.944	100.3	25.4

(77) Michael WEDDELL

1	15:55:15.607	1:04.651	23.152	24.161	17.338	99.9	91.9
2	15:56:16.490	1:00.883	19.739	23.550	17.594	98.8	91.1
3	15:57:17.245	1:00.755	19.234	22.372	19.149	96.6	89.6
4	15:58:18.227	1:00.982	19.596	23.719	17.667	98.4	90.7

(6) Gary ATKINSON

1	15:55:26.349	1:16.794	31.407	27.099	18.288	94.5	87.6
---	--------------	-----------------	--------	--------	---------------	-------------	-------------

Clerk of the Course

Orbits

Sig : Time :
 Chief Timekeeper : Ian Sharp (SMART Timing)
 Results available at www.smart-timing.co.uk and www.speedhive.com





KMSC/SMRC Final fling meeting

Lapchart

Scottish Legends Cars Championship

Knockhill 1.267 miles

Race 3 - Heat 1b

05/10/2024 16:00

Race (8 Laps) started at 15:54:06



Competitors	Laps									
	0	1	2	3	4	5	6	7	8	
Christopher WALLACE (5)	1	5	27	52	52	52	52	52	52	52
Grant HUNTER (27)	2	27	5	27	27	95	27	14	14	14
Maxim POPELYUSHKO (95)	3	95	52	5	95	27	14	27	27	27
Stuart ROBERTSON (53)	4	53	21	95	21	14	95	95	95	95
Mark MULHOLLAND (21)	5	21	95	21	14	28	28	28	28	28
Stewart BLACK (52)	6	52	14	14	5	21	21	282	282	282
Colin ATKINSON (9)	7	9	28	28	28	282	282	8	8	8
Daniel CLARK (14)	8	14	9	9	282	9	9	51	86	86
Elby CLARK (15)	9	15	15	282	9	8	8	86	51	51
David ALLAN (28)	10	28	282	15	15	5	5	17	17	17
Gary ATKINSON (6)	11	6	53	24	24	15	51	5	5	5
Grant DAVISON (282)	12	282	333	8	8	24	86	9	24	24
Phil ROWLANDS (127)	13	127	8	77	77	77	17	24	9	9
Bill READ (333)	14	333	24	333	333	51	55	55	55	55
Stuart McANDREW (55)	15	55	77	53	51	86	24	15	15	15
Ben MASON (8)	16	8	17	51	86	17	15	53	53	53
Michael WEDDELL (77)	17	77	51	86	17	55	53	127	127	30
Matthew PAPE (24)	18	24	86	17	53	53	127	30	30	127
Keith ATKINSON (733)	19	733	30	55	55	30	30	733	733	733
Billy WAIT (17)	20	17	127	30	30	127	733	333	333	333
Murray SCOTT (51)	21	51	55	127	127	733	333	21		
Mark FRENCH (30)	22	30	733	733	733	333				
Jon CRITCHLOW (86)	23	86	6							
-	24									
-	25									

Clerk of the Course

Orbits

Sig : Time :
 Chief Timekeeper : Ian Sharp (SMART Timing)
 Results available at www.smart-timing.co.uk and www.speedhive.com
 Printed: 05/10/2024 16:04:57



motor sport UK

RACE WITH RESPECT

**KMSC/SMRC Final fling meeting****Sorted on Laps****KMSC Modsports Race Championship****Knockhill 1.267 miles****Race 4 - 1st Race****05/10/2024 16:20****Race (15:00 and 1 Laps) started at 16:18:54**

Pos	No.	Name	Make/Model	CC	Class	Laps	Total Tm	Diff	Best Tm	In Lap	2nd Best
1	2	Andy FORREST	Radical SR1	1340	A	13	12:12.034		49.288	4	49.403
2	137	Andrew GALLAGHER	Mitsubishi Evo 8	2200	C	13	12:45.642	33.608	51.106	3	51.455
3	8	Gordon DUNCAN	Radical PR6	1340	B	13	12:49.483	37.449	51.645	3	51.717
4	10	Mark THOMSON	Radical SR8 RS	1500	A	13	12:50.848	38.814	52.446	8	52.456
5	155	Adam KINDNESS	Subaru Impreza	2350T	F	12	12:12.981	1 Lap	54.107	2	55.190
6	32	Shaun DAVIDSON	BMW Compact	3200	F	12	12:13.661	1 Lap	55.718	7	55.850
7	63	Graham ROBERTSON	BMW 135	3000	F	12	12:32.576	1 Lap	56.907	4	57.225
8	86	Adam MORRISON	Mini Cooper S	1998	G	12	12:34.032	1 Lap	56.899	4	57.162
9	19	Harvey GILLANDERS	Honda EP3	2400	F	12	12:50.337	1 Lap	57.727	6	57.747
10	333	Iain BLACKLEY	Ford Puma	1679T	F	12	12:51.468	1 Lap	58.504	4	58.629
11	85	David JOYCE	Renault Clio 182	1998	G	12	12:54.906	1 Lap	59.021	2	59.064
12	31	Natalie COWIE	Mini Cooper S R53	1600	G	12	12:56.702	1 Lap	59.370	7	59.438
13	14	Michael IMRIE	Renault Clio 197	1998	G	12	12:57.971	1 Lap	58.814	4	59.005
14	21	Louise STRACHAN	Mini Cooper S	1600	G	12	12:58.423	1 Lap	58.860	4	59.296
15	18	Richard SUTHERLAND	BMW 318i Compact	1895	J	11	12:14.859	2 Laps	1:02.452	9	1:02.749
16	55	Fiona KINDNESS	Mini Cooper	1600	J	11	12:47.963	2 Laps	1:03.681	2	1:03.793
Not classified											
DNF	79	Paul BRYDON	Solution F BMW M3	3500	A	10	9:14.933	DNF	52.307	6	52.308
DNF	90	William PATERSON	Radical PR6	1340	B	9	8:06.387	DNF	52.564	8	52.627
DNF	26	James STRACHAN	Ford Fiesta	1600	G	3	3:14.543	DNF	1:01.796	3	1:03.711

Announcements

New Track Record (54.107) for KMSC Modsports F by Adam KINDNESS.

New Track Record (56.899) for KMSC Modsports G by Adam MORRISON.

New Track Record (51.106) for KMSC Modsports C by Andrew GALLAGHER.

RED FLAG after Leader completed 13 Laps - Result declared

Margin of Victory	Avg. Speed	Best Lap Tm	Best Speed	Best Lap by
33.608	80.995	49.288	92.534	2 - Andy FORREST

Clerk of the Course**Orbits**

Sig : Time :

Chief Timekeeper : Ian Sharp (SMART Timing)

Results available at www.smart-timing.co.uk and www.speedhive.com

Printed: 05/10/2024 17:08:52





KMSC/SMRC Final fling meeting

Lapchart

KMSC Modsports Race Championship

Knockhill 1.267 miles

Race 4 - 1st Race

05/10/2024 16:20

Race (15:00 and 1 Laps) started at 16:18:54



Competitors	Laps												
	1	2	3	4	5	6	7	8	9	10	11	12	13
Andy FORREST (2)	1	2	2	2	2	2	2	2	2	2	2	2	2
Andrew GALLAGHER (137)	2	137	137	137	137	137	137	137	137	137	137	137	137
Gordon DUNCAN (8)	3	8	8	8	8	8	8	8	8	8	8	8	8
Paul BRYDON (79)	4	79	79	10	10	10	10	10	10	10	10	10	10
Adam KINDNESS (155)	5	155	10	90	90	90	90	90	90	90	79	155	155
Mark THOMSON (10)	6	10	155	155	79	79	79	79	79	79	155	32	32
William PATERSON (90)	7	90	90	79	155	155	155	155	155	155	32	63	63
Shaun DAVIDSON (32)	8	32	32	32	32	32	32	32	32	32	63	86	86
Graham ROBERTSON (63)	9	63	63	63	63	63	63	63	63	63	86	19	19
Adam MORRISON (86)	10	86	86	86	86	86	86	86	86	86	19	333	333
Iain BLACKLEY (333)	11	333	19	19	19	19	19	19	19	19	333	85	85
Harvey GILLANDERS (19)	12	19	333	333	333	333	333	333	333	333	85	31	31
Louise STRACHAN (21)	13	21	21	21	21	21	21	14	85	31	14	14	14
Michael IMRIE (14)	14	14	14	14	14	14	14	21	31	14	21	21	21
David JOYCE (85)	15	85	85	85	85	85	85	85	85	14	21	18	18
James STRACHAN (26)	16	26	31	31	31	31	31	31	31	21	18	55	55
Natalie COWIE (31)	17	31	26	26	18	18	18	18	18	18	18	55	55
Richard SUTHERLAND (18)	18	18	18	18	55	55	55	55	55	55	55	55	55
Fiona KINDNESS (55)	19	55	55	55	55	55	55	55	55	55	55	55	55

Clerk of the Course Orbits

Sig : Time :
 Chief Timekeeper : Ian Sharp (SMART Timing)
 Results available at www.smart-timing.co.uk and www.speedhive.com
 Printed: 05/10/2024 16:38:44







KMSC/SMRC Final fling meeting

KMSC Modsports Race Championship
Race 8 - 2nd Race - AMENDED GRID
Race (15:00 and 1 Laps)

Knockhill 1.267 miles

06/10/2024 10:25



1 x 1 Grid format / Car No.5 added to back of Grid

POLE POSITION

2	137 Andrew GALLAGHER
4	10 Mark THOMSON
6	32 Shaun DAVIDSON
8	86 Adam MORRISON
10	333 Iain BLACKLEY
12	31 Natalie COWIE
14	21 Louise STRACHAN
16	55 Fiona KINDNESS
18	90 William PATERSON
20	5 Lindsay McCRACKEN

1	2 Andy FORREST
3	8 Gordon DUNCAN
5	155 Adam KINDNESS
7	63 Graham ROBERTSON
9	19 Harvey GILLANDERS
11	85 David JOYCE
13	14 Michael IMRIE
15	18 Richard SUTHERLAND
17	79 Paul BRYDON
19	26 James STRACHAN

1
2
3
4
5
6
7
8
9
10

Clerk of the Course Orbits

Sig : Time :
Chief Timekeeper : Ian Sharp (SMART Timing)
Results available at www.smart-timing.co.uk and www.speedhive.com



KMSC/SMRC Final fling meeting
Sorted on Laps
Scottish Mini Cooper & Cooper S Cup
Knockhill 1.267 miles
Race 5 - 1st Race - AMENDED RESULT
05/10/2024 16:50
Race (15 Laps) started at 16:53:14

Pos	No.	Name	Make/Model	CC	Class	Laps	Total Tm	Diff	Best Tm	In Lap	2nd Best
1	77	Ashleigh MORRIS	Mini Cooper R53	1600S	Gue	15	19:15.393		59.697	8	59.979
2	21	Ross WILKINSON	Mini Cooper S	1600S	Gue	15	19:16.132	0.739	59.822	7	59.930
3	14	Rich FLETT	Mini Cooper R53	1600S	R53	15	19:16.261	0.868	59.568	14	59.775
4	70	Oly MORTIMER	Mini Cooper	1600	SM	15	19:43.186	27.793	1:01.969	7	1:02.028
5	18	Daniel PATTERSON	Mini Cooper	1600	SM	15	19:43.981	28.588	1:01.947	8	1:02.022
6	25	Chad LITTLE	Mini Cooper	1600	SM	15	19:44.894	29.501	1:01.910	7	1:02.016
7	22	Jason BALLANTYNE	Mini Cooper	1600	SM	15	19:50.738	35.345	1:02.235	7	1:02.372
8	53	Stuart McPHADEN	Mini Cooper	1600	SMN	15	19:51.926	36.533	1:02.586	8	1:02.607
9	91	Robbie DALGLEISH	Mini Cooper	1600	SM	15	19:59.350	43.957	1:02.726	7	1:03.160
10	333	Ewan ROBERTSON	Mini Cooper	1600	SM	15	19:59.861	44.468	1:03.104	14	1:03.245
11	88	Barry HOLMES	Mini Cooper	1600	SM	15	20:00.070	44.677	1:02.984	12	1:03.049
12	17	Chris COCKBURN	Mini Cooper	1600	Gue	15	20:13.318	57.925	1:03.796	15	1:04.044
13	80	Ross FOSTER	Mini Cooper	1600	SMN	15	20:13.781	58.388	1:03.990	15	1:04.139
14	5	Jonathan WILD	Mini Cooper	1600	SMN	15	20:15.618	1:00.225	1:03.726	14	1:03.756
15	164	Curtis PATERSON	Mini Cooper	1600	SMN	15	20:22.318	1:06.925	1:03.712	12	1:04.029
16	323	Trevor CALVIN	Mini Cooper	1600	Gue	14	19:29.713	1 Lap	1:06.002	8	1:06.260

Not classified

DNF	23	Ian MUNRO	Mini Cooper	1600	SM	14	18:50.311	DNF	1:02.437	8	1:02.570
DNF	52	Michael WILLIAMS	Mini Cooper	1600	SMN	1	1:37.289	DNF		0	
DNF	12	Jacob HEAP	Mini Cooper	1600	SMN			DNF		0	
DNF	7	Blair DRYBURGH	Mini Cooper	1600	SMN			DNF		0	
DNS	97	Jamie BLAKE	Mini Cooper R53	1600S	R53			DNS		0	
DQ	27	Martin WIJETUNGA	Mini Cooper	1600	SMN			DQ		0	

Announcements

Race distance increased to 15 Laps - 3 Laps completed behind the Safety Car

Car No.164 - Racetime includes 5 second time penalty - Exceeding track limits

AMENDED RESULT 11:13 06/10/24 - Car No.27 Disqualified - Causing a collision NCR Chp12 App7 Art8

Margin of Victory	Avg. Speed	Best Lap Tm	Best Speed	Best Lap by
0.739	59.212	59.568	76.565	14 - Rich FLETT

Clerk of the Course

Sig : _____ Time : _____
 Chief Timekeeper : Ian Sharp (SMART Timing)
 Results available at www.smart-timing.co.uk and www.speedhive.com

Printed: 06/10/2024 11:27:30


Orbits



KMSC/SMRC Final fling meeting

Scottish Mini Cooper & Cooper S Cup

Knockhill 1.267 miles

Race 5 - 1st Race - AMENDED RESULT

05/10/2024 16:50

Race (15 Laps) started at 16:53:14

Table with 7 columns: Lap, Time of Day, Lap Tm, S1, S2, S3, S2Spd, SFSpd. Rows 11-15.

Table with 7 columns: Lap, Time of Day, Lap Tm, S1, S2, S3, S2Spd, SFSpd. Rows (5) Jonathan WILD 1-15.

(333) Ewan ROBERTSON

Table with 7 columns: Lap, Time of Day, Lap Tm, S1, S2, S3, S2Spd, SFSpd. Rows 1-15.

(164) Curtis PATERSON

Table with 7 columns: Lap, Time of Day, Lap Tm, S1, S2, S3, S2Spd, SFSpd. Rows 1-15.

(88) Barry HOLMES

Table with 7 columns: Lap, Time of Day, Lap Tm, S1, S2, S3, S2Spd, SFSpd. Rows 1-15.

(323) Trevor CALVIN

Table with 7 columns: Lap, Time of Day, Lap Tm, S1, S2, S3, S2Spd, SFSpd. Rows 1-15.

(17) Chris COCKBURN

Table with 7 columns: Lap, Time of Day, Lap Tm, S1, S2, S3, S2Spd, SFSpd. Rows 1-15.

(23) Ian MUNRO

Table with 7 columns: Lap, Time of Day, Lap Tm, S1, S2, S3, S2Spd, SFSpd. Rows 1-15.

(80) Ross FOSTER

Table with 7 columns: Lap, Time of Day, Lap Tm, S1, S2, S3, S2Spd, SFSpd. Rows 1-15.

(52) Michael WILLIAMS

Table with 7 columns: Lap, Time of Day, Lap Tm, S1, S2, S3, S2Spd, SFSpd. Row 1.

Clerk of the Course

Orbits

Sig : Time :

Chief Timekeeper : Ian Sharp (SMART Timing)

Results available at www.smart-timing.co.uk and www.speedhive.com

Printed: 06/10/2024 11:18:39



KMSC/SMRC Final fling meeting
Lapchart
Scottish Mini Cooper & Cooper S Cup
Knockhill 1.267 miles
Race 5 - 1st Race
05/10/2024 16:50
Race (15 Laps) started at 16:53:14


Competitors	Laps														
	1	2	3	4	5	6	7	8	9	10	11	12	13	14	15
Ross WILKINSON (21)	1	21	21	21	21	21	21	21	21	77	77	77	77	77	77
Ashleigh MORRIS (77)	2	77	77	77	77	77	77	77	77	21	21	21	21	21	21
Rich FLETT (14)	3	14	14	14	14	14	14	14	14	14	14	14	14	14	14
Oly MORTIMER (70)	4	70	70	70	70	70	70	70	70	70	70	70	70	70	70
Daniel PATTERSON (18)	5	18	18	18	18	18	18	18	18	18	18	18	18	18	18
Chad LITTLE (25)	6	25	25	25	25	25	25	25	25	25	25	25	25	25	25
Jason BALLANTYNE (22)	7	22	22	22	22	22	22	22	22	22	22	22	22	22	22
Ian MUNRO (23)	8	23	23	23	23	23	23	23	23	23	23	23	23	53	53
Stuart McPHADEN (53)	9	53	53	53	53	53	53	53	53	53	53	53	53	23	91
Ewan ROBERTSON (333)	10	333	333	333	333	333	333	333	333	91	91	91	91	91	333
Barry HOLMES (88)	11	88	88	88	88	88	91	91	91	333	333	333	333	333	88
Robbie DALGLEISH (91)	12	91	91	91	91	91	88	88	88	88	88	88	88	88	17
Ross FOSTER (80)	13	80	80	80	80	80	80	80	80	17	17	17	17	17	80
Chris COCKBURN (17)	14	17	17	17	17	17	17	17	17	80	80	80	80	80	5
Trevor CALVIN (323)	15	323	323	323	323	323	5	164	164	164	5	5	5	5	164
Jonathan WILD (5)	16	5	5	5	5	164	164	5	5	5	164	164	164	164	164
Curtis PATERSON (164)	17	164	164	164	164	5	323	323	323	323	323	323	323	323	323
Michael WILLIAMS (52)	18	52													
-	19														
-	20														
-	21														
-	22														

Clerk of the Course
Orbits

Sig : **Time :**
Chief Timekeeper : Ian Sharp (SMART Timing)
Results available at www.smart-timing.co.uk and www.speedhive.com
Printed: 05/10/2024 17:18:32



KMSC/SMRC Final fling meeting

Scottish Mini Cooper & Cooper S Cup Race 11 - 2nd Race - AMENDED GRID Race (12 Laps)	Knockhill 1.267 miles 06/10/2024 11:35
--	---



AMENDED GRID - Car No.27 moved to back of Grid

POLE POSITION

<p>2</p> <div style="border: 1px solid black; padding: 5px; margin-bottom: 10px;">21 Ross WILKINSON</div> <p>4</p> <div style="border: 1px solid black; padding: 5px; margin-bottom: 10px;">97 Jamie BLAKE</div> <p>6</p> <p>8</p> <p>10</p> <p>12</p> <div style="border: 1px solid black; padding: 5px; margin-bottom: 10px;">18 Daniel PATTERSON</div> <p>14</p> <div style="border: 1px solid black; padding: 5px; margin-bottom: 10px;">22 Jason BALLANTYNE</div> <p>16</p> <div style="border: 1px solid black; padding: 5px; margin-bottom: 10px;">91 Robbie DALGLEISH</div> <p>18</p> <div style="border: 1px solid black; padding: 5px; margin-bottom: 10px;">88 Barry HOLMES</div> <p>20</p> <div style="border: 1px solid black; padding: 5px;">80 Ross FOSTER</div>		<p>1</p> <div style="border: 1px solid black; padding: 5px; margin-bottom: 10px;">77 Ashleigh MORRIS</div> <p>3</p> <div style="border: 1px solid black; padding: 5px; margin-bottom: 10px;">14 Rich FLETT</div> <p>5</p> <p>7</p> <p>9</p> <p>11</p> <div style="border: 1px solid black; padding: 5px; margin-bottom: 10px;">70 Oly MORTIMER</div> <p>13</p> <div style="border: 1px solid black; padding: 5px; margin-bottom: 10px;">25 Chad LITTLE</div> <p>15</p> <div style="border: 1px solid black; padding: 5px; margin-bottom: 10px;">53 Stuart McPHADEN</div> <p>17</p> <div style="border: 1px solid black; padding: 5px; margin-bottom: 10px;">333 Ewan ROBERTSON</div> <p>19</p> <div style="border: 1px solid black; padding: 5px;">17 Chris COCKBURN</div>	<p>1</p> <p>2</p> <p>3</p> <p>4</p> <p>5</p> <p>6</p> <p>7</p> <p>8</p> <p>9</p> <p>10</p>
---	--	--	--

KMSC/SMRC Final fling meeting

Scottish Mini Cooper & Cooper S Cup

Knockhill 1.267 miles

Race 11 - 2nd Race - AMENDED GRID

06/10/2024 11:35

Race (12 Laps)

22

164 Curtis PATERSON

21

5 Jonathan WILD

11**24**

23 Ian MUNRO

23

323 Trevor CALVIN

12**26**

12 Jacob HEAP

25

52 Michael WILLIAMS

13**28**

27 Martin WIJETUNGA

27

7 Blair DRYBURGH

14

Clerk of the Course

Orbits

Sig : Time :

Chief Timekeeper : Ian Sharp (SMART Timing)

Results available at www.smart-timing.co.uk and www.speedhive.com

Printed: 06/10/2024 11:17:36

motor
sport
UK**RACE
WITH
RESPECT**

**KMSC/SMRC Final fling meeting****Sorted on Laps**

Scottish Legends Cars Championship

Knockhill 1.267 miles

Race 6 - Final 1 - AMENDED RESULT

05/10/2024 17:10

Race (10 Laps) started at 17:28:22

Pos	No.	Name	Make/Model	CC	Class	Laps	Total Tm	Diff	Best Tm	In Lap	2nd Best
1	71	Ryan McLEISH	Legend Coupe	1250	L	10	9:55.624		58.835	4	58.844
2	24	Matthew PAPE	Legend Coupe	1250	L	10	10:00.858	5.234	58.404	7	58.689
3	27	Grant HUNTER	Legend Coupe	890	L R	10	10:07.158	11.534	59.079	5	59.367
4	9	Colin ATKINSON	Legend Coupe	899	L	10	10:07.203	11.579	59.206	4	59.364
5	282	Grant DAVISON	Legend Coupe	890	L	10	10:13.126	17.502	59.164	3	59.280
6	28	David ALLAN	Legend Coupe	890	L	10	10:13.529	17.905	59.736	10	59.750
7	95	Maxim POPELYUSHKO	Legend Coupe	850	L	10	10:13.858	18.234	59.360	10	59.555
8	14	Daniel CLARK	Legend Coupe	890	L	10	10:19.379	23.755	59.021	8	59.039
9	51	Murray SCOTT	Legend Coupe	1250	Gue	10	10:20.473	24.849	59.745	8	59.953
10	17	Billy WAIT	Legend Coupe	1250	L	10	10:27.252	31.628	1:00.150	6	1:00.761
11	333	Bill READ	Legend Coupe	890	L	10	10:27.433	31.809	1:00.611	10	1:00.904
12	53	Stuart ROBERTSON	Legend Coupe	850	L	10	10:30.417	34.793	1:01.670	8	1:01.882
13	15	Elby CLARK	Legend Coupe	890	L	10	10:30.670	35.046	1:00.618	6	1:01.496
14	127	Phil ROWLANDS	Legend Coupe	1250	L R	10	10:31.165	35.541	1:00.950	6	1:01.265
15	86	Jon CRITCHLOW	Legend Sedan	1250	L	10	10:31.235	35.611	1:00.031	8	1:00.076
16	5	Christopher WALLACE	Legend Coupe	1250	L R	10	10:31.512	35.888	1:01.406	5	1:01.857
17	55	Stuart McANDREW	Legend Coupe	1250	L	10	10:31.919	36.295	1:00.196	7	1:00.228
18	30	Mark FRENCH	Legend Coupe	1250	L	10	10:32.012	36.388	1:01.463	7	1:01.540
19	733	Keith ATKINSON	Legend Coupe	1250	Gue	10	10:36.876	41.252	1:01.785	6	1:01.831
20	8	Ben MASON	Legend Coupe	1250	L T	10	11:02.149	1:06.525	58.443	4	58.495

Not classified

DNF	52	Stewart BLACK	Legend Coupe	1250	L	8	8:16.577	DNF	58.336	6	58.456
DNF	21	Mark MULHOLLAND	Legend Coupe	1250	L R	4	4:36.166	DNF	1:02.691	2	1:03.040
DNS	6	Gary ATKINSON	Legend Sedan-Van	899	L R			DNS		0	
DNS	77	Michael WEDDELL	Legend Coupe	1250	L R			DNS		0	
DQ	85	Mark BEATY	Legend Coupe	1250	L	10	10:00.198	DQ	58.633	9	58.649

Announcements

AMENDED RESULT 09:14 06/10/24 - Car No.85 Disqualified - Technical infringement

Margin of Victory	Avg. Speed	Best Lap Tm	Best Speed	Best Lap by
5.234	76.572	58.336	78.182	52 - Stewart BLACK

Clerk of the Course**Orbits**

Sig : Time :
 Chief Timekeeper : Ian Sharp (SMART Timing)
 Results available at www.smart-timing.co.uk and www.speedhive.com





KMSC/SMRC Final fling meeting

Lapchart

Scottish Legends Cars Championship

Knockhill 1.267 miles

Race 6 - Final 1

05/10/2024 17:10

Race (10 Laps) started at 17:28:22

Competitors	Laps										
	0	1	2	3	4	5	6	7	8	9	10
Ryan McLEISH (71)	1	71	71	71	71	71	71	71	71	71	71
Phil ROWLANDS (127)	2	127	127	85	85	85	85	85	85	85	85
Stuart ROBERTSON (53)	3	53	9	9	9	9	24	24	24	24	24
Mark MULHOLLAND (21)	4	21	85	282	282	24	9	9	8	9	27
Colin ATKINSON (9)	5	9	15	127	24	282	282	8	52	27	9
Bill READ (333)	6	333	53	24	27	27	27	52	9	28	282
Elby CLARK (15)	7	15	27	27	8	8	8	27	27	282	28
Mark BEATY (85)	8	85	282	15	127	52	52	28	282	95	95
Christopher WALLACE (5)	9	5	5	53	52	28	28	282	28	52	14
Stuart McANDREW (55)	10	55	24	8	28	95	95	95	95	8	51
Grant HUNTER (27)	11	27	333	52	95	53	53	51	51	51	17
Maxim POPELYUSHKO (95)	12	95	28	28	53	51	333	53	14	14	333
Grant DAVISON (282)	13	282	95	95	333	333	51	333	333	333	53
David ALLAN (28)	14	28	52	333	51	86	5	17	17	17	15
Matthew PAPE (24)	15	24	8	55	86	55	17	14	53	53	5
Ben MASON (8)	16	8	55	86	55	5	30	5	15	15	127
Daniel CLARK (14)	17	14	86	51	5	17	14	15	5	30	86
Stewart BLACK (52)	18	52	51	17	17	30	15	30	30	5	30
Billy WAIT (17)	19	17	17	5	30	127	127	127	127	127	55
Keith ATKINSON (733)	20	733	30	30	15	15	733	733	733	86	733
Murray SCOTT (51)	21	51	21	21	21	733	86	86	86	733	8
Mark FRENCH (30)	22	30	733	733	733	14	55	55	55	55	
Jon CRITCHLOW (86)	23	86	14	14	14	21					
-	24										
-	25										

Clerk of the Course

Orbits

Sig : Time :
 Chief Timekeeper : Ian Sharp (SMART Timing)
 Results available at www.smart-timing.co.uk and www.speedhive.com
 Printed: 05/10/2024 17:42:51



**KMSC/SMRC Final fling meeting****Sorted on best lap time**

Scottish Legends Cars Championship

Knockhill 1.267 miles

Familiarisation - Q5

06/10/2024 08:45

Practice (10:00 Time) started at 8:45:08

Pos	No.	Name	Make/Model	CC	Class	Laps	Best Tm	Diff	Best Speed	2nd Best
1	8	Ben MASON	Legend Coupe	1250	L T	7	1:05.807		69.306	1:05.886
2	71	Ryan McLEISH	Legend Coupe	1250	L	9	1:05.884	0.077	69.225	1:06.443
3	85	Mark BEATY	Legend Coupe	1250	L	9	1:06.047	0.240	69.054	1:06.134
4	95	Maxim POPELYUSHKO	Legend Coupe	850	L	9	1:06.577	0.770	68.505	1:06.713
5	24	Matthew PAPE	Legend Coupe	1250	L	9	1:06.656	0.849	68.424	1:06.682
6	52	Stewart BLACK	Legend Coupe	1250	L	9	1:06.706	0.899	68.372	1:06.830
7	27	Grant HUNTER	Legend Coupe	890	L R	9	1:06.748	0.941	68.329	1:07.381
8	9	Colin ATKINSON	Legend Coupe	899	L	9	1:06.951	1.144	68.122	1:07.157
9	17	Billy WAIT	Legend Coupe	1250	L	8	1:07.101	1.294	67.970	1:07.507
10	28	David ALLAN	Legend Coupe	890	L	9	1:07.409	1.602	67.659	1:07.441
11	77	Michael WEDDELL	Legend Coupe	1250	L R	5	1:07.950	2.143	67.121	1:08.654
12	86	Jon CRITCHLOW	Legend Sedan	1250	L	6	1:08.168	2.361	66.906	1:08.906
13	282	Grant DAVISON	Legend Coupe	890	L	9	1:08.260	2.453	66.816	1:08.272
14	55	Stuart McANDREW	Legend Coupe	1250	L	9	1:08.439	2.632	66.641	1:08.633
15	14	Daniel CLARK	Legend Coupe	890	L	4	1:08.600	2.793	66.485	1:09.489
16	5	Christopher WALLACE	Legend Coupe	1250	L R	9	1:08.870	3.063	66.224	1:09.178
17	6	Gary ATKINSON	Legend Sedan-Van	899	L R	9	1:09.156	3.349	65.950	1:09.747
18	21	Mark MULHOLLAND	Legend Coupe	1250	L R	5	1:09.404	3.597	65.714	1:11.035
19	127	Phil ROWLANDS	Legend Coupe	1250	L R	4	1:09.685	3.878	65.449	1:10.811
20	333	Bill READ	Legend Coupe	890	L	9	1:10.503	4.696	64.690	1:11.040
21	733	Keith ATKINSON	Legend Coupe	1250	Gue	8	1:12.657	6.850	62.772	1:13.532
22	53	Stuart ROBERTSON	Legend Coupe	850	L	5	1:12.822	7.015	62.630	1:13.142
23	15	Elby CLARK	Legend Coupe	890	L	5	1:13.532	7.725	62.025	1:15.749

Clerk of the Course

Orbits

Sig : Time :

Chief Timekeeper : Ian Sharp (SMART Timing)

Results available at www.smart-timing.co.uk and www.speedhive.com

Printed: 06/10/2024 08:57:33

**RACE
WITH
RESPECT**

KMSC/SMRC Final fling meeting

Scottish Legends Cars Championship

Knockhill 1.267 miles

Familiarisation - Q5

06/10/2024 08:45

Practice (10:00 Time) started at 8:45:08

Lap	Time of Day	Lap Tm	S1	S2	S3	S2Spd	SFSpd	Lap	Time of Day	Lap Tm	S1	S2	S3	S2Spd	SFSpd
3	8:48:52.326	1:08.600	22.265	26.652	19.683	96.7	88.6								
4	8:50:07.198	1:14.872	22.461	26.549	25.862	95.1	26.6								

(5) Christopher WALLACE

1	8:46:35.199			30.779	24.825	76.3	77.5
2	8:47:50.002	1:14.803	24.334	27.968	22.501	88.2	75.8
3	8:49:03.045	1:13.043	24.532	27.332	21.179	88.4	80.8
4	8:50:14.850	1:11.805	23.342	27.304	21.159	86.6	82.1
5	8:51:26.337	1:11.487	23.271	27.192	21.024	88.3	81.2
6	8:52:39.793	1:13.456	23.025	29.488	20.943	88.0	82.0
7	8:53:49.964	1:10.171	22.647	26.747	20.777	88.4	82.2
8	8:54:58.834	1:08.870	22.520	26.285	20.065	93.1	84.1
9	8:56:08.012	1:09.178	22.438	26.687	20.053	90.6	81.1

(6) Gary ATKINSON

1	8:46:46.820			29.562	22.454	86.3	84.6
2	8:48:01.857	1:15.037	23.349	28.478	23.210	90.0	82.1
3	8:49:15.539	1:13.682	24.499	28.697	20.486	92.8	84.3
4	8:50:25.941	1:10.402	22.788	27.141	20.473	92.9	85.6
5	8:51:35.097	1:09.156	22.360	26.757	20.039	93.5	85.2
6	8:52:46.037	1:10.940	22.877	27.764	20.299	91.2	85.2
7	8:53:55.840	1:09.803	22.536	27.192	20.075	92.2	85.3
8	8:55:05.587	1:09.747	22.437	26.848	20.462	91.9	86.0
9	8:56:16.607	1:11.020	23.335	27.483	20.202	91.4	85.2

(21) Mark MULHOLLAND

1	8:46:47.554			28.594	22.275	80.4	85.6
2	8:47:59.651	1:12.097	23.776	27.753	20.568	93.5	87.4
3	8:49:10.686	1:11.035	24.041	27.362	19.632	92.8	87.3
4	8:50:20.090	1:09.404	22.559	26.828	20.017	93.7	85.3
5	8:51:37.290	1:17.200	25.823	27.557	23.820	92.1	37.5

(127) Phil ROWLANDS

1	8:46:35.252			28.635	21.042		83.0
2	8:47:46.063	1:10.811	23.170	27.173	20.468	92.8	82.3
3	8:48:55.748	1:09.685	22.818	26.832	20.035	90.9	82.6
4	8:50:11.311	1:15.563	22.668	26.363	26.532		25.4

(333) Bill READ

1	8:46:31.905			30.702	22.305	85.4	84.6
2	8:47:46.907	1:15.002	24.327	29.189	21.486	90.8	85.2
3	8:49:00.201	1:13.294	24.423	27.954	20.917	92.2	87.6
4	8:50:12.513	1:12.312	23.526	28.041	20.745	89.0	86.1
5	8:51:27.184	1:14.671	24.435	28.171	22.065	91.3	81.5
6	8:52:41.390	1:14.206	23.855	29.729	20.622	89.7	86.6
7	8:53:52.585	1:11.195	23.147	27.530	20.518	92.8	86.6
8	8:55:03.625	1:11.040	23.032	27.634	20.374	92.7	86.9
9	8:56:14.128	1:10.503	23.358	27.296	19.849	93.9	86.9

(733) Keith ATKINSON

1	8:46:40.383			32.668	24.889	75.8	83.3
2	8:47:58.734	1:18.351	26.480	29.960	21.911	91.7	87.6
3	8:49:17.186	1:18.452	26.384	30.612	21.456	91.3	85.6
4	8:50:31.301	1:14.115	24.419	28.240	21.456	92.2	86.1
5	8:51:44.833	1:13.532	23.899	28.344	21.289	92.2	86.3
6	8:52:57.490	1:12.657	23.675	27.752	21.230	92.6	86.1
7	8:54:12.026	1:14.536	23.251	28.149	23.136	91.7	68.5
8	8:55:49.975	1:37.949	29.769	37.190	30.990	68.8	27.3

(53) Stuart ROBERTSON

1	8:46:58.720			29.974	23.270	82.2	83.0
2	8:48:14.571	1:15.851	25.379	29.364	21.108	90.4	85.6
3	8:49:27.713	1:13.142	24.419	28.354	20.369	91.6	86.8
4	8:50:40.535	1:12.822	24.351	27.792	20.679	91.8	86.8
5	8:51:58.748	1:18.213	23.618	28.146	26.449	91.1	23.3

(15) Elby CLARK

1	8:46:43.216			31.513	22.678	84.0	78.9
2	8:48:00.503	1:17.287	25.383	28.943	22.961	90.0	74.6
3	8:49:16.252	1:15.749	25.522	28.929	21.298	87.8	82.2
4	8:50:29.784	1:18.532	23.616	27.926	21.990	87.6	81.4
5	8:51:54.362	1:24.578	24.373	29.757	30.448	76.6	24.8

Clerk of the Course

Orbits

Sig : Time :
 Chief Timekeeper : Ian Sharp (SMART Timing)
 Results available at www.smart-timing.co.uk and www.speedhive.com





Bulletin No. _____

KMSC/SMRC Final fling meeting**Sorted on best lap time****Scottish Classic Sports & Saloon Championship****Knockhill 1.267 miles****Qualifying 6****06/10/2024 09:00****Practice (12:00 Time) started at 8:59:18**

Pos	No.	Name	Make/Model	CC	Class	Laps	Best Tm	Diff	Best Speed	2nd Best
1	78	Andrew GRAHAM	Triumph TR8	3500	CE	9	1:02.790		72.636	1:03.252
2	1	Alastair BAPTIE	MGB GT V8	3500	CE	10	1:05.375	2.585	69.764	1:07.186
3	21	Jimmy CROW	Scimitar Coupe GT	3000	CG	11	1:07.005	4.215	68.067	1:07.058
4	91	Craig HOUSTON	Lotus Excel	2174	CB	10	1:07.048	4.258	68.024	1:07.444
5	62	Andrew KINMOND	TVR Vixen	2500	CB	10	1:08.295	5.505	66.781	1:08.352
6	11	Iain MITCHELL	Vauxhall Nova	1300	CA	10	1:08.544	5.754	66.539	1:08.990
7	27	Mario FERRARI	Ferrari 308 GTB/C		CD	10	1:08.831	6.041	66.261	1:10.689
8	311	Stephen SADLER	Peugeot 205 GTi	1600	CI	10	1:08.929	6.139	66.167	1:09.036
9	63	John KINMOND	Austin Mini	998	CA	10	1:08.971	6.181	66.127	1:09.448
10	71	Paul BOWERS	Fiat 128	1300	CA	10	1:12.065	9.275	63.288	1:12.634
11	69	Niki DICKSON	Lotus Cortina Mk1	1600	CB	8	1:12.152	9.362	63.212	1:12.443
12	40	Ian MORTON	Austin A40 Farina	1360	CA	9	1:14.846	12.056	60.936	1:15.648
13	23	Sonny GRAY	Ford Fiesta XR2	1600	XR	9	1:15.698	12.908	60.250	1:18.096
14	67	Richard COOPER	Ginetta G15	1600	CA	9	1:16.705	13.915	59.459	1:17.420
15	143	Neil MacKAY	Morris Mini	1300	CI	8	1:19.759	16.969	57.183	1:19.782

Clerk of the Course

Orbits

Sig : Time :
 Chief Timekeeper : Ian Sharp (SMART Timing)
 Results available at www.smart-timing.co.uk and www.speedhive.com

Printed: 06/10/2024 09:13:50

motor
sport
UK**RACE
WITH
RESPECT**



Bulletin No. _____

KMSC/SMRC Final fling meeting

Scottish Classic Sports & Saloon Championship

Knockhill 1.267 miles

Qualifying 6

06/10/2024 09:00

Practice (12:00 Time) started at 8:59:18

Lap	Time of Day	Lap Tm	S1	S2	S3	S2Spd	SFSpd	Lap	Time of Day	Lap Tm	S1	S2	S3	S2Spd	SFSpd
6	9:08:14.174	1:19.769	24.995				69.0								
7	9:09:33.459	1:19.285	25.586				70.7								
8	9:10:54.850	1:21.391	28.099				71.6								
9	9:12:14.372	1:19.522	25.597				70.0								

(67) Richard COOPER

1	9:01:11.107			33.138	24.142	68.1	62.9
2	9:02:30.346	1:19.239	26.427	30.162	22.650	75.0	68.2
3	9:03:49.560	1:19.214	26.041	30.731	22.442	75.1	68.5
4	9:05:08.603	1:19.043	25.526	30.807	22.710	75.5	67.4
5	9:06:26.023	1:17.420	25.894	29.611	21.915	77.0	69.3
6	9:08:07.666	1:41.643	25.502	52.939	23.202	67.9	67.2
7	9:09:28.202	1:20.536	26.906	30.322	23.308	74.2	64.6
8	9:10:46.983	1:18.781	26.715	29.879	22.187	75.5	69.0
9	9:12:03.688	1:16.705	25.653	29.125	21.927	77.2	68.1

(143) Neil MacKAY

1	9:01:43.166						65.3
2	9:03:24.261	1:41.095	31.382				23.1
3	9:05:28.176	2:03.915	1:07.626	32.189	24.100		70.7
4	9:06:51.131	1:22.955	28.429				72.7
5	9:08:12.361	1:21.230	27.189				73.6
6	9:09:32.120	1:19.759	26.797				70.9
7	9:10:53.572	1:21.452	28.142	31.272	22.038		74.5
8	9:12:13.354	1:19.782	26.073	30.262	23.447		74.2

Clerk of the Course

Orbits

Sig : Time :

Chief Timekeeper : Ian Sharp (SMART Timing)

Results available at www.smart-timing.co.uk and www.speedhive.com

Printed: 06/10/2024 09:15:53



motor sport UK





Bulletin No. _____

KMSC/SMRC Final fling meeting

Scottish Classic Sports & Saloon Championship

Knockhill 1.267 miles

Race 10 - 1st Race

06/10/2024 11:10

Race (12 Laps)

POLE POSITION

2

1 Alastair BAPTIE
1:05.375

1

78 Andrew GRAHAM
1:02.790

1

4

91 Craig HOUSTON
1:07.048

3

21 Jimmy CROW
1:07.005

2

6

11 Iain MITCHELL
1:08.544

5

62 Andrew KINMOND
1:08.295

3

8

311 Stephen SADLER
1:08.929

7

27 Mario FERRARI
1:08.831

4

10

71 Paul BOWERS
1:12.065

9

63 John KINMOND
1:08.971

5

12

40 Ian MORTON
1:14.846

11

69 Niki DICKSON
1:12.152

6

14

67 Richard COOPER
1:16.705

13

23 Sonny GRAY
1:15.698

7

15

143 Neil MacKAY
1:19.759

8

Clerk of the Course

Orbits

Sig : Time :

Chief Timekeeper : Ian Sharp (SMART Timing)

Results available at www.smart-timing.co.uk and www.speedhive.com



motor
sport
UK

**RACE
WITH
RESPECT**



Bulletin No. _____

KMSC/SMRC Final fling meeting**Sorted on best lap time**

Scottish Fiesta ST Cup

Knockhill 1.267 miles

Qualifying 7

06/10/2024 09:20

Practice (12:00 Time) started at 9:16:55

Pos	No.	Name	Make/Model	CC	Class	Laps	Best Tm	Diff	Best Speed	2nd Best
1	147	Gerry HENDRY	Ford Fiesta ST	2000	ST	11	1:06.822		68.254	1:06.832
2	83	Sophie KINGHORN	Ford Fiesta ST	2000	STCN	11	1:07.088	0.266	67.983	1:07.171
3	5	Lorn MURRAY	Ford Fiesta ST	2000	STC	11	1:07.264	0.442	67.805	1:07.847
4	21	Kieren PREEDY	Ford Fiesta ST	2000	ST	11	1:07.266	0.444	67.803	1:07.433
5	68	Arran WARD	Ford Fiesta ST	2000	ST	11	1:07.431	0.609	67.637	1:07.739
6	31	Broddy ORR	Ford Fiesta ST	2000	ST	10	1:07.519	0.697	67.549	1:07.531
7	99	James DICKIE	Ford Fiesta ST	2000	STN	11	1:07.841	1.019	67.228	1:08.065
8	35	Andrew MACKIE	Ford Fiesta ST	2000	ST	11	1:08.159	1.337	66.915	1:08.193
9	3	Stewart SCOTT	Ford Fiesta ST	2000	ST	10	1:08.854	2.032	66.239	1:09.109
10	58	Kenneth LEES	Ford Fiesta ST	2000	STCN	10	1:09.450	2.628	65.671	1:09.698
11	30	Michael GORDON	Ford Fiesta ST	2000	STN	10	1:09.858	3.036	65.287	1:09.865
12	17	Angus ROSS	Ford Fiesta ST	2000	STN	10	1:10.154	3.332	65.012	1:10.155
13	79	Calum BRUCE	Ford Fiesta ST	2000	STN	10	1:10.445	3.623	64.743	1:10.645
14	7	Stuart MURRAY	Ford Fiesta ST	2000	STC	10	1:10.812	3.990	64.408	1:10.970

Clerk of the Course

Orbits

Sig : Time :
 Chief Timekeeper : Ian Sharp (SMART Timing)
 Results available at www.smart-timing.co.uk and www.speedhive.com

Printed: 06/10/2024 09:31:52

motor
sport
UK**RACE
WITH
RESPECT**



KMSC/SMRC Final fling meeting

Scottish Fiesta ST Cup

Knockhill 1.267 miles

Qualifying 7

06/10/2024 09:20

Practice (12:00 Time) started at 9:16:55

Lap	Time of Day	Lap Tm	S1	S2	S3	S2Spd	SFSpd	Lap	Time of Day	Lap Tm	S1	S2	S3	S2Spd	SFSpd
8	9:26:41.990	1:17.057	23.043	32.095	21.919	81.2	77.9								
9	9:27:52.519	1:10.529	22.582	27.147	20.800	84.6	77.7								
10	9:29:02.673	1:10.154	22.508	26.861	20.785	86.8	77.9								

(79) Calum BRUCE

1	9:18:35.374			30.356	22.634	81.6	73.1
2	9:19:48.873	1:13.499	24.577	27.850	21.072	84.5	74.2
3	9:21:00.969	1:12.096	23.814	27.097	21.185	85.6	77.2
4	9:22:11.812	1:10.843	23.118	27.026	20.699	85.3	77.6
5	9:23:24.604	1:12.792	23.933	28.045	20.814	86.0	78.0
6	9:24:35.779	1:11.175	23.198	27.133	20.844	85.6	77.9
7	9:25:46.224	1:10.445	22.967	26.937	20.541	84.7	77.5
8	9:26:58.259	1:12.035	23.168	26.946	21.921	85.6	66.2
9	9:28:09.583	1:11.324	24.154	26.907	20.263	86.5	77.3
10	9:29:20.228	1:10.645	23.246	26.847	20.552	86.0	77.9

(7) Stuart MURRAY

1	9:18:23.357			32.701	24.123	57.3	77.3
2	9:19:36.673	1:13.316	24.884	27.624	20.808	85.4	77.9
3	9:20:48.092	1:11.419	23.118	27.327	20.974	86.1	77.6
4	9:21:59.062	1:10.970	23.357	27.055	20.558	85.6	77.7
5	9:23:11.583	1:12.521	23.537	27.969	21.015	85.8	77.6
6	9:24:22.395	1:10.812	23.078	27.019	20.715	86.0	77.7
7	9:25:34.495	1:12.100	23.519	27.362	21.219	85.4	77.0
8	9:26:46.760	1:12.265	23.784	27.618	20.863	85.4	77.9
9	9:27:58.423	1:11.663	23.524	27.106	21.033	85.3	77.4
10	9:29:09.734	1:11.311	23.308	27.168	20.835	86.3	77.6

Clerk of the Course

Orbits

Sig : Time :
 Chief Timekeeper : Ian Sharp (SMART Timing)
 Results available at www.smart-timing.co.uk and www.speedhive.com



motor sport UK

RACE WITH RESPECT



Bulletin No. _____

KMSC/SMRC Final fling meeting

Scottish Fiesta ST Cup

Knockhill 1.267 miles

Race 12 - 1st Race

06/10/2024 12:00

Race (12 Laps)

POLE POSITION

2
 83 Sophie KINGHORN
 1:07.088

1
 147 Gerry HENDRY
 1:06.822

1

4
 21 Kieren PREEDY
 1:07.266

3
 5 Lorn MURRAY
 1:07.264

2

6
 31 Broddy ORR
 1:07.519

5
 68 Arran WARD
 1:07.431

3

8
 35 Andrew MACKIE
 1:08.159

7
 99 James DICKIE
 1:07.841

4

10
 58 Kenneth LEES
 1:09.450

9
 3 Stewart SCOTT
 1:08.854

5

12
 17 Angus ROSS
 1:10.154

11
 30 Michael GORDON
 1:09.858

6

14
 7 Stuart MURRAY
 1:10.812

13
 79 Calum BRUCE
 1:10.445

7

15
 61 Peter CRUICKSHANK

8

Clerk of the Course

Orbits

Sig : Time :
 Chief Timekeeper : Ian Sharp (SMART Timing)
 Results available at www.smart-timing.co.uk and www.speedhive.com



motor sport UK

RACE WITH RESPECT



Bulletin No. _____

KMSC/SMRC Final fling meeting**Sorted on best lap time**

Scottish C1 Cup

Knockhill 1.267 miles

Qualifying 8

06/10/2024 09:40

Practice (12:00 Time) started at 9:32:41

Pos	No.	Name	Make/Model	CC	Class	Laps	Best Tm	Diff	Best Speed	2nd Best
1	51	Murray SCOTT	Citroen C1	1000	C1N	10	1:13.719		61.868	1:13.778
2	117	Marc NISBET	Citroen C1	1000	C1	10	1:13.988	0.269	61.643	1:14.723
3	24	Ayden WILSON	Citroen C1	1000	C1	10	1:14.357	0.638	61.337	1:14.785
4	18	Gregor McPHADEN	Citroen C1	1000	C1N	10	1:14.656	0.937	61.091	1:14.733
5	99	Dan MARTIN	Citroen C1	1000	C1	10	1:14.859	1.140	60.926	1:15.069
6	77	James McCRACKEN	Citroen C1	1000	C1	10	1:15.039	1.320	60.780	1:15.084
7	89	Ross DUNN	Citroen C1	1000	Gue	10	1:15.042	1.323	60.777	1:15.150
8	27	James HITCHEN	Citroen C1	1000	C1	10	1:15.060	1.341	60.763	1:15.060
9	6	Kenneth DOCK	Citroen C1	1000	C1	10	1:15.659	1.940	60.282	1:16.499
10	987	Rob CHALMERS	Citroen C1	1000	Gue	10	1:16.362	2.643	59.727	1:16.487
11	54	Brayley SHORE	Citroen C1	1000	C1N	9	1:16.467	2.748	59.645	1:17.127
12	70	Andrew DAVIDSON	Citroen C1	1000	C1	9	1:16.680	2.961	59.479	1:16.761
13	529	Sam MILNE	Citroen C1	1000	Gue	9	1:17.412	3.693	58.916	1:17.573
14	7	Martin TRACEY	Citroen C1	1000	Gue	9	1:17.878	4.159	58.564	1:18.100
15	61	Ian COCHRANE	Citroen C1	1000	C1	9	1:18.603	4.884	58.024	1:18.788

Clerk of the Course

Orbits

Sig : Time :

Chief Timekeeper : Ian Sharp (SMART Timing)

Results available at www.smart-timing.co.uk and www.speedhive.com

Printed: 06/10/2024 09:47:27

motor
sport
UK**RACE
WITH
RESPECT**



KMSC/SMRC Final fling meeting

Scottish C1 Cup

Knockhill 1.267 miles

Qualifying 8

06/10/2024 09:40

Practice (12:00 Time) started at 9:32:41

Lap	Time of Day	Lap Tm	S1	S2	S3	S2Spd	SFSpd
(51) Murray SCOTT							
1	9:34:02.346			29.216	23.446	68.3	61.9
2	9:35:17.584	1:15.238	24.378	27.890	22.970	71.6	62.7
3	9:36:32.009	1:14.425	23.959	27.694	22.772	71.9	62.7
4	9:37:46.131	1:14.122	23.972	27.546	22.604	72.2	63.4
5	9:39:01.756	1:15.625	23.767	28.140	23.718	72.0	63.6
6	9:40:15.475	1:13.719	23.678	27.451	22.590	72.4	63.2
7	9:41:29.253	1:13.778	23.731	27.679	22.368	72.9	64.0
8	9:42:51.090	1:21.837	23.670	29.609	28.558	50.6	63.5
9	9:44:07.894	1:16.804	25.292	27.830	23.682	70.2	62.8
10	9:45:26.593	1:18.699	23.724	27.993	26.982	71.8	22.7

Lap	Time of Day	Lap Tm	S1	S2	S3	S2Spd	SFSpd
(117) Marc NISBET							
1	9:34:14.445			30.518	24.626	70.3	59.3
2	9:35:31.791	1:17.346	25.520	28.805	23.021	71.4	62.6
3	9:36:49.607	1:17.816	24.907	29.415	23.494	67.1	62.4
4	9:38:05.078	1:15.471	24.298	28.092	23.081	72.0	63.1
5	9:39:20.105	1:15.027	24.273	28.007	22.747	72.1	62.8
6	9:40:35.838	1:15.733	24.342	28.504	22.887	71.9	62.4
7	9:41:50.561	1:14.723	24.180	27.998	22.545	71.7	62.5
8	9:43:05.505	1:14.944	24.338	27.846	22.760	72.5	62.4
9	9:44:22.539	1:17.034	26.032	28.027	22.975	72.5	62.1
10	9:45:36.527	1:13.988	23.754	27.643	22.591	72.8	62.3

Lap	Time of Day	Lap Tm	S1	S2	S3	S2Spd	SFSpd
(24) Ayden WILSON							
1	9:33:57.111			28.522	22.834	70.3	62.1
2	9:35:12.124	1:15.013	24.076	28.152	22.785	71.4	62.3
3	9:36:26.909	1:14.785	23.920	28.055	22.810	71.2	62.3
4	9:37:41.266	1:14.857	23.838	27.796	22.723	71.6	62.5
5	9:38:56.119	1:14.853	23.927	27.785	23.141	71.5	62.8
6	9:40:13.574	1:17.455	23.873	27.884	25.698	71.5	62.7
7	9:41:28.366	1:14.792	23.852	28.166	22.774	71.5	62.8
8	9:42:46.116	1:17.750	23.855	30.300	23.595	62.3	62.8
9	9:44:03.458	1:17.342	24.357	29.610	23.375	62.3	63.0
10	9:45:22.826	1:19.368	23.728	28.246	27.394	71.9	29.1

Lap	Time of Day	Lap Tm	S1	S2	S3	S2Spd	SFSpd
(18) Gregor McPHADEN							
1	9:34:06.675			31.430	23.860	68.8	59.9
2	9:35:24.641	1:17.966	25.284	29.481	23.201	70.9	62.4
3	9:36:41.122	1:16.481	24.585	28.665	23.231	72.8	57.2
4	9:38:00.842	1:19.720	25.834	29.345	24.541	71.1	63.6
5	9:39:16.374	1:15.532	24.550	28.389	22.593	73.2	63.4
6	9:40:31.107	1:14.733	24.301	27.886	22.546	72.9	63.4
7	9:41:46.965	1:15.858	24.471	28.533	22.854	71.5	63.0
8	9:43:01.621	1:14.656	24.066	27.872	22.718	74.1	63.9
9	9:44:20.230	1:18.609	27.629	28.384	22.596	71.1	62.8
10	9:45:39.011	1:18.781	24.315	27.698	26.768	73.4	23.1

Lap	Time of Day	Lap Tm	S1	S2	S3	S2Spd	SFSpd
(99) Dan MARTIN							
1	9:34:16.218			34.893	24.217	55.5	62.5
2	9:35:32.442	1:16.224	24.765	28.766	22.693	72.7	63.6
3	9:36:48.543	1:16.101	24.613	28.921	22.567	72.2	62.8
4	9:38:03.732	1:15.189	24.343	28.230	22.616	71.9	63.2
5	9:39:19.220	1:15.488	24.208	28.599	22.681	72.3	63.1
6	9:40:37.153	1:17.933	24.974	30.444	22.515	72.5	63.4
7	9:41:52.505	1:15.352	24.566	28.298	22.488	72.7	63.6
8	9:43:07.574	1:15.069	24.268	28.248	22.553	72.7	63.4
9	9:44:24.912	1:17.338	25.619	29.143	22.576	71.6	63.7
10	9:45:39.771	1:14.859	24.010	28.243	22.606	72.5	63.1

Lap	Time of Day	Lap Tm	S1	S2	S3	S2Spd	SFSpd
(77) James McCRACKEN							
1	9:34:27.084			32.023	26.498	54.5	62.8
2	9:35:47.691	1:20.607	24.996	32.314	23.297	68.5	62.3
3	9:37:04.965	1:17.274	25.112	29.199	22.963	71.2	62.8
4	9:38:21.217	1:16.252	24.904	28.651	22.697	71.5	63.0
5	9:39:37.167	1:15.950	24.687	28.451	22.812	71.8	63.1
6	9:40:52.726	1:15.559	24.566	28.438	22.555	72.2	63.4
7	9:42:08.253	1:15.527	24.519	28.366	22.642	71.7	62.5
8	9:43:23.337	1:15.084	24.300	28.287	22.497	72.1	63.2
9	9:44:38.376	1:15.039	24.203	28.170	22.666	72.1	63.1
10	9:45:53.550	1:15.174	24.263	28.214	22.697	72.1	63.2

(89) Ross DUNN							
-----------------------	--	--	--	--	--	--	--

Lap	Time of Day	Lap Tm	S1	S2	S3	S2Spd	SFSpd
(27) James HITCHEN							
1	9:34:10.046			31.618	23.486	70.9	61.4
2	9:35:27.155	1:17.109	25.302	28.643	23.164	70.9	62.5
3	9:36:43.756	1:16.601	24.644	28.659	23.298	70.6	62.5
4	9:37:59.454	1:15.698	24.571	28.096	23.031	72.6	63.7
5	9:39:15.295	1:15.841	24.466	28.438	22.937	73.0	63.3
6	9:40:30.471	1:15.176	24.358	27.908	22.910	72.4	62.4
7	9:41:45.894	1:15.423	24.494	27.949	22.980	72.5	62.5
8	9:43:01.044	1:15.150	24.162	28.261	22.727	72.2	63.6
9	9:44:27.040	1:25.996	29.940	33.229	22.827	72.3	63.5
10	9:45:42.082	1:15.042	24.185	28.026	22.831	71.9	63.2

Lap	Time of Day	Lap Tm	S1	S2	S3	S2Spd	SFSpd
(6) Kenneth DOCK							
1	9:34:08.574			30.242	23.026	68.9	61.8
2	9:35:25.306	1:16.732	24.676	28.533	23.523	71.8	62.6
3	9:36:41.131	1:15.825	24.549	28.243	23.033	72.5	62.0
4	9:37:58.808	1:17.677	24.687	29.978	22.612	69.3	62.9
5	9:39:14.326	1:15.518	24.590	28.284	22.644	72.0	62.4
6	9:40:29.386	1:15.060	24.148	27.939	22.973	71.8	61.9
7	9:41:44.446	1:15.060	24.263	28.034	22.763	71.3	62.5
8	9:42:59.854	1:15.408	24.414	28.275	22.719	70.9	63.0
9	9:44:16.345	1:16.491	25.276	28.340	22.875	70.9	62.8
10	9:45:37.039	1:20.694	24.268	29.115	27.311	67.6	25.6

Lap	Time of Day	Lap Tm	S1	S2	S3	S2Spd	SFSpd
(27) James HITCHEN							
1	9:34:19.506			32.581	25.110	50.8	62.1
2	9:35:38.135	1:18.629	25.400	30.149	23.080	70.3	62.4
3	9:36:56.006	1:17.871	25.464	29.454	22.953	70.9	62.5
4	9:38:13.201	1:17.195	25.054	29.329	22.812	70.9	63.0
5	9:39:30.730	1:17.529	25.142	29.375	23.012	71.1	62.8
6	9:40:48.034	1:17.304	25.341	29.111	22.852	71.5	62.4
7	9:42:04.533	1:16.499	24.970	28.760	22.769	71.7	62.5
8	9:43:20.192	1:15.659	24.457	28.631	22.571	72.0	62.7
9	9:44:38.746	1:18.554	24.645	28.493	25.416	71.9	52.0
10	9:45:56.312	1:17.566	25.711	28.738	23.117	71.5	60.3

Lap	Time of Day	Lap Tm	S1	S2	S3	S2Spd	SFSpd
(987) Rob CHALMERS							
1	9:34:10.967			32.470	24.286	67.4	58.7
2	9:35:30.789	1:19.822	26.322	30.097	23.403	69.8	61.2
3	9:36:50.695	1:19.906	25.619	30.964	23.323	69.5	62.3
4	9:38:08.880	1:18.185	24.902	29.782	23.501	70.2	61.2
5	9:39:26.184	1:17.304	25.080	29.051	23.173	70.3	61.7
6	9:40:42.671	1:16.487	24.892	28.449	23.146	71.5	61.2
7	9:41:59.854	1:17.183	25.130	28.820	23.233	70.7	60.6
8	9:43:17.037	1:17.183	24.925	29.008	23.250	70.1	61.4
9	9:44:33.960	1:16.923	24.480	29.030	23.413	69.8	61.3
10	9:45:50.322	1:16.362	24.490	28.839	23.033	70.2	61.7

Lap	Time of Day	Lap Tm	S1	S2	S3	S2Spd	SFSpd
(54) Brayley SHORE							
1	9:34:27.935			31.225	26.608	59.2	62.2
2	9:35:48.565	1:20.630	25.329	31.669	23.632	68.1	62.7
3	9:37:07.974	1:19.409	25.645	29.429	24.335	68.3	61.9
4	9:38:26.710	1:18.736	25.372	29.445	23.919	70.9	62.4
5	9:39:44.776	1:18.066	25.350	29.206	23.510	70.5	62.6
6	9:41:05.198	1:20.422	26.400	30.077	23.945	66.9	62.9
7	9:42:22.912	1:17.714	25.027	29.149	23.538	71.2	62.4
8	9:43:40.039	1:17.127	24.935	28.949	23.243	71.5	62.3
9	9:44:56.506	1:16.467	24.718	28.803	22.946	71.2	

**KMSC/SMRC Final fling meeting**

Scottish C1 Cup

Knockhill 1.267 miles

Qualifying 8

06/10/2024 09:40

Practice (12:00 Time) started at 9:32:41

Lap	Time of Day	Lap Tm	S1	S2	S3	S2Spd	SFSpd	Lap	Time of Day	Lap Tm	S1	S2	S3	S2Spd	SFSpd
5	9:40:04.849	1:18.543	24.879	29.921	23.743	69.4	61.3								
6	9:41:22.261	1:17.412	24.938	28.799	23.675	69.4	61.2								
7	9:42:39.834	1:17.573	24.893	29.146	23.534	69.5	61.5								
8	9:44:18.038	1:38.204	43.847	30.788	23.569	69.1	61.3								
9	9:45:40.454	1:22.416	24.407	29.259	28.750	68.6	19.8								

(7) Martin TRACEY

1	9:34:21.202			31.387	25.275	62.8	60.1
2	9:36:06.347	1:45.145	26.144	55.233	23.768	67.9	60.9
3	9:37:26.428	1:20.081	26.155	30.425	23.501	69.6	61.5
4	9:38:45.197	1:18.769	26.040	29.503	23.226	69.6	62.0
5	9:40:03.710	1:18.513	25.625	29.585	23.303	69.5	61.5
6	9:41:22.740	1:19.030	26.477	29.494	23.059	70.7	59.1
7	9:42:40.840	1:18.100	25.621	29.343	23.136	70.5	62.2
8	9:43:59.445	1:18.605	25.624	29.556	23.425	70.0	60.3
9	9:45:17.323	1:17.878	25.387	28.900	23.591	70.5	59.1

(61) Ian COCHRANE

1	9:34:29.382			31.249	24.284	67.8	59.4
2	9:35:51.128	1:21.746	25.808	31.868	24.070	66.7	59.4
3	9:37:10.655	1:19.527	25.963	30.043	23.521	68.8	59.5
4	9:38:29.443	1:18.788	25.686	29.688	23.414	68.8	59.6
5	9:39:49.107	1:19.664	25.935	30.225	23.504	68.1	59.0
6	9:41:08.610	1:19.503	25.720	30.454	23.329	68.3	59.4
7	9:42:27.213	1:18.603	25.570	29.808	23.225	68.9	59.4
8	9:43:46.253	1:19.040	25.846	29.868	23.326	69.1	59.6
9	9:45:05.739	1:19.486	25.862	30.156	23.468	68.5	59.7

Clerk of the Course

Orbits

Sig : Time :

Chief Timekeeper : Ian Sharp (SMART Timing)

Results available at www.smart-timing.co.uk and www.speedhive.com

Printed: 06/10/2024 09:48:54

motor
sport
UKRACE
WITH
RESPECT



KMSC/SMRC Final fling meeting

Scottish C1 Cup

Knockhill 1.267 miles

Race 131- 1st Race

06/10/2024 12:25

Race (10 Laps)

POLE POSITION

2
 117 Marc NISBET
 1:13.988

1
 51 Murray SCOTT
 1:13.719

1

4
 18 Gregor McPHADEN
 1:14.656

3
 24 Ayden WILSON
 1:14.357

2

6
 77 James McCRACKEN
 1:15.039

5
 99 Dan MARTIN
 1:14.859

3

8
 27 James HITCHEN
 1:15.060

7
 89 Ross DUNN
 1:15.042

4

10
 987 Rob CHALMERS
 1:16.362

9
 6 Kenneth DOCK
 1:15.659

5

12
 70 Andrew DAVIDSON
 1:16.680

11
 54 Brayley SHORE
 1:16.467

6

14
 7 Martin TRACEY
 1:17.878

13
 529 Sam MILNE
 1:17.412

7

15
 61 Ian COCHRANE
 1:18.603

8

Clerk of the Course

Orbits

Sig : Time :
 Chief Timekeeper : Ian Sharp (SMART Timing)
 Results available at www.smart-timing.co.uk and www.speedhive.com



motor sport UK

RACE WITH RESPECT



PICKUP TRUCK RACING



Bulletin No. _____

KMSC/SMRC Final fling meeting

Sorted on Laps

Pick-Up Racing

Knockhill 1.267 miles

Race 7 - 2nd Race

06/10/2024 10:00

Race (15 Laps) started at 9:55:17

Pos	No.	Name	Make/Model	CC	Class	Laps	Total Tm	Diff	Best Tm	In Lap	2nd Best
1	44	Ryan HADFIELD	Pick Up Truck	2000	PU	15	18:18.446		1:03.005	12	1:03.264
2	42	Jonathan HADFIELD	Pick Up Truck	2000	PU	15	18:21.183	2.737	1:02.934	14	1:02.987
3	83	Dale GENT	Pick Up Truck	2000	PU	15	18:23.211	4.765	1:02.613	14	1:03.124
4	72	Allen COOPER	Pick Up Truck	2000	PU	15	18:27.742	9.296	1:03.834	12	1:04.128
5	65	Mark WILLIS	Pick Up Truck	2000	PU	15	18:37.750	19.304	1:04.428	14	1:04.579
6	89	Chris BROCKHURST	Pick Up Truck	2000	PU	15	18:42.193	23.747	1:04.352	15	1:04.425
7	5	Daniel FISHER	Pick Up Truck	2000	PU	15	18:44.787	26.341	1:04.083	11	1:04.252
8	68	Eric BOULTON	Pick Up Truck	2000	PU	15	18:46.464	28.018	1:03.638	13	1:03.918
9	52	James GOLDSTRAW	Pick Up Truck	2000	PU	15	19:04.649	46.203	1:05.494	13	1:05.603
10	77	Chris LAND	Pick Up Truck	2000	PU	15	19:12.860	54.414	1:05.751	14	1:05.755
11	84	Matt MOORE	Pick Up Truck	2000	PU	15	19:12.893	54.447	1:03.901	14	1:04.240
12	93	Michael SMITH	Pick Up Truck	2000	PU	13	18:44.153	2 Laps	1:04.215	12	1:04.368
Not classified											
DNF	30	Matt SIMPSON	Pick Up Truck	2000	PU		0.795	DNF		0	

Margin of Victory	Avg. Speed	Best Lap Tm	Best Speed	Best Lap by
2.737	62.281	1:02.613	72.842	83 - Dale GENT

Clerk of the Course

Orbits

Sig : Time :
Chief Timekeeper : Ian Sharp (SMART Timing)

Results available at www.smart-timing.co.uk and www.speedhive.com



motor sport UK



Printed: 06/10/2024 10:17:50



KMSC/SMRC Final fling meeting

Pick-Up Racing

Knockhill 1.267 miles

Race 7 - 2nd Race

06/10/2024 10:00

Race (15 Laps) started at 9:55:17

Table with 7 columns: Lap, Time of Day, Lap Tm, S1, S2, S3, S2Spd, SFSpd. Driver: (44) Ryan HADFIELD.

Table with 7 columns: Lap, Time of Day, Lap Tm, S1, S2, S3, S2Spd, SFSpd. Driver: (42) Jonathan HADFIELD.

Table with 7 columns: Lap, Time of Day, Lap Tm, S1, S2, S3, S2Spd, SFSpd. Driver: (83) Dale GENT.

Table with 7 columns: Lap, Time of Day, Lap Tm, S1, S2, S3, S2Spd, SFSpd. Driver: (72) Allen COOPER.

Table with 7 columns: Lap, Time of Day, Lap Tm, S1, S2, S3, S2Spd, SFSpd. Driver: (65) Mark WILLIS.

Table with 7 columns: Lap, Time of Day, Lap Tm, S1, S2, S3, S2Spd, SFSpd. Driver: (89) Chris BROCKHURST.

Table with 7 columns: Lap, Time of Day, Lap Tm, S1, S2, S3, S2Spd, SFSpd. Driver: (5) Daniel FISHER.

Table with 7 columns: Lap, Time of Day, Lap Tm, S1, S2, S3, S2Spd, SFSpd. Driver: (68) Eric BOULTON.

Table with 7 columns: Lap, Time of Day, Lap Tm, S1, S2, S3, S2Spd, SFSpd. Driver: (52) James GOLDSTRAW.

Clerk of the Course

Sig : Time :

Chief Timekeeper : Ian Sharp (SMART Timing)

Results available at www.smart-timing.co.uk and www.speedhive.com

Printed: 06/10/2024 10:18:19

Orbits





KMSC/SMRC Final fling meeting

Pick-Up Racing

Knockhill 1.267 miles

Race 7 - 2nd Race

06/10/2024 10:00

Race (15 Laps) started at 9:55:17

Lap	Time of Day	Lap Tm	S1	S2	S3	S2Spd	SFSpd
11	10:09:59.803	1:06.659	21.257	26.314	19.088	100.3	94.3
12	10:11:10.461	1:05.658	21.024	25.818	18.816	100.5	92.3
13	10:12:10.955	1:05.494	21.208	25.430	18.856	100.9	90.0
14	10:13:16.558	1:05.603	21.156	25.341	19.106	101.8	90.9
15	10:14:22.561	1:06.003	21.101	25.738	19.164	101.4	90.7

(77) Chris LAND

1	9:56:37.630	1:17.262	26.753	28.326	22.183	91.2	71.6
2	9:58:28.129	1:50.499	32.651	41.860	35.988	36.4	43.7
3	10:00:25.629	1:57.500	41.677	39.723	36.100	38.1	52.6
4	10:02:05.837	1:40.208	32.053	45.624	22.531	53.5	83.6
5	10:03:18.630	1:12.793	23.193	29.167	20.433	90.8	85.4
6	10:04:27.869	1:09.239	22.250	27.002	19.987	94.1	86.6
7	10:05:36.789	1:08.920	22.124	27.025	19.771	92.8	88.4
8	10:06:45.141	1:08.352	21.984	26.644	19.724	93.2	87.5
9	10:07:52.258	1:07.117	21.678	26.147	19.292	96.1	88.0
10	10:08:59.304	1:07.046	21.565	26.290	19.191	95.2	89.7
11	10:10:06.190	1:06.886	21.343	26.301	19.242	94.5	89.6
12	10:11:13.413	1:07.223	21.344	26.546	19.333	94.3	89.1
13	10:12:19.266	1:05.853	21.107	25.808	18.938	96.6	89.2
14	10:13:25.017	1:05.751	21.293	25.671	18.787	96.4	89.8
15	10:14:30.772	1:05.755	20.987	25.726	19.042	94.4	89.6

(84) Matt MOORE

1	9:56:36.738	1:16.757	26.600	27.941	22.216	92.2	66.1
2	9:58:27.420	1:50.682	32.731	42.133	35.818	36.1	44.5
3	10:00:24.968	1:57.548	41.298	40.159	36.091	38.8	52.3
4	10:02:04.533	1:39.565	31.212	46.266	22.087	57.5	88.3
5	10:03:16.329	1:11.796	23.940	27.747	20.109	98.0	89.7
6	10:04:25.615	1:09.286	22.586	26.641	20.059	99.9	88.5
7	10:05:33.216	1:07.601	21.790	26.369	19.442	101.7	91.6
8	10:06:40.193	1:06.977	21.676	26.294	19.007	100.2	93.6
9	10:07:47.455	1:07.262	21.561	26.402	19.299	100.3	91.3
10	10:08:53.420	1:05.965	21.269	25.906	18.790	100.8	92.7
11	10:09:59.122	1:05.702	21.456	25.465	18.781	99.9	91.8
12	10:11:18.341	1:19.219	20.713	39.215	19.291	99.9	91.3
13	10:12:22.664	1:04.323	20.930	25.020	18.373	102.0	92.8
14	10:13:26.565	1:03.901	20.761	24.648	18.492	102.1	91.8
15	10:14:30.805	1:04.240	20.485	24.950	18.805	101.7	94.3

(93) Michael SMITH

1	9:56:33.394	1:13.991	25.794	26.695	21.502	96.4	60.6
2	9:58:24.534	1:51.140	33.340	42.651	35.149	36.6	43.2
3	10:00:20.970	1:56.436	40.439	41.701	34.296	38.4	56.3
4	10:02:02.875	1:41.905	32.968	46.099	22.838	60.9	75.2
5	10:03:27.283	1:24.408	25.406	31.154	27.848	75.2	29.2
6	10:06:25.700	2:58.417	2:12.498	26.536	19.383	98.8	91.9
7	10:07:32.844	1:07.144	21.712	25.562	19.870	99.9	93.6
8	10:08:38.653	1:05.809	21.043	25.793	18.973	99.4	92.8
9	10:09:44.188	1:05.535	21.263	25.400	18.872	100.0	92.8
10	10:10:48.556	1:04.368	20.702	25.192	18.474	101.2	93.3
11	10:11:53.260	1:04.704	20.818	25.167	18.719	100.9	93.7
12	10:12:57.475	1:04.215	20.609	25.092	18.514	101.2	94.3
13	10:14:02.065	1:04.590	20.563	25.159	18.868	100.9	94.1

Clerk of the Course

Orbits

Sig : Time :
 Chief Timekeeper : Ian Sharp (SMART Timing)
 Results available at www.smart-timing.co.uk and www.speedhive.com





PICKUP TRUCK RACING



Bulletin No. _____

KMSC/SMRC Final fling meeting

Lapchart

Pick-Up Racing

Knockhill 1.267 miles

Race 7 - 2nd Race

06/10/2024 10:00

Race (15 Laps) started at 9:55:17



Competitors	Laps															
	0	1	2	3	4	5	6	7	8	9	10	11	12	13	14	15
Ryan HADFIELD (44)	1	44	44	44	44	44	44	44	44	44	44	44	44	44	44	44
Allen COOPER (72)	2	72	72	72	72	72	72	72	72	72	42	42	42	42	42	42
Jonathan HADFIELD (42)	3	42	42	42	42	42	42	42	42	42	72	72	72	83	83	83
Mark WILLIS (65)	4	65	65	65	65	65	65	65	83	83	83	83	83	72	72	72
Matt SIMPSON (30)	5	30	68	68	68	68	83	83	83	65	65	65	65	65	65	65
Chris BROCKHURST (89)	6	89	83	83	83	83	89	89	89	89	89	89	89	89	89	89
Eric BOULTON (68)	7	68	89	89	89	89	5	5	5	5	5	5	5	5	5	5
Dale GENT (83)	8	83	93	93	93	93	68	68	68	68	68	68	68	68	68	68
Michael SMITH (93)	9	93	5	5	5	5	52	52	52	52	52	84	52	52	52	52
Daniel FISHER (5)	10	5	52	52	52	52	84	84	84	84	84	84	52	77	77	77
James GOLDSTRAW (52)	11	52	84	84	84	84	77	77	77	77	77	77	84	84	84	84
Matt MOORE (84)	12	84	77	77	77	77	93	93	93	93	93	93	93	93	93	93
Chris LAND (77)	13	77														

Clerk of the Course

Orbits

Sig : Time :
 Chief Timekeeper : Ian Sharp (SMART Timing)
 Results available at www.smart-timing.co.uk and www.speedhive.com
 Printed: 06/10/2024 10:18:46





PICKUP TRUCK RACING CHAMPIONSHIP

CIRCUIT KNOCKHILL

ROUND 21



BULLETIN NO:

ISSUED AT:

SIGNED:

B Howard

ROW 13		
ROW 12		
ROW 11		
ROW 10		
ROW 9		
ROW 8		
ROW 7	77 Chris Land	
ROW 6	84 Matt Moore	52 James Goldstraw
ROW 5	30 Matt Simpson	93 Michael Smith
ROW 4	68 Eric Boulton	5 Dan Fisher
ROW 3	83 Dale Gent	44 Ryan Hadfield
ROW 2	72 Allen Cooper	89 Chris Brockhurst
ROW 1	65 Mark Willis	42 Jonathan Hadfield

 **POLE** 

**KMSC/SMRC Final fling meeting****Sorted on Laps****KMSC Modsports Race Championship****Knockhill 1.267 miles****Race 8 - 2nd Race****06/10/2024 10:25****Race (15:00 and 1 Laps) started at 10:27:57**

Pos	No.	Name	Make/Model	CC	Class	Laps	Total Tm	Diff	Best Tm	In Lap	2nd Best
1	8	Gordon DUNCAN	Radical PR6	1340	B	17	16:40.901		56.523	16	56.667
2	5	Lindsay McCRACKEN	Radical SR3	1500	B	17	16:41.187	0.286	56.127	13	56.167
3	137	Andrew GALLAGHER	Mitsubishi Evo 8	2200	C	17	17:32.684	51.783	59.200	13	59.689
4	32	Shaun DAVIDSON	BMW Compact	3200	F	17	17:32.961	52.060	59.781	15	1:00.352
5	155	Adam KINDNESS	Subaru Impreza	2350T	F	17	17:37.994	57.093	59.082	15	59.121
6	333	Iain BLACKLEY	Ford Puma	1679T	F	16	17:04.337	1 Lap	1:02.853	11	1:02.910
7	19	Harvey GILLANDERS	Honda EP3	2400	F	16	17:15.093	1 Lap	1:02.114	12	1:02.243
8	31	Natalie COWIE	Mini Cooper S R53	1600	G	16	17:21.270	1 Lap	1:03.221	11	1:03.236
9	86	Adam MORRISON	Mini Cooper S	1998	G	16	17:23.011	1 Lap	1:03.468	16	1:03.819
10	14	Michael IMRIE	Renault Clio 197	1998	G	16	17:29.039	1 Lap	1:03.778	12	1:03.849
11	63	Graham ROBERTSON	BMW 135	3000	F	16	17:29.902	1 Lap	1:02.100	11	1:02.230
12	85	David JOYCE	Renault Clio 182	1998	G	16	17:30.645	1 Lap	1:04.172	11	1:04.189
13	26	James STRACHAN	Ford Fiesta	1600	G	16	17:34.890	1 Lap	1:03.850	15	1:03.983
14	55	Fiona KINDNESS	Mini Cooper	1600	J	15	17:28.653	2 Laps	1:08.128	10	1:08.210
15	18	Richard SUTHERLAND	BMW 318i Compact	1895	J	15	17:32.290	2 Laps	1:07.833	13	1:08.405

Not classified

DNF	21	Louise STRACHAN	Mini Cooper S	1600	G	4	4:48.572	DNF	1:06.265	3	1:06.924
DNS	2	Andy FORREST	Radical SR1	1340	A			DNS		0	
DNS	10	Mark THOMSON	Radical SR8 RS	1500	A			DNS		0	
DNS	79	Paul BRYDON	Solution F BMW M3	3500	A			DNS		0	
DNS	90	William PATERSON	Radical PR6	1340	B			DNS		0	

Margin of Victory	Avg. Speed	Best Lap Tm	Best Speed	Best Lap by
0.286	77.464	56.127	81.259	5 - Lindsay McCRACKEN

Clerk of the Course**Orbits**

Sig : Time :
 Chief Timekeeper : Ian Sharp (SMART Timing)
 Results available at www.smart-timing.co.uk and www.speedhive.com





KMSC/SMRC Final fling meeting

Lapchart

KMSC Modsports Race Championship

Knockhill 1.267 miles

Race 8 - 2nd Race

06/10/2024 10:25

Race (15:00 and 1 Laps) started at 10:27:57



Competitors	Laps																	
		1	2	3	4	5	6	7	8	9	10	11	12	13	14	15	16	17
Adam KINDNESS (155)	1	155	155	155	155	8	8	8	8	8	8	8	8	8	8	8	8	8
Gordon DUNCAN (8)	2	8	8	8	8	32	5	5	5	5	5	5	5	5	5	5	5	5
Andrew GALLAGHER (137)	3	137	32	137	32	5	32	32	32	32	32	32	32	137	137	137	137	137
Shaun DAVIDSON (32)	4	32	137	32	137	155	155	137	137	137	137	137	137	32	32	32	32	32
Iain BLACKLEY (333)	5	333	333	5	5	137	137	155	333	155	155	155	155	155	155	155	155	155
Graham ROBERTSON (63)	6	63	63	333	333	333	333	333	155	333	333	333	333	333	333	333	333	333
Natalie COWIE (31)	7	31	31	63	31	31	31	31	31	31	31	31	31	31	31	19	19	19
Adam MORRISON (86)	8	86	5	31	86	86	86	86	86	86	86	86	19	19	19	31	31	31
David JOYCE (85)	9	85	86	86	85	85	85	85	85	19	19	19	86	86	86	86	86	86
Lindsay McCracken (5)	10	5	85	85	14	14	14	14	19	19	85	85	85	85	14	14	14	14
Michael IMRIE (14)	11	14	14	14	26	19	19	14	14	14	14	14	14	14	63	63	63	63
Louise STRACHAN (21)	12	21	21	21	19	26	26	26	26	26	63	63	63	63	85	85	85	85
James STRACHAN (26)	13	26	26	26	21	63	63	63	63	63	26	26	26	26	26	26	26	26
Richard SUTHERLAND (18)	14	18	18	19	63	18	18	18	18	18	18	18	55	55	55	55	55	55
Fiona KINDNESS (55)	15	55	19	18	18	55	55	55	55	55	55	55	18	18	18	18	18	18
Harvey GILLANDERS (19)	16	19	55	55	55													
-	17																	
-	18																	
-	19																	
-	20																	

Clerk of the Course

Orbits

Sig : Time :
 Chief Timekeeper : Ian Sharp (SMART Timing)
 Results available at www.smart-timing.co.uk and www.speedhive.com
 Printed: 06/10/2024 10:49:57





KMSC/SMRC Final fling meeting

KMSC Modsports Race Championship

Knockhill 1.267 miles

Race 15 - 3rd Race

06/10/2024 13:55

Race (15:00 and 1 Laps)

POLE POSITION

2
5 Lindsay McCRACKEN

1
8 Gordon DUNCAN

1

4
32 Shaun DAVIDSON

3
137 Andrew GALLAGHER

2

6
333 Iain BLACKLEY

5
155 Adam KINDNESS

3

8
31 Natalie COWIE

7
19 Harvey GILLANDERS

4

10
14 Michael IMRIE

9
86 Adam MORRISON

5

12
85 David JOYCE

11
63 Graham ROBERTSON

6

14
55 Fiona KINDNESS

13
26 James STRACHAN

7

16
21 Louise STRACHAN

15
18 Richard SUTHERLAND

8

18
10 Mark THOMSON

17
2 Andy FORREST

9

20
90 William PATERSON

19
79 Paul BRYDON

10

Clerk of the Course

Orbits

Sig : Time :

Chief Timekeeper : Ian Sharp (SMART Timing)

Results available at www.smart-timing.co.uk and www.speedhive.com



**KMSC/SMRC Final fling meeting****Sorted on Laps**

Scottish Legends Cars Championship

Knockhill 1.267 miles

Race 9 - Heat 2a

06/10/2024 10:50

Race (8 Laps) started at 11:06:47

Pos	No.	Name	Make/Model	CC	Class	Laps	Total Tm	Diff	Best Tm	In Lap	2nd Best
1	52	Stewart BLACK	Legend Coupe	1250	L	8	8:54.989		1:05.541	7	1:05.799
2	8	Ben MASON	Legend Coupe	1250	L T	8	8:55.159	0.170	1:05.522	6	1:05.736
3	14	Daniel CLARK	Legend Coupe	890	L	8	8:55.224	0.235	1:05.736	7	1:05.897
4	71	Ryan McLEISH	Legend Coupe	1250	L	8	8:56.682	1.693	1:05.348	4	1:05.563
5	24	Matthew PAPE	Legend Coupe	1250	L	8	8:56.996	2.007	1:05.782	6	1:05.926
6	85	Mark BEATY	Legend Coupe	1250	L	8	9:02.127	7.138	1:06.243	5	1:06.314
7	77	Michael WEDDELL	Legend Coupe	1250	L R	8	9:02.481	7.492	1:06.163	8	1:06.302
8	95	Maxim POPELYUSHKO	Legend Coupe	850	L	8	9:02.863	7.874	1:06.328	8	1:06.430
9	28	David ALLAN	Legend Coupe	890	L	8	9:10.175	15.186	1:07.216	6	1:07.271
10	282	Grant DAVISON	Legend Coupe	890	L	8	9:10.544	15.555	1:06.798	5	1:07.063
11	5	Christopher WALLACE	Legend Coupe	1250	L R	8	9:13.733	18.744	1:08.137	8	1:08.152
12	86	Jon CRITCHLOW	Legend Sedan	1250	L	8	9:14.604	19.615	1:07.442	5	1:07.506
13	17	Billy WAIT	Legend Coupe	1250	L	8	9:14.730	19.741	1:07.450	5	1:07.524
14	9	Colin ATKINSON	Legend Coupe	899	L	8	9:15.863	20.874	1:07.482	3	1:07.764
15	27	Grant HUNTER	Legend Coupe	890	L R	8	9:19.070	24.081	1:06.465	3	1:06.485
16	21	Mark MULHOLLAND	Legend Coupe	1250	L R	8	9:22.800	27.811	1:07.534	5	1:08.798
17	127	Phil ROWLANDS	Legend Coupe	1250	L R	8	9:23.011	28.022	1:08.003	3	1:08.267
18	6	Gary ATKINSON	Legend Sedan-Van	899	L R	8	9:30.845	35.856	1:08.874	4	1:08.903
19	53	Stuart ROBERTSON	Legend Coupe	850	L	8	9:33.470	38.481	1:09.470	7	1:09.745
20	733	Keith ATKINSON	Legend Coupe	1250	Gue	8	9:33.525	38.536	1:09.138	7	1:09.419
Not classified											
DNF	15	Elby CLARK	Legend Coupe	890	L	6	7:15.033	DNF	1:08.430	3	1:08.753
DNS	55	Stuart McANDREW	Legend Coupe	1250	L			DNS		0	
DNS	333	Bill READ	Legend Coupe	890	L			DNS		0	

Announcements

RED FLAG before Leader completed 1 Lap - Race re-started on original Grid over 8 Laps

Margin of Victory	Avg. Speed	Best Lap Tm	Best Speed	Best Lap by
0.170	68.201	1:05.348	69.793	71 - Ryan McLEISH

Clerk of the Course Orbits

Sig : Time :

Chief Timekeeper : Ian Sharp (SMART Timing)

Results available at www.smart-timing.co.uk and www.speedhive.com

Printed: 06/10/2024 11:19:55





KMSC/SMRC Final fling meeting

Scottish Legends Cars Championship

Knockhill 1.267 miles

Race 9 - Heat 2a

06/10/2024 10:50

Race (8 Laps) started at 11:06:47

Lap	Time of Day	Lap Tm	S1	S2	S3	S2Spd	SFSpd
7	11:14:59.660	1:07.153	22.160	25.644	19.349	95.7	87.4
8	11:16:06.145	1:06.485	21.616	25.593	19.276	95.7	88.1

(21) Mark MULHOLLAND

1	11:08:03.271	1:15.739	27.595	28.355	19.789	94.0	88.8
2	11:09:15.020	1:11.749	21.722	30.164	19.863	97.1	88.9
3	11:10:26.207	1:11.187	24.864	26.759	19.564	92.9	86.4
4	11:11:35.350	1:09.143	22.720	26.619	19.804	93.9	85.2
5	11:12:42.884	1:07.534	21.972	26.165	19.397	95.3	88.8
6	11:13:52.145	1:09.261	22.322	27.397	19.542	94.1	85.3
7	11:15:01.077	1:08.932	22.860	26.138	19.934	94.1	85.8
8	11:16:09.875	1:08.798	22.309	27.058	19.431	91.7	87.2

(127) Phil ROWLANDS

1	11:08:04.076	1:15.222	27.294	28.149	19.779	94.1	88.5
2	11:09:13.409	1:09.333	22.067	27.219	20.047		86.4
3	11:10:21.412	1:08.003	22.200	26.187	19.616	95.1	86.1
4	11:11:34.653	1:13.241	27.024	26.510	19.707		84.9
5	11:12:42.920	1:08.267	21.964	26.634	19.669		82.1
6	11:13:52.457	1:09.537	22.330	27.637	19.570	93.6	85.5
7	11:15:01.244	1:08.787	23.008	26.315	19.464	92.9	87.5
8	11:16:10.086	1:08.842	22.266	26.785	19.791		83.7

(6) Gary ATKINSON

1	11:08:13.346	1:24.037	27.346	36.496	20.195	93.2	86.0
2	11:09:23.043	1:09.697	22.853	27.038	19.806	93.7	86.9
3	11:10:32.557	1:09.514	22.695	27.026	19.793	93.5	86.7
4	11:11:41.431	1:08.874	22.536	26.570	19.768	95.5	87.2
5	11:12:50.768	1:09.337	22.392	27.237	19.708	93.9	86.9
6	11:13:59.671	1:08.903	22.273	26.956	19.674	91.2	86.4
7	11:15:08.631	1:08.960	22.298	26.941	19.721	92.2	85.3
8	11:16:17.920	1:09.289	22.459	27.246	19.584	91.3	86.1

(53) Stuart ROBERTSON

1	11:08:05.210	1:14.807	26.424	28.016	20.367	94.0	86.8
2	11:09:17.699	1:12.489	23.477	28.630	20.382	93.3	86.8
3	11:10:29.233	1:11.534	23.405	27.789	20.340	94.8	87.0
4	11:11:40.101	1:10.868	23.199	27.670	19.999	93.2	85.9
5	11:12:50.779	1:10.678	23.099	27.593	19.986	93.3	85.7
6	11:14:01.330	1:10.551	23.358	27.315	19.878	93.1	88.0
7	11:15:10.800	1:09.470	22.704	27.005	19.761	95.1	87.5
8	11:16:20.545	1:09.745	22.790	27.144	19.811	94.7	86.8

(733) Keith ATKINSON

1	11:08:08.868	1:16.821	26.101	30.284	20.436	94.4	86.0
2	11:09:20.358	1:11.490	23.216	27.833	20.441	94.1	85.2
3	11:10:30.801	1:10.443	22.922	27.213	20.308	94.1	85.5
4	11:11:40.646	1:09.845	23.258	26.949	19.638	93.9	87.2
5	11:12:51.191	1:10.545	23.528	27.245	19.772	94.3	86.7
6	11:14:02.043	1:10.852	23.456	27.101	20.295	93.5	87.6
7	11:15:11.181	1:09.138	22.800	26.620	19.718	94.4	87.4
8	11:16:20.600	1:09.419	22.849	26.938	19.632	95.2	85.1

(15) Elby CLARK

1	11:08:03.723	1:15.318	27.477	27.837	20.004	95.1	88.5
2	11:09:12.876	1:09.153	22.097	27.211	19.845	95.1	87.6
3	11:10:21.306	1:08.430	21.959	26.649	19.822	95.6	86.6
4	11:11:44.466	1:23.160	36.726	26.555	19.879	95.2	84.8
5	11:12:53.355	1:08.889	22.453	26.437	19.999	94.0	85.9
6	11:14:02.108	1:08.753	22.100	26.399	20.254	96.0	85.6

Clerk of the Course

Orbits

Sig : Time :
 Chief Timekeeper : Ian Sharp (SMART Timing)
 Results available at www.smart-timing.co.uk and www.speedhive.com





KMSC/SMRC Final fling meeting

Lapchart

Scottish Legends Cars Championship

Knockhill 1.267 miles

Race 9 - Heat 2a

06/10/2024 10:50

Race (8 Laps) started at 11:06:47



Competitors	Laps									
	0	1	2	3	4	5	6	7	8	
Grant HUNTER (27)	1	27	14	14	14	8	8	8	8	52
Mark MULHOLLAND (21)	2	21	27	52	8	52	52	52	52	8
Daniel CLARK (14)	3	14	85	8	52	14	14	14	14	14
Christopher WALLACE (5)	4	5	52	27	27	24	24	24	24	71
Mark BEATY (85)	5	85	8	24	24	27	27	71	71	24
Elby CLARK (15)	6	15	24	85	85	85	85	85	85	85
Phil ROWLANDS (127)	7	127	5	71	71	71	71	77	77	77
Stewart BLACK (52)	8	52	71	95	77	77	77	95	95	95
Gary ATKINSON (6)	9	6	95	77	95	95	95	28	28	28
Matthew PAPE (24)	10	24	77	5	5	5	5	282	282	282
Michael WEDDELL (77)	11	77	21	15	28	28	28	5	5	5
Maxim POPELYUSHKO (95)	12	95	15	28	15	282	282	9	9	86
David ALLAN (28)	13	28	127	127	127	9	9	86	86	17
Stuart ROBERTSON (53)	14	53	28	282	282	86	86	17	17	9
Ben MASON (8)	15	8	282	9	9	17	17	21	27	27
Ryan McLEISH (71)	16	71	53	86	86	127	21	127	21	21
Grant DAVISON (282)	17	282	9	21	17	21	127	27	127	127
Colin ATKINSON (9)	18	9	86	17	21	53	6	6	6	6
Billy WAIT (17)	19	17	17	53	53	733	53	53	53	53
Jon CRITCHLOW (86)	20	86	733	733	733	6	733	733	733	733
Keith ATKINSON (733)	21	733	6	6	6	15	15	15		
-	22									
-	23									

Clerk of the Course

Orbits

Sig : Time :
 Chief Timekeeper : Ian Sharp (SMART Timing)
 Results available at www.smart-timing.co.uk and www.speedhive.com
 Printed: 06/10/2024 11:20:40



motor sport UK





Bulletin No. _____

KMSC/SMRC Final fling meeting**Sorted on Laps****Scottish Classic Sports & Saloon Championship****Knockhill 1.267 miles****Race 10 - 1st Race****06/10/2024 11:10****Race (13 Laps) started at 11:26:45**

Pos	No.	Name	Make/Model	CC	Class	Laps	Total Tm	Diff	Best Tm	In Lap	2nd Best
1	78	Andrew GRAHAM	Triumph TR8	3500	CE	13	15:11.172		1:01.931	9	1:02.227
2	1	Alastair BAPTIE	MGB GT V8	3500	CE	13	15:30.096	18.924	1:03.568	4	1:03.836
3	27	Mario FERRARI	Ferrari 308 GTB/C		CD	13	15:52.385	41.213	1:05.031	12	1:05.101
4	91	Craig HOUSTON	Lotus Excel	2174	CB	13	16:01.614	50.442	1:06.614	12	1:06.640
5	21	Jimmy CROW	Scimitar Coupe GT	3000	CG	13	16:02.187	51.015	1:06.313	6	1:06.602
6	311	Stephen SADLER	Peugeot 205 GTi	1600	CI	12	15:21.812	1 Lap	1:08.284	5	1:08.890
7	11	Iain MITCHELL	Vauxhall Nova	1300	CA	12	15:23.330	1 Lap	1:09.197	9	1:09.461
8	69	Niki DICKSON	Lotus Cortina Mk1	1600	CB	12	16:05.726	1 Lap	1:11.486	11	1:11.504
9	71	Paul BOWERS	Fiat 128	1300	CA	12	16:09.247	1 Lap	1:12.304	6	1:13.876
10	40	Ian MORTON	Austin A40 Farina	1360	CA	12	16:19.578	1 Lap	1:14.769	8	1:14.855
11	23	Sonny GRAY	Ford Fiesta XR2	1600	XR	12	16:20.815	1 Lap	1:13.915	6	1:14.567
12	143	Neil MacKAY	Morris Mini	1300	CI	11	15:24.401	2 Laps	1:16.614	10	1:16.965
13	67	Richard COOPER	Ginetta G15	1600	CA	11	15:29.698	2 Laps	1:16.713	10	1:16.964
Not classified											
DNF	63	John KINMOND	Austin Mini	998	CA				DNF	0	
DNS	62	Andrew KINMOND	TVR Vixen	2500	CB				DNS	0	

Announcements

Race distance increased to 13 Laps - 1 Lap completed behind the Safety Car

Margin of Victory	Avg. Speed	Best Lap Tm	Best Speed	Best Lap by
18.924	65.071	1:01.931	73.644	78 - Andrew GRAHAM

Clerk of the Course**Orbits**

Sig : Time :
 Chief Timekeeper : Ian Sharp (SMART Timing)
 Results available at www.smart-timing.co.uk and www.speedhive.com



Printed: 06/10/2024 11:44:37



Bulletin No. _____

KMSC/SMRC Final fling meeting

Scottish Classic Sports & Saloon Championship

Knockhill 1.267 miles

Race 10 - 1st Race

06/10/2024 11:10

Race (13 Laps) started at 11:26:45

Lap	Time of Day	Lap Tm	S1	S2	S3	S2Spd	SFSpd	Lap	Time of Day	Lap Tm	S1	S2	S3	S2Spd	SFSpd
2	11:29:41.455	1:30.540	30.389				55.8								
3	11:31:44.320	2:02.865	52.436	44.492	25.937		70.8								
4	11:33:01.727	1:17.407	24.987				71.4								
5	11:34:16.494	1:14.767	24.594				72.0								
6	11:35:30.409	1:13.915	24.016	28.348	21.551		71.5								
7	11:36:45.589	1:15.180	24.633				71.1								
8	11:38:00.156	1:14.567	24.405				71.6								
9	11:39:17.739	1:17.583	24.276	31.031	22.276		71.2								
10	11:40:35.152	1:17.413	25.083				71.8								
11	11:41:50.279	1:15.127	24.597	28.444	22.086		70.6								
12	11:43:06.100	1:15.821	24.669				66.8								

(143) Neil MacKAY

1	11:28:13.496			31.478	23.164		57.8								
2	11:29:45.070	1:31.574	31.126	33.701	26.747		62.6								
3	11:31:47.789	2:02.719	51.803	44.174	26.742		73.3								
4	11:33:05.945	1:18.156	26.298	29.931	21.927		75.3								
5	11:34:24.580	1:18.635	26.070	29.730	22.835		74.1								
6	11:35:42.583	1:18.003	26.123	29.563	22.317		73.0								
7	11:36:59.548	1:16.965	25.688	29.382	21.895		74.3								
8	11:38:17.511	1:17.963	25.539	30.237	22.187		72.6								
9	11:39:34.991	1:17.480	26.015	29.475	21.990		74.9								
10	11:40:51.605	1:16.614	25.218	29.443	21.953		73.4								
11	11:42:09.686	1:18.081	25.779	29.475	22.827		73.5								

(67) Richard COOPER

1	11:28:12.045			31.209	22.869	74.7	57.6								
2	11:29:42.669	1:30.624	30.021	33.986	26.617	59.5	56.3								
3	11:31:46.864	2:04.195	52.313	44.732	27.150	39.6	65.5								
4	11:33:05.937	1:19.073	25.924	30.119	23.030	75.1	65.7								
5	11:34:25.812	1:19.875	26.648	30.471	22.756	76.0	68.8								
6	11:35:43.649	1:17.837	25.602	29.864	22.371	77.2	70.4								
7	11:37:02.948	1:19.299	26.277	29.746	23.276	75.7	64.0								
8	11:38:21.366	1:18.418	26.480	29.803	22.135	76.0	68.5								
9	11:39:38.330	1:16.964	25.452	29.569	21.943	77.7	67.5								
10	11:40:55.043	1:16.713	25.192	29.579	21.942	76.8	69.9								
11	11:42:14.983	1:19.940	26.469	30.245	23.226	74.4	59.2								

Clerk of the Course

Orbits

Sig : Time :
 Chief Timekeeper : Ian Sharp (SMART Timing)
 Results available at www.smart-timing.co.uk and www.speedhive.com

Printed: 06/10/2024 11:46:24





Bulletin No. _____

KMSC/SMRC Final fling meeting

Lapchart

Scottish Classic Sports & Saloon Championship

Knockhill 1.267 miles

Race 10 - 1st Race

06/10/2024 11:10

Race (13 Laps) started at 11:26:45



Competitors	Laps												
	1	2	3	4	5	6	7	8	9	10	11	12	13
Andrew GRAHAM (78)	1	78	78	78	78	78	78	78	78	78	78	78	78
Alastair BAPTIE (1)	2	1	1	1	1	1	1	1	1	1	1	1	1
Craig HOUSTON (91)	3	91	91	91	91	27	27	27	27	27	27	27	27
Jimmy CROW (21)	4	21	21	21	27	91	91	91	91	91	91	91	91
Mario FERRARI (27)	5	27	27	27	21	21	21	21	21	21	21	21	21
Iain MITCHELL (11)	6	11	11	11	11	311	311	11	11	11	11	311	311
Stephen SADLER (311)	7	311	311	311	311	11	11	311	311	311	311	11	11
Niki DICKSON (69)	8	69	69	69	69	69	69	69	69	71	71	69	69
Ian MORTON (40)	9	40	40	40	40	71	71	71	71	69	69	71	71
Paul BOWERS (71)	10	71	71	71	71	40	40	40	40	40	40	40	40
Sonny GRAY (23)	11	23	23	23	23	23	23	23	23	23	23	23	23
Richard COOPER (67)	12	67	67	67	67	143	143	143	143	143	143	143	143
Neil MacKAY (143)	13	143	143	143	143	67	67	67	67	67	67	67	67
-	14												
-	15												

Clerk of the Course

Orbits

Sig : Time :
 Chief Timekeeper : Ian Sharp (SMART Timing)
 Results available at www.smart-timing.co.uk and www.speedhive.com
 Printed: 06/10/2024 11:46:50





Bulletin No. _____

KMSC/SMRC Final fling meeting

Scottish Classic Sports & Saloon Championship

Knockhill 1.267 miles

Race 17 - 2nd Race

06/10/2024 14:40

Race (12 Laps)

POLE POSITION

2
1 Alastair BAPTIE

4
91 Craig HOUSTON

6
311 Stephen SADLER

8
69 Niki DICKSON

10
40 Ian MORTON

12
143 Neil MacKAY

14
63 John KINMOND

1
78 Andrew GRAHAM

3
27 Mario FERRARI

5
21 Jimmy CROW

7
11 Iain MITCHELL

9
71 Paul BOWERS

11
23 Sonny GRAY

13
67 Richard COOPER

15
62 Andrew KINMOND

1

2

3

4

5

6

7

8

Clerk of the Course

Sig : Time :

Chief Timekeeper : Ian Sharp (SMART Timing)

Results available at www.smart-timing.co.uk and www.speedhive.com

Printed: 06/10/2024 11:45:41

Orbits



motor sport UK

RACE WITH RESPECT

KMSC/SMRC Final fling meeting
Sorted on Laps
Scottish Mini Cooper & Cooper S Cup
Knockhill 1.267 miles
Race 11 - 2nd Race
06/10/2024 11:35
Race (14 Laps) started at 11:53:25

Pos	No.	Name	Make/Model	CC	Class	Laps	Total Tm	Diff	Best Tm	In Lap	2nd Best
1	97	Jamie BLAKE	Mini Cooper R53	1600S	R53	14	17:43.137		1:03.139	12	1:03.314
2	77	Ashleigh MORRIS	Mini Cooper R53	1600S	Gue	14	17:44.512	1.375	1:02.798	13	1:02.983
3	14	Rich FLETT	Mini Cooper R53	1600S	R53	14	17:45.198	2.061	1:02.749	12	1:03.534
4	21	Ross WILKINSON	Mini Cooper S	1600S	Gue	14	17:47.475	4.338	1:03.210	11	1:03.981
5	70	Oly MORTIMER	Mini Cooper	1600	SM	14	18:14.684	31.547	1:05.961	11	1:05.975
6	25	Chad LITTLE	Mini Cooper	1600	SM	14	18:18.224	35.087	1:05.824	11	1:05.898
7	91	Robbie DALGLEISH	Mini Cooper	1600	SM	14	18:21.924	38.787	1:06.218	13	1:06.272
8	18	Daniel PATTERSON	Mini Cooper	1600	SM	14	18:24.986	41.849	1:06.490	14	1:06.586
9	23	Ian MUNRO	Mini Cooper	1600	SM	14	18:33.139	50.002	1:06.841	14	1:06.963
10	27	Martin WIJETUNGA	Mini Cooper	1600	SMN	14	18:39.684	56.547	1:07.310	11	1:07.387
11	22	Jason BALLANTYNE	Mini Cooper	1600	SM	14	18:40.314	57.177	1:06.914	14	1:07.853
12	53	Stuart McPHADEN	Mini Cooper	1600	SMN	14	18:40.339	57.202	1:07.391	9	1:07.408
13	12	Jacob HEAP	Mini Cooper	1600	SMN	14	18:42.913	59.776	1:06.771	14	1:07.368
14	333	Ewan ROBERTSON	Mini Cooper	1600	SM	13	17:43.475	1 Lap	1:09.167	11	1:09.293
15	80	Ross FOSTER	Mini Cooper	1600	SMN	13	17:43.964	1 Lap	1:08.078	12	1:08.617
16	88	Barry HOLMES	Mini Cooper	1600	SM	13	17:44.361	1 Lap	1:08.791	11	1:08.902
17	52	Michael WILLIAMS	Mini Cooper	1600	SMN	13	17:44.396	1 Lap	1:07.542	12	1:08.572
18	5	Jonathan WILD	Mini Cooper	1600	SMN	13	17:47.731	1 Lap	1:08.371	12	1:08.994
19	17	Chris COCKBURN	Mini Cooper	1600	Gue	13	17:50.510	1 Lap	1:08.845	10	1:09.252
20	323	Trevor CALVIN	Mini Cooper	1600	Gue	13	18:13.891	1 Lap	1:11.428	11	1:11.689

Not classified

DNF	164	Curtis PATERSON	Mini Cooper	1600	SMN			DNF		0
DNS	7	Blair DRYBURGH	Mini Cooper	1600	SMN			DNS		0

Announcements

Race distance increased to 14 Laps - 2 Laps completed behind the Safety Car

Margin of Victory	Avg. Speed	Best Lap Tm	Best Speed	Best Lap by
1.375	60.060	1:02.749	72.684	14 - Rich FLETT

Clerk of the Course
Orbits

Sig : Time :
 Chief Timekeeper : Ian Sharp (SMART Timing)
 Results available at www.smart-timing.co.uk and www.speedhive.com



KMSC/SMRC Final fling meeting
Scottish Mini Cooper & Cooper S Cup
Knockhill 1.267 miles
Race 11 - 2nd Race
06/10/2024 11:35
Race (14 Laps) started at 11:53:25

Lap	Time of Day	Lap Tm	S1	S2	S3	S2Spd	SFSpd	Lap	Time of Day	Lap Tm	S1	S2	S3	S2Spd	SFSpd
12	12:10:06.782	1:10.069	22.379	25.924	21.766	80.9	71.7								
13	12:11:16.034	1:09.252	22.688	26.055	20.509	81.9	71.3								
(323) Trevor CALVIN															
1	11:54:57.326			29.363	28.679	76.1	37.6								
2	11:56:48.501	1:51.175	31.538	43.085	36.552	43.7	32.8								
3	11:59:04.481	2:15.980	33.214	1:06.602	36.164	40.6	48.4								
4	12:00:46.260	1:41.779	37.910	39.414	24.455	58.6	68.8								
5	12:01:59.871	1:13.611	24.463	27.586	21.562	77.1	68.6								
6	12:03:13.339	1:13.468	24.018	27.992	21.458	77.0	68.5								
7	12:04:25.872	1:12.533	24.240	27.114	21.179	77.5	68.9								
8	12:05:38.883	1:13.011	24.236	27.546	21.229	77.9	68.5								
9	12:06:50.609	1:11.726	23.725	26.913	21.088	77.2	68.6								
10	12:08:04.286	1:13.677	23.669	28.803	21.205	75.6	68.8								
11	12:09:15.714	1:11.428	23.496	26.843	21.089	77.6	68.8								
12	12:10:27.726	1:12.012	23.691	27.208	21.113	77.9	68.8								
13	12:11:39.415	1:11.689	23.752	26.695	21.242	78.5	68.3								

Clerk of the Course
Orbits

Sig : **Time :**
Chief Timekeeper : Ian Sharp (SMART Timing)
Results available at www.smart-timing.co.uk and www.speedhive.com


**motor
sport
UK**
**RACE
WITH
RESPECT**

KMSC/SMRC Final fling meeting
Lapchart
Scottish Mini Cooper & Cooper S Cup
Knockhill 1.267 miles
Race 11 - 2nd Race
06/10/2024 11:35
Race (14 Laps) started at 11:53:25


Competitors	Laps														
	1	2	3	4	5	6	7	8	9	10	11	12	13	14	
Ross WILKINSON (21)	1	21	21	21	21	21	21	21	21	21	21	21	97	97	97
Rich FLETT (14)	2	14	14	14	14	14	14	14	14	97	97	97	14	14	77
Jamie BLAKE (97)	3	97	97	97	97	97	97	97	97	14	14	14	77	77	14
Ashleigh MORRIS (77)	4	77	77	77	77	77	77	77	77	77	77	77	21	21	21
Oly MORTIMER (70)	5	70	70	70	70	70	70	70	70	70	70	70	70	70	70
Chad LITTLE (25)	6	25	25	25	25	25	25	25	25	25	25	25	25	25	25
Daniel PATTERSON (18)	7	18	18	18	18	18	18	18	18	91	91	91	91	91	91
Robbie DALGLEISH (91)	8	91	91	91	91	91	91	91	91	18	18	18	18	18	18
Jason BALLANTYNE (22)	9	22	22	22	22	53	22	22	22	22	23	23	23	23	23
Stuart McPHADEN (53)	10	53	53	53	53	22	53	23	23	23	22	22	22	27	27
Ewan ROBERTSON (333)	11	333	333	333	333	23	23	53	53	53	53	53	53	53	22
Chris COCKBURN (17)	12	17	17	17	17	333	333	333	27	27	27	27	27	22	53
Ian MUNRO (23)	13	23	23	23	23	88	88	27	333	12	12	12	12	12	12
Barry HOLMES (88)	14	88	88	88	88	17	27	88	12	333	333	333	88	333	
Ross FOSTER (80)	15	80	80	80	80	27	12	12	88	88	88	88	333	80	
Martin WIJETUNGA (27)	16	27	27	27	27	80	17	17	52	52	52	80	80	88	
Jacob HEAP (12)	17	12	12	12	12	52	80	17	17	17	17	52	52	52	
Michael WILLIAMS (52)	18	52	52	52	52	80	52	80	80	80	80	5	5	5	
Jonathan WILD (5)	19	5	5	5	5	5	5	5	5	5	5	17	17	17	
Trevor CALVIN (323)	20	323	323	323	323	323	323	323	323	323	323	323	323	323	
-	21														
-	22														

Clerk of the Course
Orbits

Sig : **Time :**
Chief Timekeeper : Ian Sharp (SMART Timing)
Results available at www.smart-timing.co.uk and www.speedhive.com
Printed: 06/10/2024 12:14:45


 motor
sport
UK

**RACE
WITH
RESPECT**

KMSC/SMRC Final fling meeting

Scottish Mini Cooper & Cooper S Cup

Knockhill 1.267 miles

Race 20 - 3rd Race

06/10/2024 15:55

Race (9 Laps)

Top 6 from Race 2 reversed

POLE POSITION

2 23 Ian MUNRO	1 27 Martin WIJETUNGA	1
4 91 Robbie DALGLEISH	3 18 Daniel PATTERSON	2
6 70 Oly MORTIMER	5 25 Chad LITTLE	3
8 53 Stuart McPHADEN	7 22 Jason BALLANTYNE	4
10 333 Ewan ROBERTSON	9 12 Jacob HEAP	5
12 88 Barry HOLMES	11 80 Ross FOSTER	6
14 5 Jonathan WILD	13 52 Michael WILLIAMS	7
16 323 Trevor CALVIN	15 17 Chris COCKBURN	8
18 7 Blair DRYBURGH	17 164 Curtis PATERSON	9

Clerk of the Course

Orbits

Sig : Time :
Chief Timekeeper : Ian Sharp (SMART Timing)
Results available at www.smart-timing.co.uk and www.speedhive.com

Printed: 06/10/2024 12:22:36

motor
sport
UK



Bulletin No. _____

KMSC/SMRC Final fling meeting**Sorted on Laps**

Scottish Fiesta ST Cup

Knockhill 1.267 miles

Race 12 - 1st Race

06/10/2024 12:00

Race (12 Laps) started at 12:21:10

Pos	No.	Name	Make/Model	CC	Class	Laps	Total Tm	Diff	Best Tm	In Lap	2nd Best
1	147	Gerry HENDRY	Ford Fiesta ST	2000	ST	9	11:57.834		1:06.788	5	1:07.000
2	83	Sophie KINGHORN	Ford Fiesta ST	2000	STCN	9	11:58.659	0.825	1:06.959	4	1:07.067
3	5	Lorn MURRAY	Ford Fiesta ST	2000	STC	9	12:00.908	3.074	1:07.005	4	1:07.515
4	68	Arran WARD	Ford Fiesta ST	2000	ST	9	12:01.987	4.153	1:07.164	4	1:07.378
5	99	James DICKIE	Ford Fiesta ST	2000	STN	9	12:02.598	4.764	1:07.159	6	1:07.607
6	35	Andrew MACKIE	Ford Fiesta ST	2000	ST	9	12:03.403	5.569	1:07.875	6	1:08.019
7	3	Stewart SCOTT	Ford Fiesta ST	2000	ST	9	12:04.165	6.331	1:08.429	6	1:08.542
8	30	Michael GORDON	Ford Fiesta ST	2000	STN	9	12:05.789	7.955	1:09.528	3	1:09.746
9	58	Kenneth LEES	Ford Fiesta ST	2000	STCN	9	12:06.780	8.946	1:08.834	5	1:08.974
10	17	Angus ROSS	Ford Fiesta ST	2000	STN	9	12:07.464	9.630	1:08.910	5	1:09.004
11	7	Stuart MURRAY	Ford Fiesta ST	2000	STC	9	12:07.926	10.092	1:09.856	4	1:10.050
12	61	Peter CRUICKSHANK	Ford Fiesta ST	2000	ST	9	12:08.868	11.034	1:09.845	6	1:09.859
13	31	Broddy ORR	Ford Fiesta ST	2000	ST	9	12:09.738	11.904	1:07.063	5	1:07.181
14	79	Calum BRUCE	Ford Fiesta ST	2000	STN	9	12:11.332	13.498	1:10.489	5	1:10.681
Not classified											
DNF	21	Kieren PREEDY	Ford Fiesta ST	2000	ST	6	6:50.802	DNF	1:07.103	4	1:07.406

Announcements

RED FLAG after Leader completed 9 Laps - Result declared. Race finished behind the Safety Car
Car No.58 - No working transponder - Please fix before next Race

Margin of Victory	Avg. Speed	Best Lap Tm	Best Speed	Best Lap by
0.825	57.183	1:06.788	68.288	147 - Gerry HENDRY

Clerk of the Course

Orbits

Sig : Time :
Chief Timekeeper : Ian Sharp (SMART Timing)
Results available at www.smart-timing.co.uk and www.speedhive.com

motor
sport
UK**RACE
WITH
RESPECT**

Printed: 06/10/2024 12:38:07



KMSC/SMRC Final fling meeting

Scottish Fiesta ST Cup

Knockhill 1.267 miles

Race 12 - 1st Race

06/10/2024 12:00

Race (12 Laps) started at 12:21:10

Lap	Time of Day	Lap Tm	S1	S2	S3	S2Spd	SFSpd	Lap	Time of Day	Lap Tm	S1	S2	S3	S2Spd	SFSpd
4	12:26:05.635	1:10.730	23.175	27.359	20.196	86.0	77.1								
5	12:27:16.124	1:10.489	22.727	27.207	20.555	85.3	77.0								
6	12:28:26.805	1:10.681	22.943	27.204	20.534	85.8	77.5								
7	12:29:46.576	1:19.771	23.762	33.654	22.355	73.7	70.6								
8	12:31:20.397	1:33.821	26.292	33.339	34.190	41.9	48.6								
9	12:33:21.859	2:01.462	38.565	49.100	33.797	38.3	40.9								

(21) Kieren PREEDY

1	12:22:23.342		26.666	19.834	89.1	81.1	
2	12:23:31.259	1:07.917	21.960	26.284	19.673	88.9	80.8
3	12:24:38.665	1:07.406	21.988	25.745	19.673	88.6	79.9
4	12:25:45.768	1:07.103	21.774	25.725	19.604	88.6	79.1
5	12:26:53.408	1:07.640	21.858	25.948	19.834	88.4	79.1
6	12:28:01.329	1:07.921	21.733	25.993	20.195	88.5	77.0

Clerk of the Course

Orbits

Sig : Time :
 Chief Timekeeper : Ian Sharp (SMART Timing)
 Results available at www.smart-timing.co.uk and www.speedhive.com



motor sport UK

RACE WITH RESPECT



KMSC/SMRC Final fling meeting

Lapchart

Scottish Fiesta ST Cup

Knockhill 1.267 miles

Race 12 - 1st Race

06/10/2024 12:00

Race (12 Laps) started at 12:21:10



Competitors	Laps								
	1	2	3	4	5	6	7	8	9
Gerry HENDRY (147)	147	147	147	147	147	147	147	147	147
Lorn MURRAY (5)	5	5	5	5	5	83	83	83	83
Sophie KINGHORN (83)	83	83	83	83	83	5	5	5	5
Kieren PREEDY (21)	21	21	21	21	21	21	68	68	68
Broddy ORR (31)	31	31	31	31	31	31	99	99	99
Arran WARD (68)	68	68	68	68	68	68	35	35	35
Andrew MACKIE (35)	35	35	99	99	99	99	3	3	3
James DICKIE (99)	99	99	35	35	35	35	30	30	30
Stewart SCOTT (3)	3	3	3	3	3	3	58	58	58
Michael GORDON (30)	30	30	30	30	30	30	17	17	17
Angus ROSS (17)	17	17	58	58	58	58	7	7	7
Kenneth LEES (58)	58	58	17	17	17	17	61	61	61
Stuart MURRAY (7)	7	7	7	7	7	7	31	31	31
Peter CRUICKSHANK (61)	61	61	61	61	61	61	79	79	79
Calum BRUCE (79)	79	79	79	79	79	79			

Clerk of the Course

Orbits

Sig : Time :
 Chief Timekeeper : Ian Sharp (SMART Timing)
 Results available at www.smart-timing.co.uk and www.speedhive.com
 Printed: 06/10/2024 12:40:19



motor sport UK

RACE WITH RESPECT



Bulletin No. _____

KMSC/SMRC Final fling meeting

Scottish Fiesta ST Cup

Knockhill 1.267 miles

Race 18 - 2nd Race

06/10/2024 15:05

Race (12 Laps)

POLE POSITION

2
83 Sophie KINGHORN

1
147 Gerry HENDRY

1

4
68 Arran WARD

3
5 Lorn MURRAY

2

6
35 Andrew MACKIE

5
99 James DICKIE

3

8
30 Michael GORDON

7
3 Stewart SCOTT

4

10
17 Angus ROSS

9
58 Kenneth LEES

5

12
61 Peter CRUICKSHANK

11
7 Stuart MURRAY

6

14
79 Calum BRUCE

13
31 Broddy ORR

7

15
21 Kieren PREEDY

8

Clerk of the Course

Orbits

Sig : Time :
Chief Timekeeper : Ian Sharp (SMART Timing)
Results available at www.smart-timing.co.uk and www.speedhive.com





Bulletin No. _____

KMSC/SMRC Final fling meeting**Sorted on Laps**

Scottish C1 Cup

Knockhill 1.267 miles

Race 131- 1st Race

06/10/2024 12:25

Race (10 Laps) started at 12:47:34

Pos	No.	Name	Make/Model	CC	Class	Laps	Total Tm	Diff	Best Tm	In Lap	2nd Best
1	51	Murray SCOTT	Citroen C1	1000	C1N	10	12:27.602		1:13.661	5	1:14.055
2	24	Ayden WILSON	Citroen C1	1000	C1	10	12:31.708	4.106	1:14.371	4	1:14.492
3	27	James HITCHEN	Citroen C1	1000	C1	10	12:33.773	6.171	1:14.339	7	1:14.504
4	117	Marc NISBET	Citroen C1	1000	C1	10	12:40.577	12.975	1:14.697	3	1:14.857
5	99	Dan MARTIN	Citroen C1	1000	C1	10	12:40.638	13.036	1:14.882	3	1:14.926
6	89	Ross DUNN	Citroen C1	1000	Gue	10	12:41.518	13.916	1:14.680	7	1:15.087
7	77	James McCRACKEN	Citroen C1	1000	C1	10	12:41.539	13.937	1:14.681	3	1:14.899
8	18	Gregor McPHADEN	Citroen C1	1000	C1N	10	12:46.918	19.316	1:15.019	7	1:15.057
9	6	Kenneth DOCK	Citroen C1	1000	C1	10	12:46.976	19.374	1:15.391	8	1:15.723
10	70	Andrew DAVIDSON	Citroen C1	1000	C1	10	12:50.810	23.208	1:15.861	9	1:15.873
11	54	Brayley SHORE	Citroen C1	1000	C1N	10	12:51.774	24.172	1:16.011	5	1:16.054
12	529	Sam MILNE	Citroen C1	1000	Gue	10	12:59.885	32.283	1:15.771	7	1:16.098
13	987	Rob CHALMERS	Citroen C1	1000	Gue	10	13:00.392	32.790	1:16.247	7	1:16.436
14	7	Martin TRACEY	Citroen C1	1000	Gue	10	13:27.985	1:00.383	1:16.843	6	1:16.916
15	61	Ian COCHRANE	Citroen C1	1000	C1	10	13:30.904	1:03.302	1:19.533	9	1:19.748

Margin of Victory	Avg. Speed	Best Lap Tm	Best Speed	Best Lap by
4.106	61.006	1:13.661	61.917	51 - Murray SCOTT

Clerk of the Course

Orbits

Sig : Time :
 Chief Timekeeper : Ian Sharp (SMART Timing)
 Results available at www.smart-timing.co.uk and www.speedhive.com

motor
sport
UK**RACE
WITH
RESPECT**

Printed: 06/10/2024 13:02:22



KMSC/SMRC Final fling meeting

Scottish C1 Cup

Knockhill 1.267 miles

Race 131- 1st Race

06/10/2024 12:25

Race (10 Laps) started at 12:47:34

Lap	Time of Day	Lap Tm	S1	S2	S3	S2Spd	SFSpd	Lap	Time of Day	Lap Tm	S1	S2	S3	S2Spd	SFSpd
3	12:51:33.266	1:16.454	24.916	28.683	22.855	71.3	62.7								
4	12:52:50.034	1:16.768	24.988	28.840	22.940	71.3	62.2								
5	12:54:06.470	1:16.436	24.680	28.905	22.851	70.9	62.5								
6	12:55:23.264	1:16.794	24.258	29.497	23.039	69.5	62.5								
7	12:56:39.511	1:16.247	24.578	28.718	22.951	70.9	62.4								
8	12:58:00.762	1:21.251			23.263	70.3	61.7								
9	12:59:17.824	1:17.062	24.905	29.113	23.044	70.4	62.3								
10	13:00:34.569	1:16.745	24.587	28.860	23.298	70.3	62.0								

(7) Martin TRACEY

1	12:49:02.619			30.451	23.393	70.0	62.2
2	12:50:21.431	1:18.812	26.064	29.401	23.347	69.9	62.0
3	12:51:39.658	1:18.227	25.492	29.324	23.411	70.0	61.6
4	12:52:58.016	1:18.358	25.509	29.388	23.461	69.8	61.2
5	12:54:15.394	1:17.378	25.317	28.747	23.314	70.8	61.6
6	12:55:32.237	1:16.843	25.165	28.691	22.987	70.6	62.2
7	12:56:49.153	1:16.916	25.304	28.501	23.111	70.2	61.9
8	12:58:24.056	1:34.903	40.883	30.636	23.384	69.8	61.6
9	12:59:41.301	1:17.245	25.155	28.640	23.450	70.6	60.5
10	13:01:02.162	1:20.861	25.979	31.321	23.561	65.0	60.8

(61) Ian COCHRANE

1	12:49:02.513			30.346	23.806	67.7	59.3
2	12:50:23.294	1:20.781	26.780	30.277	23.724	67.4	59.2
3	12:51:44.070	1:20.776	26.509	30.408	23.859	67.0	58.8
4	12:53:04.585	1:20.515	26.412	30.462	23.641	66.6	57.6
5	12:54:25.221	1:20.636	26.436	30.414	23.786	66.8	57.7
6	12:55:45.227	1:20.006	26.111	30.092	23.803	67.4	57.7
7	12:57:05.562	1:20.335	26.166	30.431	23.738	67.0	58.2
8	12:58:25.800	1:20.238	26.419	30.292	23.527	67.8	59.1
9	12:59:45.333	1:19.533	25.990	30.030	23.513	67.6	59.1
10	13:01:05.081	1:19.748	25.908	30.184	23.656	66.6	58.7

Clerk of the Course

Orbits

Sig : Time :
 Chief Timekeeper : Ian Sharp (SMART Timing)
 Results available at www.smart-timing.co.uk and www.speedhive.com



motor sport UK

RACE WITH RESPECT



KMSC/SMRC Final fling meeting

Lapchart

Scottish C1 Cup

Knockhill 1.267 miles

Race 131- 1st Race

06/10/2024 12:25

Race (10 Laps) started at 12:47:34



Competitors	Laps										
	1	2	3	4	5	6	7	8	9	10	
Murray SCOTT (51)	1	51	51	51	51	51	51	51	51	51	51
Marc NISBET (117)	2	117	24	24	24	24	24	24	24	24	24
Ayden WILSON (24)	3	24	117	117	117	117	27	27	27	27	27
James McCracken (77)	4	77	27	27	27	27	99	99	99	99	117
James HITCHEN (27)	5	27	99	99	99	99	117	117	77	117	99
Dan MARTIN (99)	6	99	77	77	77	77	77	77	117	77	89
Ross DUNN (89)	7	89	89	89	18	18	89	89	89	89	77
Gregor McPHADEN (18)	8	18	18	18	89	89	6	6	6	6	18
Kenneth DOCK (6)	9	6	6	6	6	6	18	18	18	18	6
Andrew DAVIDSON (70)	10	70	70	70	70	70	70	70	70	70	70
Brayley SHORE (54)	11	54	54	54	54	54	54	54	54	54	54
Rob CHALMERS (987)	12	987	987	987	987	987	987	987	529	529	529
Sam MILNE (529)	13	529	529	529	529	529	529	529	987	987	987
Ian COCHRANE (61)	14	61	7	7	7	7	7	7	7	7	7
Martin TRACEY (7)	15	7	61	61	61	61	61	61	61	61	61

Clerk of the Course

Orbits

Sig : Time :
 Chief Timekeeper : Ian Sharp (SMART Timing)
 Results available at www.smart-timing.co.uk and www.speedhive.com
 Printed: 06/10/2024 13:02:55



motor sport UK

RACE WITH RESPECT



KMSC/SMRC Final fling meeting

Scottish C1 Cup

Knockhill 1.267 miles

Race 19 - 2nd Race

06/10/2024 15:30

Race (10 Laps)

Top 6 reversed from Race 1

POLE POSITION

2	99 Dan MARTIN
4	27 James HITCHEN
6	51 Murray SCOTT
8	18 Gregor McPHADEN
10	70 Andrew DAVIDSON
12	529 Sam MILNE
14	7 Martin TRACEY

1	89 Ross DUNN
3	117 Marc NISBET
5	24 Ayden WILSON
7	77 James McCRACKEN
9	6 Kenneth DOCK
11	54 Brayley SHORE
13	987 Rob CHALMERS
15	61 Ian COCHRANE

1
2
3
4
5
6
7
8

Clerk of the Course

Orbits

Sig : Time :
Chief Timekeeper : Ian Sharp (SMART Timing)
Results available at www.smart-timing.co.uk and www.speedhive.com





KMSC/SMRC Final fling meeting

Sorted on Laps

Pick-Up Racing

Knockhill 1.267 miles

Race 14 - 3rd Race

06/10/2024 13:30

Race (15 Laps) started at 13:40:42

Pos	No.	Name	Make/Model	CC	Class	Laps	Total Tm	Diff	Best Tm	In Lap	2nd Best
1	30	Matt SIMPSON	Pick Up Truck	2000	PU	15	16:07.709		1:02.699	12	1:02.752
2	72	Allen COOPER	Pick Up Truck	2000	PU	15	16:14.019	6.310	1:03.568	11	1:03.602
3	65	Mark WILLIS	Pick Up Truck	2000	PU	15	16:14.281	6.572	1:03.354	11	1:03.429
4	42	Jonathan HADFIELD	Pick Up Truck	2000	PU	15	16:15.008	7.299	1:03.266	10	1:03.400
5	89	Chris BROCKHURST	Pick Up Truck	2000	PU	15	16:18.441	10.732	1:03.884	15	1:03.961
6	68	Eric BOULTON	Pick Up Truck	2000	PU	15	16:19.228	11.519	1:03.859	14	1:03.928
7	83	Dale GENT	Pick Up Truck	2000	PU	15	16:22.921	15.212	1:02.979	15	1:03.272
8	5	Daniel FISHER	Pick Up Truck	2000	PU	15	16:25.885	18.176	1:03.827	15	1:03.918
9	84	Matt MOORE	Pick Up Truck	2000	PU	15	16:32.448	24.739	1:03.754	13	1:04.387
10	52	James GOLDSTRAW	Pick Up Truck	2000	PU	15	16:33.721	26.012	1:04.534	15	1:04.702
11	93	Michael SMITH	Pick Up Truck	2000	PU	15	16:43.502	35.793	1:05.074	6	1:05.420
12	77	Chris LAND	Pick Up Truck	2000	PU	15	16:57.268	49.559	1:06.108	7	1:06.538
Not classified											
DNF	44	Ryan HADFIELD	Pick Up Truck	2000	PU	11	11:48.790	DNF	1:03.548	11	1:03.574

Margin of Victory	Avg. Speed	Best Lap Tm	Best Speed	Best Lap by
6.310	70.695	1:02.699	72.742	30 - Matt SIMPSON

Clerk of the Course

Orbits

Sig : Time :
Chief Timekeeper : Ian Sharp (SMART Timing)

Results available at www.smart-timing.co.uk and www.speedhive.com





KMSC/SMRC Final fling meeting

Pick-Up Racing

Knockhill 1.267 miles

Race 14 - 3rd Race

06/10/2024 13:30

Race (15 Laps) started at 13:40:42

Table with columns: Lap, Time of Day, Lap Tm, S1, S2, S3, S2Spd, SFSpd. Driver: (30) Matt SIMPSON.

Table with columns: Lap, Time of Day, Lap Tm, S1, S2, S3, S2Spd, SFSpd. Driver: (72) Allen COOPER.

Table with columns: Lap, Time of Day, Lap Tm, S1, S2, S3, S2Spd, SFSpd. Driver: (65) Mark WILLIS.

Table with columns: Lap, Time of Day, Lap Tm, S1, S2, S3, S2Spd, SFSpd. Driver: (42) Jonathan HADFIELD.

Table with columns: Lap, Time of Day, Lap Tm, S1, S2, S3, S2Spd, SFSpd. Driver: (89) Chris BROCKHURST.

Table with columns: Lap, Time of Day, Lap Tm, S1, S2, S3, S2Spd, SFSpd. Driver: (68) Eric BOULTON.

Table with columns: Lap, Time of Day, Lap Tm, S1, S2, S3, S2Spd, SFSpd. Driver: (83) Dale GENT.

Table with columns: Lap, Time of Day, Lap Tm, S1, S2, S3, S2Spd, SFSpd. Driver: (5) Daniel FISHER.

Table with columns: Lap, Time of Day, Lap Tm, S1, S2, S3, S2Spd, SFSpd. Driver: (84) Matt MOORE.

Clerk of the Course

Sig : Time : Chief Timekeeper : Ian Sharp (SMART Timing) Results available at www.smart-timing.co.uk and www.speedhive.com Printed: 06/10/2024 13:59:34

Orbits





KMSC/SMRC Final fling meeting

Pick-Up Racing

Knockhill 1.267 miles

Race 14 - 3rd Race

06/10/2024 13:30

Race (15 Laps) started at 13:40:42

Lap	Time of Day	Lap Tm	S1	S2	S3	S2Spd	SFSpd	Lap	Time of Day	Lap Tm	S1	S2	S3	S2Spd	SFSpd
11	13:52:56.440	1:05.195	21.113	25.366	18.716	101.1	92.3								
12	13:54:02.360	1:05.920	21.319	25.647	18.954	101.7	93.3								
13	13:55:06.114	1:03.754	20.391	24.904	18.459	100.5	92.9								
14	13:56:10.994	1:04.880	20.573	25.589	18.718	100.8	92.9								
15	13:57:15.381	1:04.387	20.768	25.015	18.604	100.9	90.3								

(52) James GOLDSTRAW

1	13:41:57.669	1:12.970	25.203	27.662	20.105	93.3	91.8
2	13:43:04.906	1:07.237	21.964	25.969	19.304	99.9	91.4
3	13:44:11.538	1:06.632	21.491	25.618	19.523	99.7	92.7
4	13:45:18.693	1:07.155	21.452	26.324	19.379	98.7	92.6
5	13:46:24.512	1:05.819	20.912	25.728	19.179	98.8	93.5
6	13:47:29.593	1:05.081	20.861	25.167	19.053	100.5	93.2
7	13:48:34.875	1:05.282	20.899	25.466	18.917	100.8	92.6
8	13:49:39.905	1:05.030	21.029	25.068	18.933	101.4	93.5
9	13:50:45.490	1:05.585	20.658	25.115	19.812	100.6	91.7
10	13:51:50.821	1:05.331	21.266	25.364	18.701	98.4	91.6
11	13:52:55.682	1:04.861	21.190	25.115	18.556	100.9	91.4
12	13:54:02.622	1:06.940	21.688	25.732	19.520	100.3	91.3
13	13:55:07.418	1:04.796	20.818	25.424	18.554	99.7	92.6
14	13:56:12.120	1:04.702	20.555	25.334	18.813	99.9	92.2
15	13:57:16.654	1:04.534	20.972	25.202	18.360	99.9	93.3

(93) Michael SMITH

1	13:41:56.319	1:11.931	24.754	27.094	20.083	98.0	91.9
2	13:43:03.754	1:07.435	21.947	26.255	19.233	99.1	93.6
3	13:44:10.148	1:06.394	21.106	26.038	19.250	99.4	93.9
4	13:45:16.336	1:06.188	21.401	25.858	18.929	100.2	93.7
5	13:46:21.760	1:05.424	20.761	25.658	19.005	100.0	94.1
6	13:47:26.834	1:05.074	20.681	25.336	19.057	99.1	92.8
7	13:48:32.254	1:05.420	20.670	25.544	19.206	98.8	92.7
8	13:49:37.917	1:05.663	20.925	25.696	19.042	97.8	91.3
9	13:50:44.355	1:06.438	21.085	25.591	19.762	96.1	91.7
10	13:51:51.319	1:06.964	21.939	25.628	19.397	93.1	90.3
11	13:52:57.566	1:06.247	21.542	25.723	18.982	98.0	91.3
12	13:54:04.454	1:06.888	21.135	25.913	19.840	97.0	86.1
13	13:55:11.073	1:06.619	21.353	25.765	19.501	95.5	88.8
14	13:56:18.149	1:07.076	21.517	25.855	19.704	93.2	86.9
15	13:57:26.435	1:08.286	21.855	26.121	20.310	92.6	80.1

(77) Chris LAND

1	13:41:59.063	1:13.905	25.466	28.008	20.431	92.8	87.4
2	13:43:07.193	1:08.130	21.898	26.599	19.633	94.7	88.5
3	13:44:15.181	1:07.988	21.628	26.585	19.775	94.5	88.3
4	13:45:21.902	1:06.721	21.532	26.017	19.172	94.9	89.4
5	13:46:29.612	1:07.710	21.631	26.854	19.225	95.3	89.6
6	13:47:36.746	1:07.134	21.482	26.267	19.385	93.9	88.3
7	13:48:42.854	1:06.108	21.222	25.633	19.253	96.0	89.0
8	13:49:50.618	1:07.764	21.326	27.104	19.334	95.3	90.0
9	13:50:57.474	1:06.856	21.217	26.360	19.279	93.9	88.5
10	13:52:04.091	1:06.617	21.149	26.244	19.224	94.8	88.2
11	13:53:10.629	1:06.538	21.036	26.165	19.337	95.6	89.0
12	13:54:18.208	1:07.579	21.392	26.608	19.579	95.1	87.8
13	13:55:25.307	1:07.099	21.255	26.306	19.538	95.1	88.1
14	13:56:32.509	1:07.202	21.245	25.992	19.965	95.9	87.4
15	13:57:40.201	1:07.692	21.525	26.244	19.923	94.9	88.1

(44) Ryan HADFIELD

1	13:41:52.406	1:08.604	23.437	26.173	18.994		94.5
2	13:42:56.981	1:04.575	20.885	25.245	18.445	100.6	94.0
3	13:44:01.177	1:04.196	20.831	24.968	18.397		94.0
4	13:45:05.134	1:03.957	20.927	24.847	18.183	101.8	93.2
5	13:46:09.154	1:04.020	20.915	24.933	18.172	101.5	94.0
6	13:47:12.924	1:03.770	20.854	24.768	18.148	101.5	93.9
7	13:48:17.056	1:04.132	20.631	24.844	18.657	101.7	93.7
8	13:49:20.802	1:03.746	20.695	24.827	18.224	101.5	93.9
9	13:50:24.601	1:03.799	20.734	25.006	18.059		94.1
10	13:51:28.175	1:03.574	20.579	24.767	18.228	100.8	93.2
11	13:52:31.723	1:03.548	20.598	24.604	18.346	101.7	94.1

Clerk of the Course Orbits

Sig : Time :
 Chief Timekeeper : Ian Sharp (SMART Timing)
 Results available at www.smart-timing.co.uk and www.speedhive.com
 Printed: 06/10/2024 13:59:34





KMSC/SMRC Final fling meeting

Lapchart

Pick-Up Racing

Knockhill 1.267 miles

Race 14 - 3rd Race

06/10/2024 13:30

Race (15 Laps) started at 13:40:42



Competitors	Laps																
	0	1	2	3	4	5	6	7	8	9	10	11	12	13	14	15	
Mark WILLIS (65)	1	65	42	44	44	44	44	44	44	44	44	44	44	30	30	30	30
Jonathan HADFIELD (42)	2	42	44	42	42	42	72	72	72	72	30	30	30	72	72	72	72
Allen COOPER (72)	3	72	65	65	72	72	42	42	30	30	72	72	72	42	42	42	65
Chris BROCKHURST (89)	4	89	72	83	65	65	65	30	42	42	42	42	42	65	65	65	42
Dale GENT (83)	5	83	83	72	89	30	30	65	65	65	65	65	65	89	89	89	89
Ryan HADFIELD (44)	6	44	89	89	30	89	89	89	89	89	89	89	89	68	68	68	68
Eric BOULTON (68)	7	68	68	68	68	68	68	68	68	68	68	68	68	83	83	83	83
Daniel FISHER (5)	8	5	5	30	5	93	93	93	93	93	5	5	5	5	5	5	5
Matt SIMPSON (30)	9	30	30	5	93	5	5	5	5	5	93	83	83	84	84	84	84
Michael SMITH (93)	10	93	93	93	52	52	52	52	52	52	83	52	52	52	52	52	52
Matt MOORE (84)	11	84	52	52	84	84	84	84	84	84	52	84	84	93	93	93	93
James GOLDSTRAW (52)	12	52	84	84	77	77	83	83	83	83	84	93	93	77	77	77	77
Chris LAND (77)	13	77	77	77	83	83	77	77	77	77	77	77	77				

Clerk of the Course

Orbits

Sig : **Time :**
Chief Timekeeper : Ian Sharp (SMART Timing)
Results available at www.smart-timing.co.uk and www.speedhive.com
Printed: 06/10/2024 13:59:57



**KMSC/SMRC Final fling meeting****Sorted on Laps****KMSC Modsports Race Championship****Knockhill 1.267 miles****Race 15 - 3rd Race****06/10/2024 13:55****Race (15:00 and 1 Laps) started at 14:14:35**

Pos	No.	Name	Make/Model	CC	Class	Laps	Total Tm	Diff	Best Tm	In Lap	2nd Best
1	137	Andrew GALLACHER	Mitsubishi Evo 8	2200	C	17	16:54.043		57.142	10	57.579
2	8	Gordon DUNCAN	Radical PR6	1340	B	17	17:03.391	9.348	56.412	12	56.614
3	5	Lindsay McCracken	Radical SR3	1500	B	17	17:13.979	19.936	56.818	12	56.947
4	155	Adam KINDNESS	Subaru Impreza	2350T	F	17	17:45.486	51.443	59.144	8	59.299
5	32	Shaun DAVIDSON	BMW Compact	3200	F	16	17:04.394	1 Lap	1:00.564	12	1:00.568
6	63	Graham ROBERTSON	BMW 135	3000	F	16	17:19.218	1 Lap	1:02.037	10	1:02.210
7	19	Harvey GILLANDERS	Honda EP3	2400	F	16	17:22.689	1 Lap	1:02.485	10	1:02.802
8	86	Adam MORRISON	Mini Cooper S	1998	G	16	17:39.320	1 Lap	1:03.045	9	1:03.196
9	85	David JOYCE	Renault Clio 182	1998	G	16	18:18.371	1 Lap	1:03.683	11	1:03.924
10	14	Michael IMRIE	Renault Clio 197	1998	G	15	17:00.755	2 Laps	1:05.162	10	1:05.183
11	26	James STRACHAN	Ford Fiesta	1600	G	15	17:03.364	2 Laps	1:04.853	6	1:04.888
12	18	Richard SUTHERLAND	BMW 318i Compact	1895	J	15	17:46.779	2 Laps	1:08.527	10	1:08.536
13	55	Fiona KINDNESS	Mini Cooper	1600	J	14	17:06.151	3 Laps	1:08.746	9	1:09.325

Not classified

DNF	31	Natalie COWIE	Mini Cooper S R53	1600	G	11	11:50.737	DNF	1:03.323	9	1:03.354
DNF	333	Iain BLACKLEY	Ford Puma	1679T	F	2	2:12.783	DNF	1:03.635	2	
DNS	21	Louise STRACHAN	Mini Cooper S	1600	G			DNS		0	
DNS	2	Andy FORREST	Radical SR1	1340	A			DNS		0	
DNS	10	Mark THOMSON	Radical SR8 RS	1500	A			DNS		0	
DNS	79	Paul BRYDON	Solution F BMW M3	3500	A			DNS		0	
DNS	90	William PATERSON	Radical PR6	1340	B			DNS		0	

Margin of Victory	Avg. Speed	Best Lap Tm	Best Speed	Best Lap by
9.348	76.461	56.412	80.849	8 - Gordon DUNCAN

Clerk of the Course**Orbits**

Sig : Time :
 Chief Timekeeper : Ian Sharp (SMART Timing)
 Results available at www.smart-timing.co.uk and www.speedhive.com



PICKUP TRUCK RACING CHAMPIONSHIP

CIRCUIT KNOCKHILL

ROUND 22


BULLETIN NO:

ISSUED AT:

SIGNED:

B HOWARD

ROW 13		
ROW 12		
ROW 11		
ROW 10		
ROW 9		
ROW 8		
ROW 7	77 Chris Land	
ROW 6	52 James Goldstraw	93 Michael Smith
ROW 5	5 Dan Fisher	84 Matt Moore
ROW 4	30 Matt Simpson	44 Ryan Hadfield
ROW 3	89 Chris Brockhurst	72 Allen Cooper
ROW 2	65 Mark Willis	83 Dale Gent
ROW 1	68 Eric Boulton	42 Jonathan Hadfield





KMSC/SMRC Final fling meeting

KMSC Modsports Race Championship

Knockhill 1.267 miles

Race 15 - 3rd Race

06/10/2024 13:55

Race (15:00 and 1 Laps) started at 14:14:35

Lap	Time of Day	Lap Tm	S1	S2	S3	S2Spd	SFSpd
(85) David JOYCE							
1	14:15:51.246			25.952	19.571	94.8	87.2
2	14:16:56.634	1:05.388	21.555	24.957	18.876	94.8	88.2
3	14:18:01.537	1:04.903	21.180	24.763	18.960	95.1	88.8
4	14:19:06.958	1:05.421	21.415	24.923	19.083	95.1	86.7
5	14:20:11.703	1:04.745	21.341	24.493	18.911	94.7	88.2
6	14:21:15.846	1:04.143	21.026	24.341	18.776	95.6	88.1
7	14:22:19.770	1:03.924	21.011	24.430	18.483	94.9	88.2
8	14:23:24.711	1:04.941	21.093	24.529	19.319	94.4	86.4
9	14:24:29.159	1:04.448	21.224	24.578	18.646	94.8	88.3
10	14:25:34.227	1:05.068	21.542	24.772	18.754	94.3	87.4
11	14:26:37.910	1:03.683	21.041	24.338	18.304	94.8	87.6
12	14:27:49.909	1:11.999	23.328	29.058	19.613	92.7	87.3
13	14:29:01.299	1:11.390	23.097	28.164	20.129	90.9	87.0
14	14:30:15.503	1:14.204	24.777	29.599	19.828	90.4	86.5
15	14:31:28.886	1:13.383	24.390	29.230	19.763	90.7	86.5
16	14:32:54.082	1:25.196	25.780	32.035	27.381	58.0	70.5

(14) Michael IMRIE							
1	14:15:49.357			25.543	19.401	95.2	86.8
2	14:16:55.161	1:05.804	21.334	25.176	19.294	95.9	87.2
3	14:18:00.852	1:05.691	21.084	25.471	19.136	96.0	86.7
4	14:19:06.662	1:05.810	20.846	25.754	19.210	95.1	87.0
5	14:20:12.517	1:05.855	21.085	25.220	19.550	96.3	86.0
6	14:21:17.934	1:05.417	20.960	25.170	19.287	95.7	86.1
7	14:22:23.117	1:05.183	20.861	25.292	19.030	95.2	87.2
8	14:23:29.481	1:06.364	22.386	25.066	18.912	95.3	86.9
9	14:24:34.896	1:05.415	21.055	25.145	19.215	93.9	87.8
10	14:25:40.058	1:05.162	20.741	25.309	19.112	94.5	86.9
11	14:26:45.805	1:05.747	21.402	25.386	18.959	94.4	86.8
12	14:27:56.713	1:10.908	21.570	29.522	19.816	90.7	85.9
13	14:29:08.832	1:12.119	23.568	28.913	19.638	92.9	85.8
14	14:30:21.961	1:13.129	23.497	29.474	20.158	90.6	85.7
15	14:31:36.466	1:14.505	24.234	29.886	20.385	91.2	85.1

(26) James STRACHAN							
1	14:15:52.194			26.365	19.551	98.5	89.8
2	14:16:58.564	1:06.370	22.019	25.413	18.938	99.4	90.0
3	14:18:04.811	1:06.247	21.679	25.270	19.298	98.8	89.8
4	14:19:10.177	1:05.366	21.571	25.018	18.777	99.0	89.2
5	14:20:15.320	1:05.143	21.515	25.012	18.616	100.3	90.1
6	14:21:20.173	1:04.853	21.296	24.729	18.828	99.9	90.0
7	14:22:25.168	1:04.995	21.151	25.043	18.801	99.6	90.2
8	14:23:30.240	1:05.072	21.845	24.568	18.659	100.6	89.8
9	14:24:35.342	1:05.102	21.043	24.937	19.122	100.3	90.4
10	14:25:40.230	1:04.888	21.098	24.708	19.082	98.7	89.7
11	14:26:46.031	1:05.801	21.443	25.173	19.185	99.3	90.2
12	14:27:57.844	1:11.813	21.849	30.416	19.548	95.7	89.1
13	14:29:11.638	1:13.794	24.521	29.467	19.806	96.0	87.8
14	14:30:23.858	1:12.220	24.177	28.550	19.493	95.2	89.4
15	14:31:39.075	1:15.217	25.277	30.050	19.890	96.1	89.4

(18) Richard SUTHERLAND							
1	14:15:54.801						76.7
2	14:17:04.520	1:09.719	22.652				76.6
3	14:18:13.857	1:09.337	22.411				77.0
4	14:19:22.938	1:09.081	22.544				76.9
5	14:20:32.529	1:09.591	22.575				76.9
6	14:21:41.687	1:09.158	22.631				76.8
7	14:22:50.708	1:09.021	22.267				77.0
8	14:24:00.650	1:09.942	22.595				76.9
9	14:25:09.186	1:08.536	22.342				77.4
10	14:26:17.713	1:08.527	22.334				76.7
11	14:27:26.462	1:08.749	22.442				77.0
12	14:28:39.363	1:12.901	23.385				76.9
13	14:29:53.222	1:13.859	24.343				77.0
14	14:31:08.063	1:14.841	24.670				76.6
15	14:32:22.490	1:14.427	24.248				76.8

(55) Fiona KINDNESS							
1	14:15:56.837			27.712	21.417	82.2	73.9
2	14:17:08.218	1:11.381	23.254	27.003	21.124	81.9	74.2
3	14:18:18.677	1:10.459	22.642	26.730	21.087	81.5	74.6

Clerk of the Course

Sig : Time :
 Chief Timekeeper : Ian Sharp (SMART Timing)
 Results available at www.smart-timing.co.uk and www.speedhive.com

Orbits





KMSC/SMRC Final fling meeting

Lapchart

KMSC Modsports Race Championship

Knockhill 1.267 miles

Race 15 - 3rd Race

06/10/2024 13:55

Race (15:00 and 1 Laps) started at 14:14:35



Competitors	Laps																	
		1	2	3	4	5	6	7	8	9	10	11	12	13	14	15	16	17
Andrew GALLACHER (137)	1	137	137	137	137	137	137	137	137	137	137	137	137	137	137	137	137	137
Adam KINDNESS (155)	2	155	155	155	155	155	155	155	155	8	8	8	8	8	8	8	8	8
Gordon DUNCAN (8)	3	8	8	8	8	8	8	8	8	5	5	5	5	5	5	5	5	5
Shaun DAVIDSON (32)	4	32	32	32	32	5	5	5	5	155	155	155	155	155	155	155	155	155
Iain BLACKLEY (333)	5	333	333	5	5	32	32	32	32	32	32	32	32	32	32	32	32	32
Natalie COWIE (31)	6	31	31	31	19	19	19	19	19	63	63	19	63	63	63	63	63	63
Adam MORRISON (86)	7	86	5	19	31	86	86	86	63	19	19	63	19	19	19	19	19	19
Harvey GILLANDERS (19)	8	19	86	86	86	31	63	63	86	86	86	86	86	86	86	86	86	86
Michael IMRIE (14)	9	14	19	63	63	63	31	31	31	31	31	31	85	85	85	85	85	85
Lindsay McCracken (5)	10	5	63	14	14	85	85	85	85	85	85	85	14	14	14	14	14	14
Graham ROBERTSON (63)	11	63	14	85	85	14	14	14	14	14	14	14	26	26	26	26	26	26
David JOYCE (85)	12	85	85	26	26	26	26	26	26	26	26	26	18	18	18	18	18	18
James STRACHAN (26)	13	26	26	18	18	18	18	18	18	18	18	18	55	55	55			
Richard SUTHERLAND (18)	14	18	18	55	55	55	55	55	55	55	55	55						
Fiona KINDNESS (55)	15	55	55															
-	16																	
-	17																	
-	18																	
-	19																	
-	20																	

Clerk of the Course Orbits

Sig : Time :
Chief Timekeeper : Ian Sharp (SMART Timing)
Results available at www.smart-timing.co.uk and www.speedhive.com
Printed: 06/10/2024 14:34:57



**KMSC/SMRC Final fling meeting****Sorted on Laps**

Scottish Legends Cars Championship

Knockhill 1.267 miles

Race 16 - Heat 2b

06/10/2024 14:20

Race (8 Laps) started at 14:42:45

Pos	No.	Name	Make/Model	CC	Class	Laps	Total Tm	Diff	Best Tm	In Lap	2nd Best
1	8	Ben MASON	Legend Coupe	1250	L T	8	9:21.999		1:08.192	6	1:08.295
2	71	Ryan McLEISH	Legend Coupe	1250	L	8	9:23.378	1.379	1:08.692	8	1:08.782
3	77	Michael WEDDELL	Legend Coupe	1250	L R	8	9:34.195	12.196	1:08.840	8	1:09.797
4	24	Matthew PAPE	Legend Coupe	1250	L	8	9:34.997	12.998	1:08.205	8	1:08.763
5	9	Colin ATKINSON	Legend Coupe	899	L	8	9:36.192	14.193	1:09.246	8	1:10.523
6	28	David ALLAN	Legend Coupe	890	L	8	9:38.654	16.655	1:09.730	8	1:10.722
7	52	Stewart BLACK	Legend Coupe	1250	L	8	9:39.428	17.429	1:08.703	8	1:09.963
8	14	Daniel CLARK	Legend Coupe	890	L	8	9:41.692	19.693	1:09.929	8	1:10.250
9	95	Maxim POPELYUSHKO	Legend Coupe	850	L	8	9:42.338	20.339	1:10.148	8	1:10.179
10	85	Mark BEATY	Legend Coupe	1250	L	8	9:45.015	23.016	1:09.632	8	1:10.347
11	282	Grant DAVISON	Legend Coupe	890	L	8	9:48.412	26.413	1:10.562	8	1:10.828
12	127	Phil ROWLANDS	Legend Coupe	1250	L R	8	9:56.810	34.811	1:10.626	8	1:10.835
13	86	Jon CRITCHLOW	Legend Sedan	1250	L	8	9:58.918	36.919	1:11.131	7	1:11.340
14	27	Grant HUNTER	Legend Coupe	890	L R	8	10:01.587	39.588	1:11.499	7	1:11.791
15	21	Mark MULHOLLAND	Legend Coupe	1250	L R	8	10:06.528	44.529	1:12.360	8	1:12.607
16	15	Elby CLARK	Legend Coupe	890	L	8	10:21.348	59.349	1:12.449	8	1:13.792
17	5	Christopher WALLACE	Legend Coupe	1250	L R	8	10:26.998	1:04.999	1:12.623	8	1:13.235
18	17	Billy WAIT	Legend Coupe	1250	L	8	10:29.077	1:07.078	1:10.974	8	1:11.417
19	53	Stuart ROBERTSON	Legend Coupe	850	L	8	10:35.886	1:13.887	1:16.803	8	1:17.853
20	6	Gary ATKINSON	Legend Sedan-Van	899	L R	7	9:22.281	1 Lap	1:14.491	6	1:15.660
21	733	Keith ATKINSON	Legend Coupe	1250	Gue	7	9:24.393	1 Lap	1:15.217	6	1:15.578
22	333	Bill READ	Legend Coupe	890	L	7	9:28.632	1 Lap	1:16.064	6	1:18.111
Not classified											
DNF	55	Stuart McANDREW	Legend Coupe	1250	L	1	1:26.979	DNF	1:23.525	1	

Margin of Victory**Avg. Speed****Best Lap Tm****Best Speed****Best Lap by**

1.379

64.923

1:08.192

66.882

8 - Ben MASON

Clerk of the Course**Orbits**

Sig : Time :

Chief Timekeeper : Ian Sharp (SMART Timing)

Results available at www.smart-timing.co.uk and www.speedhive.com

Printed: 06/10/2024 14:54:48





KMSC/SMRC Final fling meeting

Scottish Legends Cars Championship

Knockhill 1.267 miles

Race 16 - Heat 2b

06/10/2024 14:20

Race (8 Laps) started at 14:42:45

Lap	Time of Day	Lap Tm	S1	S2	S3	S2Spd	SFSpd
7	14:51:40.068	1:12.607	23.949	28.396	20.262	90.7	85.6
8	14:52:52.428	1:12.360	23.331	27.455	21.574	91.3	79.0

(15) Elby CLARK

1	14:44:15.164	1:25.524	29.825	32.987	22.712	84.1	83.2
2	14:45:34.627	1:19.463	26.291	31.544	21.628	88.6	85.6
3	14:46:54.025	1:19.398	25.706	31.655	22.037	90.0	85.3
4	14:48:11.001	1:16.976	24.329	31.081	21.566	89.7	85.7
5	14:49:26.155	1:15.154	24.098	29.484	21.572	88.5	82.3
6	14:50:41.007	1:14.852	24.007	29.362	21.483	88.6	81.3
7	14:51:54.799	1:13.792	23.761	29.087	20.944	89.7	83.8
8	14:53:07.248	1:12.449	23.615	28.032	20.802	91.1	84.7

(5) Christopher WALLACE

1	14:44:16.034	1:25.712	29.683	33.346	22.683	81.4	81.7
2	14:45:36.144	1:20.110	26.064	31.677	22.369	85.9	83.1
3	14:46:54.511	1:18.367	24.973	31.567	21.827	84.2	83.6
4	14:48:12.143	1:17.632	24.469	31.529	21.634	85.3	84.3
5	14:49:31.180	1:19.037	24.182	30.581	24.274	85.5	85.1
6	14:50:47.040	1:15.860	23.436	30.948	21.476	87.0	84.0
7	14:52:00.275	1:13.235	23.547	28.654	21.034	89.6	83.1
8	14:53:12.898	1:12.623	23.168	28.454	21.001	91.2	82.8

(17) Billy WAIT

1	14:44:39.126	1:47.757	28.868	56.684	22.205	81.0	83.0
2	14:45:54.126	1:15.000	23.036	30.113	21.851	86.6	81.7
3	14:47:09.185	1:15.059	23.609	29.599	21.851	88.9	80.6
4	14:48:23.727	1:14.542	23.559	29.220	21.763	89.7	82.5
5	14:49:39.153	1:15.426	23.712	30.369	21.345	93.1	81.9
6	14:50:52.586	1:13.433	22.854	29.483	21.096	90.1	86.1
7	14:52:04.003	1:11.417	23.097	27.761	20.559	91.3	83.6
8	14:53:14.977	1:10.974	22.759	27.638	20.577	90.3	82.0

(53) Stuart ROBERTSON

1	14:44:12.211	1:24.770	29.764	32.598	22.408	82.6	82.6
2	14:45:33.059	1:20.848	25.117	32.742	22.989	80.6	83.5
3	14:46:53.287	1:20.228	26.615	31.750	21.863	87.4	84.7
4	14:48:11.145	1:17.858	24.674	31.139	22.045	85.7	82.8
5	14:49:29.035	1:17.890	24.827	30.661	22.402	83.4	81.4
6	14:50:47.130	1:18.095	25.175	31.065	21.855	86.1	82.3
7	14:52:04.983	1:17.853	24.934	31.019	21.900	85.1	83.9
8	14:53:21.786	1:16.803	24.576	30.591	21.636	87.2	83.5

(6) Gary ATKINSON

1	14:44:23.620	1:35.316	28.571	42.277	24.468	84.0	69.5
2	14:45:44.884	1:21.264	26.498	32.601	22.165	80.4	84.5
3	14:47:04.169	1:19.285	25.641	31.358	22.286	86.7	84.0
4	14:48:21.989	1:17.820	24.239	31.389	22.192	85.7	85.4
5	14:49:38.030	1:16.041	23.662	30.607	21.772	85.3	81.6
6	14:50:52.521	1:14.491	23.362	29.673	21.456	87.7	83.4
7	14:52:08.181	1:15.660	24.168	29.698	21.794	87.4	80.5

(733) Keith ATKINSON

1	14:44:20.605	1:28.720	30.663	34.681	23.376	81.8	84.2
2	14:45:43.481	1:22.876	26.735	33.739	22.402	87.5	82.7
3	14:47:03.051	1:19.570	26.537	30.628	22.405	89.7	84.3
4	14:48:22.141	1:19.090	24.926	31.499	22.665	86.5	83.2
5	14:49:39.498	1:17.357	24.849	30.592	21.916	88.6	84.1
6	14:50:54.715	1:15.217	24.406	29.126	21.685	90.6	83.6
7	14:52:10.293	1:15.578	23.932	29.872	21.774	86.5	84.1

(333) Bill READ

1	14:44:19.755	1:28.154	30.323	34.880	22.951	82.2	80.6
2	14:45:42.887	1:23.132	27.302	33.394	22.436	87.5	79.6
3	14:47:01.899	1:19.012	25.947	31.411	21.654	87.7	83.3
4	14:48:20.696	1:18.797	25.219	31.855	21.723	86.9	81.0
5	14:49:40.357	1:19.661	25.043	31.447	23.171	88.1	72.9
6	14:50:56.421	1:16.064	25.249	29.675	21.140	89.8	82.6
7	14:52:14.532	1:18.111	24.727	31.617	21.767	86.8	76.8

(55) Stuart McANDREW

1	14:44:12.879	1:23.525	28.587	33.013	21.925	87.3	84.5
---	--------------	-----------------	---------------	---------------	---------------	-------------	-------------

Clerk of the Course

Orbits

Sig : Time :
 Chief Timekeeper : Ian Sharp (SMART Timing)
 Results available at www.smart-timing.co.uk and www.speedhive.com





KMSC/SMRC Final fling meeting

Lapchart

Scottish Legends Cars Championship

Knockhill 1.267 miles

Race 16 - Heat 2b

06/10/2024 14:20

Race (8 Laps) started at 14:42:45



Competitors	Laps									
	0	1	2	3	4	5	6	7	8	
Colin ATKINSON (9)	1	9	71	71	71	71	71	71	8	8
Ryan McLEISH (71)	2	71	8	8	8	8	8	8	71	71
Grant DAVISON (282)	3	282	9	9	9	9	9	77	77	77
Ben MASON (8)	4	8	77	77	77	77	77	9	24	24
David ALLAN (28)	5	28	28	28	28	28	28	24	9	9
Stuart ROBERTSON (53)	6	53	282	95	52	52	24	28	28	28
Maxim POPELYUSHKO (95)	7	95	95	52	24	24	52	52	52	52
Michael WEDDELL (77)	8	77	52	282	95	95	95	14	14	14
Matthew PAPE (24)	9	24	24	24	282	14	14	95	95	95
Gary ATKINSON (6)	10	6	85	85	85	282	85	85	85	85
Stewart BLACK (52)	11	52	14	14	14	85	282	282	282	282
Phil ROWLANDS (127)	12	127	127	127	127	127	127	127	127	127
Stuart McANDREW (55)	13	55	86	86	86	86	86	86	86	86
Elby CLARK (15)	14	15	53	21	21	27	27	27	27	27
Mark BEATY (85)	15	85	55	27	27	21	21	21	21	21
Daniel CLARK (14)	16	14	21	53	53	15	15	15	15	15
Christopher WALLACE (5)	17	5	27	15	15	53	53	5	5	5
Grant HUNTER (27)	18	27	15	5	5	5	5	53	17	17
Mark MULHOLLAND (21)	19	21	5	333	333	333	6	6	53	53
Jon CRITCHLOW (86)	20	86	333	733	733	6	17	17	6	6
Billy WAIT (17)	21	17	733	6	6	733	733	733	733	733
Bill READ (333)	22	333	6	17	17	17	333	333	333	333
Keith ATKINSON (733)	23	733	17	17	17	17	333	333	333	333

Clerk of the Course

Orbits

Sig : Time :
 Chief Timekeeper : Ian Sharp (SMART Timing)
 Results available at www.smart-timing.co.uk and www.speedhive.com
 Printed: 06/10/2024 14:55:41





Bulletin No. _____

KMSC/SMRC Final fling meeting**Sorted on Laps****Scottish Classic Sports & Saloon Championship****Knockhill 1.267 miles****Race 17 - 2nd Race****06/10/2024 14:40****Race (12 Laps) started at 15:03:50**

Pos	No.	Name	Make/Model	CC	Class	Laps	Total Tm	Diff	Best Tm	In Lap	2nd Best
1	1	Alastair BAPTIE	MGB GT V8	3500	CE	12	12:56.077		1:02.471	7	1:03.433
2	78	Andrew GRAHAM	Triumph TR8	3500	CE	12	12:59.436	3.359	1:02.665	7	1:03.426
3	27	Mario FERRARI	Ferrari 308 GTB/C		CD	12	13:43.994	47.917	1:07.284	7	1:07.576
4	91	Craig HOUSTON	Lotus Excel	2174	CB	12	13:52.373	56.296	1:08.077	9	1:08.303
5	11	Iain MITCHELL	Vauxhall Nova	1300	CA	11	13:01.785	1 Lap	1:09.780	7	1:10.189
6	63	John KINMOND	Austin Mini	998	CA	11	13:03.919	1 Lap	1:09.791	7	1:10.329
7	311	Stephen SADLER	Peugeot 205 GTi	1600	CI	11	13:10.627	1 Lap	1:10.023	11	1:10.182
8	69	Niki DICKSON	Lotus Cortina Mk1	1600	CB	11	13:38.135	1 Lap	1:12.545	5	1:12.637
9	71	Paul BOWERS	Fiat 128	1300	CA	11	14:05.744	1 Lap	1:14.609	5	1:14.818
10	40	Ian MORTON	Austin A40 Farina	1360	CA	10	13:08.077	2 Laps	1:16.907	9	1:17.045
11	67	Richard COOPER	Ginetta G15	1600	CA	10	13:10.982	2 Laps	1:16.634	4	1:17.369
12	143	Neil MacKAY	Morris Mini	1300	CI	10	13:33.929	2 Laps	1:19.124	10	1:20.119
Not classified											
DNF	21	Jimmy CROW	Scimitar Coupe GT	3000	CG	11	12:42.962	DNF	1:08.029	5	1:08.061
DNF	23	Sonny GRAY	Ford Fiesta XR2	1600	XR			DNF		0	
DNS	62	Andrew KINMOND	TVR Vixen	2500	CB			DNS		0	

Margin of Victory	Avg. Speed	Best Lap Tm	Best Speed	Best Lap by
3.359	70.521	1:02.471	73.007	1 - Alastair BAPTIE

Clerk of the Course	Orbits
---------------------	--------

Sig : Time :
 Chief Timekeeper : Ian Sharp (SMART Timing)
 Results available at www.smart-timing.co.uk and www.speedhive.com
 Printed: 06/10/2024 15:19:54





Bulletin No. _____

KMSC/SMRC Final fling meeting

Scottish Classic Sports & Saloon Championship

Knockhill 1.267 miles

Race 17 - 2nd Race

06/10/2024 14:40

Race (12 Laps) started at 15:03:50

Lap	Time of Day	Lap Tm	S1	S2	S3	S2Spd	SFSpd	Lap	Time of Day	Lap Tm	S1	S2	S3	S2Spd	SFSpd
2	15:06:40.906	1:21.425	27.124	31.237	23.064		75.1								
3	15:08:01.311	1:20.405	27.021				75.1								
4	15:09:21.691	1:20.380	27.098	30.648	22.634		73.4								
5	15:10:42.914	1:21.223	27.775	30.286	23.162		74.2								
6	15:12:03.551	1:20.637	26.367	32.051	22.219		75.1								
7	15:13:24.007	1:20.456	26.656	31.090	22.710		74.6								
8	15:14:44.126	1:20.119	26.719	30.812	22.588		73.4								
9	15:16:05.541	1:21.415	26.763	31.125	23.527		72.5								
10	15:17:24.665	1:19.124	26.523	30.235	22.366		71.9								

(21) Jimmy CROW

1	15:05:06.827			27.819	20.139	93.5	88.9								
2	15:06:16.590	1:09.763	22.582	27.355	19.826	94.0	89.6								
3	15:07:25.679	1:09.089	22.291	26.944	19.854	93.7	87.5								
4	15:08:33.804	1:08.125	22.083	26.825	19.217	94.5	90.0								
5	15:09:41.833	1:08.029	22.102	26.582	19.345	94.9	90.1								
6	15:10:50.547	1:08.714	22.462	26.572	19.680	94.9	88.2								
7	15:11:59.632	1:09.085	22.056	27.081	19.948	94.0	88.9								
8	15:13:08.936	1:09.304	22.813	26.534	19.957	95.2	89.1								
9	15:14:17.167	1:08.231	22.565	26.284	19.382	94.9	89.0								
10	15:15:25.228	1:08.061	22.123	26.618	19.320	94.3	89.5								
11	15:16:33.698	1:08.470	22.372	26.610	19.488	94.9	89.2								

Clerk of the Course

Orbits

Sig : Time :
 Chief Timekeeper : Ian Sharp (SMART Timing)
 Results available at www.smart-timing.co.uk and www.speedhive.com



motor sport UK

RACE WITH RESPECT



Bulletin No. _____

KMSC/SMRC Final fling meeting

Lapchart

Scottish Classic Sports & Saloon Championship

Knockhill 1.267 miles

Race 17 - 2nd Race

06/10/2024 14:40

Race (12 Laps) started at 15:03:50



Competitors	Laps											
	1	2	3	4	5	6	7	8	9	10	11	12
Alastair BAPTIE (1)	1	1	1	1	1	1	1	1	1	1	1	1
Andrew GRAHAM (78)	2	78	78	78	78	78	78	78	78	78	78	78
Mario FERRARI (27)	3	27	27	27	27	27	27	27	27	27	27	27
Craig HOUSTON (91)	4	91	91	91	91	91	91	91	91	91	91	91
Jimmy CROW (21)	5	21	21	21	21	21	21	21	21	21	21	21
Iain MITCHELL (11)	6	11	11	11	11	11	11	11	11	11	11	11
John KINMOND (63)	7	63	63	63	63	63	63	63	63	63	63	63
Stephen SADLER (311)	8	311	311	311	311	311	311	311	311	311	311	311
Niki DICKSON (69)	9	69	69	69	69	69	69	69	69	69	69	69
Paul BOWERS (71)	10	71	71	71	71	71	71	71	71	71	71	71
Ian MORTON (40)	11	40	40	40	40	40	40	40	40	40	40	40
Neil MacKAY (143)	12	143	143	67	67	67	67	67	67	67	67	67
Richard COOPER (67)	13	67	67	143	143	143	143	143	143	143	143	143
-	14											
-	15											

Clerk of the Course

Orbits

Sig : Time :
 Chief Timekeeper : Ian Sharp (SMART Timing)
 Results available at www.smart-timing.co.uk and www.speedhive.com
 Printed: 06/10/2024 15:20:42





Bulletin No. _____

KMSC/SMRC Final fling meeting**Sorted on Laps**

Scottish Fiesta ST Cup

Knockhill 1.267 miles

Race 18 - 2nd Race

06/10/2024 15:05

Race (12 Laps) started at 15:28:25

Pos	No.	Name	Make/Model	CC	Class	Laps	Total Tm	Diff	Best Tm	In Lap	2nd Best
1	147	Gerry HENDRY	Ford Fiesta ST	2000	ST	12	14:43.041		1:07.660	8	1:07.997
2	83	Sophie KINGHORN	Ford Fiesta ST	2000	STCN	12	14:43.260	0.219	1:07.421	12	1:07.979
3	31	Broddy ORR	Ford Fiesta ST	2000	ST	12	14:47.003	3.962	1:08.143	11	1:08.152
4	5	Lorn MURRAY	Ford Fiesta ST	2000	STC	12	14:49.678	6.637	1:08.276	4	1:08.393
5	68	Arran WARD	Ford Fiesta ST	2000	ST	12	14:50.267	7.226	1:07.924	10	1:08.287
6	99	James DICKIE	Ford Fiesta ST	2000	STN	12	14:50.741	7.700	1:07.882	4	1:08.087
7	35	Andrew MACKIE	Ford Fiesta ST	2000	ST	12	14:53.608	10.567	1:08.217	4	1:08.744
8	21	Kieren PREEDY	Ford Fiesta ST	2000	ST	12	14:53.966	10.925	1:08.769	12	1:09.022
9	58	Kenneth LEES	Ford Fiesta ST	2000	STCN	12	15:03.638	20.597	1:10.155	9	1:10.408
10	7	Stuart MURRAY	Ford Fiesta ST	2000	STC	12	15:04.713	21.672	1:10.359	10	1:10.421
11	79	Calum BRUCE	Ford Fiesta ST	2000	STN	12	15:22.944	39.903	1:11.891	10	1:12.142
12	3	Stewart SCOTT	Ford Fiesta ST	2000	ST	10	15:53.128	2 Laps	1:09.179	9	1:09.742

Not classified

DNF	17	Angus ROSS	Ford Fiesta ST	2000	STN	11	13:54.507	DNF	1:10.361	10	1:10.425
DNF	30	Michael GORDON	Ford Fiesta ST	2000	STN	10	12:43.091	DNF	1:10.112	8	1:10.404
DNF	61	Peter CRUICKSHANK	Ford Fiesta ST	2000	ST	7	9:22.808	DNF	1:11.254	3	1:12.174

Margin of Victory	Avg. Speed	Best Lap Tm	Best Speed	Best Lap by
0.219	61.979	1:07.421	67.647	83 - Sophie KINGHORN

Clerk of the Course**Orbits**

Sig : Time :
 Chief Timekeeper : Ian Sharp (SMART Timing)
 Results available at www.smart-timing.co.uk and www.speedhive.com

motor
sport
UK**RACE
WITH
RESPECT**

Printed: 06/10/2024 15:46:37

**KMSC/SMRC Final fling meeting**

Scottish Fiesta ST Cup

Knockhill 1.267 miles

Race 18 - 2nd Race

06/10/2024 15:05

Race (12 Laps) started at 15:28:25

Lap	Time of Day	Lap Tm	S1	S2	S3	S2Spd	SFSpd	Lap	Time of Day	Lap Tm	S1	S2	S3	S2Spd	SFSpd
7	15:37:44.933	1:15.046	25.495	28.537	21.014	83.7	77.6								
8	15:38:58.373	1:13.440	24.129	28.577	20.734	84.2	77.7								
9	15:40:11.336	1:12.963	24.204	28.154	20.605	84.2	77.6								
10	15:41:23.227	1:11.891	23.718	27.699	20.474	84.4	77.6								
11	15:42:35.369	1:12.142	23.461	28.106	20.575	84.3	77.1								
12	15:43:48.341	1:12.972	24.537	27.961	20.474	84.3	77.1								

(3) Stewart SCOTT

1	15:29:42.519			28.065	20.496	85.5	80.7
2	15:30:52.373	1:09.854	22.680	26.919	20.255	87.3	79.6
3	15:32:05.184	1:12.811	23.108	28.127	21.576	78.7	78.9
4	15:33:47.275	3:42.091	2:42.187	31.905	27.999	63.9	26.2
5	15:38:25.648	2:38.373	1:49.604	28.113	20.656	85.6	79.6
6	15:39:36.092	1:10.444	22.787	27.078	20.579	86.6	78.6
7	15:40:46.726	1:10.634	22.413	27.838	20.383	84.7	78.6
8	15:41:56.468	1:09.742	22.256	27.218	20.268	86.0	78.9
9	15:43:05.647	1:09.179	22.091	27.058	20.030	86.0	79.5
10	15:44:18.525	1:12.878	22.758	27.899	22.221	85.7	69.8

(17) Angus ROSS

1	15:29:46.191			29.164	21.693	85.2	78.9
2	15:30:57.823	1:11.632	23.126	27.325	21.181	86.8	77.9
3	15:32:09.121	1:11.298	23.064	27.121	21.113	86.9	77.8
4	15:33:23.396	1:14.275	23.414	27.015	23.846	85.6	67.6
5	15:34:43.767	1:20.371	25.901	29.210	25.260	71.5	57.7
6	15:36:27.159	1:43.392	45.759	34.444	23.189	71.8	77.8
7	15:37:37.765	1:10.606	22.729	26.814	21.063	86.6	77.5
8	15:38:48.219	1:10.454	22.716	27.007	20.731	87.4	78.1
9	15:39:58.644	1:10.425	22.864	26.912	20.649	86.8	78.6
10	15:41:09.005	1:10.361	22.705	26.929	20.727	87.5	78.0
11	15:42:19.904	1:10.899	23.276	27.011	20.612	86.9	78.8

(30) Michael GORDON

1	15:29:43.700			28.486	20.835	84.7	78.8
2	15:30:55.019	1:11.319	23.349	27.433	20.537	86.1	78.3
3	15:32:05.929	1:10.910	22.596	27.310	21.004	85.7	78.7
4	15:33:18.652	1:12.723	22.778	27.214	22.731		66.6
5	15:34:41.628	1:22.976	26.768	30.787	25.421	65.7	56.5
6	15:36:24.820	1:43.192	45.001	34.945	23.246	66.5	78.9
7	15:37:35.224	1:10.404	22.585	27.431	20.388	85.3	78.2
8	15:38:45.336	1:10.112	22.709	27.138	20.265	85.6	78.2
9	15:39:56.162	1:10.826	22.693	27.394	20.739	84.1	78.1
10	15:41:08.488	1:12.326	22.574	27.176	22.576	87.0	42.1

(61) Peter CRUICKSHANK

1	15:29:46.666			28.799	21.326	85.1	78.8
2	15:30:58.840	1:12.174	23.155	27.262	21.757	85.5	71.6
3	15:32:10.094	1:11.254	23.543	27.185	20.526	85.5	78.3
4	15:33:24.745	1:14.651	23.227	27.088	24.336	85.5	66.3
5	15:34:44.359	1:19.614	25.913	29.059	24.642	78.1	56.7
6	15:36:28.674	1:44.315	45.993	34.193	24.129	75.2	69.0
7	15:37:48.205	1:19.531	27.994	28.370	23.167	85.1	34.8

Clerk of the Course

Orbits

Sig : Time :
 Chief Timekeeper : Ian Sharp (SMART Timing)
 Results available at www.smart-timing.co.uk and www.speedhive.com

Printed: 06/10/2024 15:46:58





KMSC/SMRC Final fling meeting

Lapchart

Scottish Fiesta ST Cup

Knockhill 1.267 miles

Race 18 - 2nd Race

06/10/2024 15:05

Race (12 Laps) started at 15:28:25



Competitors	Laps											
	1	2	3	4	5	6	7	8	9	10	11	12
Gerry HENDRY (147)	147	147	147	147	147	147	147	147	147	147	147	147
Sophie KINGHORN (83)	83	83	83	83	83	83	83	83	83	83	83	83
Lorn MURRAY (5)	5	5	5	5	5	5	5	31	31	31	31	31
Andrew MACKIE (35)	35	35	35	35	35	35	31	5	5	5	5	5
James DICKIE (99)	99	99	99	99	99	99	99	99	68	68	68	68
Arran WARD (68)	68	3	31	31	31	31	35	68	99	99	99	99
Stewart SCOTT (3)	3	68	68	68	68	68	68	35	35	35	35	35
Broddy ORR (31)	31	31	21	21	21	21	21	21	21	21	21	21
Michael GORDON (30)	30	21	3	30	30	30	30	30	30	58	58	58
Kieren PREEDY (21)	21	30	30	58	58	58	58	58	58	30	7	7
Kenneth LEES (58)	58	58	58	7	7	7	7	7	7	7	17	79
Stuart MURRAY (7)	7	7	7	17	17	17	17	17	17	17	17	79
Angus ROSS (17)	17	17	17	61	61	61	79	79	79	79		
Peter CRUICKSHANK (61)	61	61	61	79	79	79	61	3	3	3		
Calum BRUCE (79)	79	79	79	3	3	3	3					

Clerk of the Course

Orbits

Sig : Time :

Chief Timekeeper : Ian Sharp (SMART Timing)

Results available at www.smart-timing.co.uk and www.speedhive.com



motor sport UK

RACE WITH RESPECT



Bulletin No. _____

KMSC/SMRC Final fling meeting**Sorted on Laps**

Scottish C1 Cup

Knockhill 1.267 miles

Race 19 - 2nd Race

06/10/2024 15:30

Race (10 Laps) started at 16:05:50

Pos	No.	Name	Make/Model	CC	Class	Laps	Total Tm	Diff	Best Tm	In Lap	2nd Best
1	99	Dan MARTIN	Citroen C1	1000	C1	10	12:41.735		1:15.350	8	1:15.472
2	89	Ross DUNN	Citroen C1	1000	Gue	10	12:42.653	0.918	1:14.698	7	1:15.138
3	117	Marc NISBET	Citroen C1	1000	C1	10	12:44.131	2.396	1:14.672	7	1:15.071
4	51	Murray SCOTT	Citroen C1	1000	C1N	10	12:45.542	3.807	1:14.998	7	1:15.314
5	24	Ayden WILSON	Citroen C1	1000	C1	10	12:46.078	4.343	1:14.495	8	1:14.924
6	70	Andrew DAVIDSON	Citroen C1	1000	C1	10	12:57.028	15.293	1:15.899	7	1:16.077
7	27	James HITCHEN	Citroen C1	1000	C1	10	12:57.388	15.653	1:15.917	5	1:15.987
8	54	Brayley SHORE	Citroen C1	1000	C1N	10	13:00.292	18.557	1:16.648	4	1:16.751
9	77	James McCRACKEN	Citroen C1	1000	C1	10	13:00.565	18.830	1:15.067	10	1:15.238
10	6	Kenneth DOCK	Citroen C1	1000	C1	10	13:04.161	22.426	1:15.565	7	1:16.058
11	18	Gregor McPHADEN	Citroen C1	1000	C1N	10	13:11.842	30.107	1:15.629	9	1:15.678
12	987	Rob CHALMERS	Citroen C1	1000	Gue	10	13:12.293	30.558	1:17.720	8	1:17.798
13	529	Sam MILNE	Citroen C1	1000	Gue	10	13:22.367	40.632	1:17.051	6	1:17.656
14	7	Martin TRACEY	Citroen C1	1000	Gue	10	13:39.818	58.083	1:19.209	10	1:19.699
15	61	Ian COCHRANE	Citroen C1	1000	C1	10	13:42.194	1:00.459	1:20.153	6	1:20.792

Margin of Victory	Avg. Speed	Best Lap Tm	Best Speed	Best Lap by
0.918	59.874	1:14.495	61.223	24 - Ayden WILSON

Clerk of the Course

Orbits

Sig : Time :
 Chief Timekeeper : Ian Sharp (SMART Timing)
 Results available at www.smart-timing.co.uk and www.speedhive.com

motor
sport
UK**RACE
WITH
RESPECT**

Printed: 06/10/2024 16:20:49

**KMSC/SMRC Final fling meeting**

Scottish C1 Cup

Knockhill 1.267 miles

Race 19 - 2nd Race

06/10/2024 15:30

Race (10 Laps) started at 16:05:50

Lap	Time of Day	Lap Tm	S1	S2	S3	S2Spd	SFSpd	Lap	Time of Day	Lap Tm	S1	S2	S3	S2Spd	SFSpd
3	16:09:54.539	1:18.142	25.168	29.430	23.544	69.5	62.3								
4	16:11:12.195	1:17.656	24.759	29.320	23.577	69.2	62.1								
5	16:12:42.196	1:30.001	34.878	31.243	23.880	69.1	62.8								
6	16:13:59.247	1:17.051	24.774	28.988	23.289	69.9	62.6								
7	16:15:18.208	1:18.961	25.224	29.861	23.876	68.5	61.6								
8	16:16:36.639	1:18.431	25.264	29.489	23.678	68.5	61.7								
9	16:17:54.452	1:17.813	24.921	29.306	23.586	68.2	62.1								
10	16:19:12.855	1:18.403	25.279	29.567	23.557	68.5	62.2								

(7) Martin TRACEY

1	16:07:20.782			31.612	24.205	67.5	61.5
2	16:08:43.447	1:22.665	26.987	31.661	24.017	66.3	62.0
3	16:10:06.205	1:22.758	26.660	31.803	24.295	67.4	60.5
4	16:11:28.868	1:22.663	27.426	31.223	24.014	67.5	61.6
5	16:12:49.123	1:20.255	26.479	30.168	23.608	69.0	61.9
6	16:14:08.944	1:19.821	26.235	30.028	23.558	69.2	62.0
7	16:15:28.643	1:19.699	25.892	29.644	24.163	69.8	61.3
8	16:16:50.053	1:21.410	26.816	30.237	24.357	68.0	60.5
9	16:18:11.097	1:21.044	27.147	30.338	23.559	68.8	61.6
10	16:19:30.306	1:19.209	25.663	29.767	23.779	68.5	58.5

(61) Ian COCHRANE

1	16:07:19.593			30.832	24.409	67.0	58.5
2	16:08:42.101	1:22.508	26.626	31.408	24.474	64.2	58.0
3	16:10:03.464	1:21.363	26.709	30.529	24.125	65.9	58.5
4	16:11:26.448	1:22.984	27.199	31.421	24.364	64.3	58.9
5	16:12:47.240	1:20.792	26.468	30.345	23.979	66.0	57.9
6	16:14:07.393	1:20.153	26.111	30.186	23.856	66.6	58.8
7	16:15:28.528	1:21.135	26.301	30.281	24.553	65.9	58.4
8	16:16:50.339	1:21.811	26.537	30.469	24.805	66.0	58.6
9	16:18:11.795	1:21.456	26.538	30.644	24.274	65.1	58.8
10	16:19:32.682	1:20.887	25.912	30.825	24.150	65.0	58.4

Clerk of the Course

Orbits

Sig : Time :

Chief Timekeeper : Ian Sharp (SMART Timing)

Results available at www.smart-timing.co.uk and www.speedhive.com

Printed: 06/10/2024 16:21:19



RACE WITH RESPECT



KMSC/SMRC Final fling meeting

Lapchart

Scottish C1 Cup

Knockhill 1.267 miles

Race 19 - 2nd Race

06/10/2024 15:30

Race (10 Laps) started at 16:05:50



Competitors	Laps										
	1	2	3	4	5	6	7	8	9	10	
Dan MARTIN (99)	1	99	99	99	99	99	99	99	99	99	99
James HITCHEN (27)	2	27	27	27	27	27	89	89	89	89	89
Ross DUNN (89)	3	89	24	24	24	24	117	117	117	117	117
Ayden WILSON (24)	4	24	117	117	117	117	51	51	51	51	51
Marc NISBET (117)	5	117	89	89	89	89	24	24	24	24	24
Murray SCOTT (51)	6	51	51	51	51	51	27	27	6	27	70
James McCracken (77)	7	77	6	6	6	6	6	6	27	70	27
Gregor McPhaden (18)	8	18	70	70	70	70	70	70	70	54	54
Kenneth DOCK (6)	9	6	54	54	54	54	54	54	54	77	77
Andrew Davidson (70)	10	70	529	529	529	987	77	77	77	6	6
Brayley SHORE (54)	11	54	987	987	987	77	987	987	987	987	18
Sam MILNE (529)	12	529	61	61	77	18	18	18	18	18	987
Rob CHALMERS (987)	13	987	7	77	18	529	529	529	529	529	529
Ian COCHRANE (61)	14	61	77	7	61	61	61	61	7	7	7
Martin TRACEY (7)	15	7	18	18	7	7	7	7	61	61	61

Clerk of the Course

Orbits

Sig : Time :
 Chief Timekeeper : Ian Sharp (SMART Timing)
 Results available at www.smart-timing.co.uk and www.speedhive.com
 Printed: 06/10/2024 16:21:36



motor sport UK

RACE WITH RESPECT

KMSC/SMRC Final fling meeting
Sorted on Laps
Scottish Mini Cooper & Cooper S Cup
Knockhill 1.267 miles
Race 20 - 3rd Race
06/10/2024 15:55
Race (9 Laps) started at 16:26:45

Pos	No.	Name	Make/Model	CC	Class	Laps	Total Tm	Diff	Best Tm	In Lap	2nd Best
1	70	Oly MORTIMER	Mini Cooper	1600	SM	9	12:55.807		1:08.064	9	1:08.894
2	27	Martin WIJETUNGA	Mini Cooper	1600	SMN	9	13:00.138	4.331	1:08.972	9	1:09.099
3	91	Robbie DALGLEISH	Mini Cooper	1600	SM	9	13:09.023	13.216	1:09.552	9	1:09.566
4	12	Jacob HEAP	Mini Cooper	1600	SMN	9	13:10.362	14.555	1:09.192	9	1:10.701
5	22	Jason BALLANTYNE	Mini Cooper	1600	SM	9	13:11.790	15.983	1:10.704	9	1:11.286
6	88	Barry HOLMES	Mini Cooper	1600	SM	9	13:13.618	17.811	1:10.799	8	1:10.945
7	333	Ewan ROBERTSON	Mini Cooper	1600	SM	9	13:13.742	17.935	1:11.594	8	1:11.672
8	52	Michael WILLIAMS	Mini Cooper	1600	SMN	9	13:14.054	18.247	1:10.646	9	1:10.656
9	17	Chris COCKBURN	Mini Cooper	1600	Gue	9	13:17.428	21.621	1:10.104	9	1:11.974
10	80	Ross FOSTER	Mini Cooper	1600	SMN	9	13:17.966	22.159	1:11.375	9	1:12.211
11	5	Jonathan WILD	Mini Cooper	1600	SMN	9	13:26.568	30.761	1:11.128	9	1:12.596
12	164	Curtis PATERSON	Mini Cooper	1600	SMN	9	13:28.197	32.390	1:11.615	9	1:13.347
13	323	Trevor CALVIN	Mini Cooper	1600	Gue	9	13:34.325	38.518	1:12.704	9	1:13.541
14	23	Ian MUNRO	Mini Cooper	1600	SM	7	13:15.285	2 Laps	1:08.934	7	1:09.072
Not classified (80% = 7 Laps)											
	53	Stuart McPHADEN	Mini Cooper	1600	SMN	6	14:01.905	3 Laps	1:11.297	6	1:11.314
DNF	25	Chad LITTLE	Mini Cooper	1600	SM	1	1:54.273	DNF		0	
DNF	18	Daniel PATTERSON	Mini Cooper	1600	SM			DNF		0	
DNS	7	Blair DRYBURGH	Mini Cooper	1600	SMN			DNS		0	

Margin of Victory	Avg. Speed	Best Lap Tm	Best Speed	Best Lap by
4.331	52.909	1:08.064	67.008	70 - Oly MORTIMER

Clerk of the Course
Orbits

Sig : Time :
 Chief Timekeeper : Ian Sharp (SMART Timing)
 Results available at www.smart-timing.co.uk and www.speedhive.com





Bulletin No. _____

KMSC/SMRC Final fling meeting

Scottish Mini Cooper & Cooper S Cup

Knockhill 1.267 miles

Race 20 - 3rd Race

06/10/2024 15:55


Race (9 Laps) started at 16:26:45

Lap	Time of Day	Lap Tm	S1	S2	S3	S2Spd	SFSpd	Lap	Time of Day	Lap Tm	S1	S2	S3	S2Spd	SFSpd
4	16:36:32.093	1:11.544	23.693	27.095	20.756	80.2	72.5								
5	16:37:41.165	1:09.072	22.331	26.207	20.534	81.5	74.1								
6	16:38:51.508	1:10.343	22.671	26.560	21.112	80.2	72.1								
7	16:40:00.442	1:08.934	22.554	25.928	20.452	82.3	72.6								
(53) Stuart McPHADEN															
1	16:33:05.246			47.193	35.758	37.6	30.8								
2	16:35:58.919	2:53.673	2:04.946	27.558	21.169	78.7	71.4								
3	16:37:10.233	1:11.314	23.535	26.703	21.076	80.7	72.2								
4	16:38:23.194	1:12.961	23.502	27.559	21.900	71.2	72.0								
5	16:39:35.765	1:12.571	23.726	27.661	21.184	76.9	72.6								
6	16:40:47.062	1:11.297	23.222	26.650	21.425	81.1	71.9								
(25) Chad LITTLE															
1	16:28:39.430			42.527	43.040	43.6	18.6								

Clerk of the Course Orbits

Sig : Time :
 Chief Timekeeper : Ian Sharp (SMART Timing)
 Results available at www.smart-timing.co.uk and www.speedhive.com
 Printed: 06/10/2024 16:43:01



KMSC/SMRC Final fling meeting
Lapchart
Scottish Mini Cooper & Cooper S Cup
Knockhill 1.267 miles
Race 20 - 3rd Race
06/10/2024 15:55
Race (9 Laps) started at 16:26:45


Competitors	Laps									
	1	2	3	4	5	6	7	8	9	
Martin WIJETUNGA (27)	1	27	27	27	27	70	70	70	70	70
Oly MORTIMER (70)	2	70	70	70	70	27	27	27	27	27
Jason BALLANTYNE (22)	3	22	22	22	22	22	22	22	91	91
Ewan ROBERTSON (333)	4	333	333	333	333	333	91	22	12	
Barry HOLMES (88)	5	88	88	88	12	12	12	12	22	
Jacob HEAP (12)	6	12	12	12	12	91	91	333	333	88
Chris COCKBURN (17)	7	17	17	17	17	88	88	88	333	
Ross FOSTER (80)	8	80	80	80	80	88	17	52	52	52
Robbie DALGLEISH (91)	9	91	91	91	91	80	80	80	80	17
Michael WILLIAMS (52)	10	52	52	52	52	52	17	17	80	
Curtis PATERSON (164)	11	164	164	164	164	164	5	5	5	
Jonathan WILD (5)	12	5	5	5	5	5	164	164	164	
Trevor CALVIN (323)	13	323	323	323	323	323	323	323	323	
Chad LITTLE (25)	14	25	23	23	23	23	23	23		
Ian MUNRO (23)	15	23	53	53	53	53				
Stuart McPHADEN (53)	16	53								
-	17									
-	18									

Clerk of the Course
Orbits

Sig : _____ **Time :** _____
Chief Timekeeper : Ian Sharp (SMART Timing)
Results available at www.smart-timing.co.uk and www.speedhive.com
Printed: 06/10/2024 16:43:31





PICKUP TRUCK RACING



Bulletin No. _____

KMSC/SMRC Final fling meeting

Sorted on Laps

Pick-Up Racing

Knockhill 1.267 miles

Race 21 - 4th Race

06/10/2024 16:20

Race (18 Laps) started at 16:50:30

Pos	No.	Name	Make/Model	CC	Class	Laps	Total Tm	Diff	Best Tm	In Lap	2nd Best
1	30	Matt SIMPSON	Pick Up Truck	2000	PU	18	19:03.134		1:01.881	17	1:02.037
2	83	Dale GENT	Pick Up Truck	2000	PU	18	19:05.360	2.226	1:02.114	16	1:02.573
3	44	Ryan HADFIELD	Pick Up Truck	2000	PU	18	19:06.430	3.296	1:02.430	17	1:02.450
4	68	Eric BOULTON	Pick Up Truck	2000	PU	18	19:14.756	11.622	1:02.885	10	1:02.985
5	72	Allen COOPER	Pick Up Truck	2000	PU	18	19:26.939	23.805	1:03.427	12	1:03.787
6	89	Chris BROCKHURST	Pick Up Truck	2000	PU	18	19:28.320	25.186	1:03.453	18	1:03.755
7	93	Michael SMITH	Pick Up Truck	2000	PU	18	19:32.825	29.691	1:03.556	14	1:03.735
8	5	Daniel FISHER	Pick Up Truck	2000	PU	18	19:35.191	32.057	1:03.681	17	1:03.727
9	84	Matt MOORE	Pick Up Truck	2000	PU	18	19:36.567	33.433	1:03.482	16	1:03.691
10	52	James GOLDSTRAW	Pick Up Truck	2000	PU	18	19:39.627	36.493	1:03.466	17	1:03.646
11	65	Mark WILLIS	Pick Up Truck	2000	PU	18	19:47.365	44.231	1:03.744	14	1:04.133
12	77	Chris LAND	Pick Up Truck	2000	PU	17	19:11.877	1 Lap	1:06.246	8	1:06.400
Not classified											
DNF	42	Jonathan HADFIELD	Pick Up Truck	2000	PU		0.273	DNF		0	

Margin of Victory	Avg. Speed	Best Lap Tm	Best Speed	Best Lap by
2.226	71.816	1:01.881	73.703	30 - Matt SIMPSON

Clerk of the Course

Orbits

Sig : Time :
Chief Timekeeper : Ian Sharp (SMART Timing)

Results available at www.smart-timing.co.uk and www.speedhive.com

Printed: 06/10/2024 17:11:45





KMSC/SMRC Final fling meeting

Pick-Up Racing

Knockhill 1.267 miles

Race 21 - 4th Race

06/10/2024 16:20

Race (18 Laps) started at 16:50:30

Table with 7 columns: Lap, Time of Day, Lap Tm, S1, S2, S3, S2Spd, SFSpd. Driver: (30) Matt SIMPSON. Laps 1-18.

Table with 7 columns: Lap, Time of Day, Lap Tm, S1, S2, S3, S2Spd, SFSpd. Driver: (83) Dale GENT. Laps 1-18.

Table with 7 columns: Lap, Time of Day, Lap Tm, S1, S2, S3, S2Spd, SFSpd. Driver: (44) Ryan HADFIELD. Laps 1-18.

Table with 7 columns: Lap, Time of Day, Lap Tm, S1, S2, S3, S2Spd, SFSpd. Driver: (68) Eric BOULTON. Laps 1-12.

Table with 7 columns: Lap, Time of Day, Lap Tm, S1, S2, S3, S2Spd, SFSpd. Driver: (72) Allen COOPER. Laps 13-18.

Table with 7 columns: Lap, Time of Day, Lap Tm, S1, S2, S3, S2Spd, SFSpd. Driver: (89) Chris BROCKHURST. Laps 1-18.

Table with 7 columns: Lap, Time of Day, Lap Tm, S1, S2, S3, S2Spd, SFSpd. Driver: (93) Michael SMITH. Laps 1-18.

Table with 7 columns: Lap, Time of Day, Lap Tm, S1, S2, S3, S2Spd, SFSpd. Driver: (5) Daniel FISHER. Laps 1-18.

Clerk of the Course

Sig : Time : Chief Timekeeper : Ian Sharp (SMART Timing)

Results available at www.smart-timing.co.uk and www.speedhive.com

Printed: 06/10/2024 17:12:39

Orbits





KMSC/SMRC Final fling meeting

Lapchart

Pick-Up Racing

Knockhill 1.267 miles

Race 21 - 4th Race

06/10/2024 16:20

Race (18 Laps) started at 16:50:30



Competitors	Laps																		
	0	1	2	3	4	5	6	7	8	9	10	11	12	13	14	15	16	17	18
Jonathan HADFIELD (42)	1	42	68	68	83	83	83	83	83	83	83	83	83	83	30	30	30	30	30
Eric BOULTON (68)	2	68	83	83	68	44	44	44	30	30	30	30	30	30	83	83	83	83	83
Dale GENT (83)	3	83	44	44	44	30	30	30	44	44	44	44	44	44	44	44	44	44	44
Mark WILLIS (65)	4	65	65	65	30	68	68	68	68	68	68	68	68	68	68	68	68	68	68
Allen COOPER (72)	5	72	89	89	72	72	72	72	72	72	72	72	72	72	72	72	72	72	72
Chris BROCKHURST (89)	6	89	72	30	5	89	89	89	89	89	89	89	89	89	89	89	89	89	89
Ryan HADFIELD (44)	7	44	30	72	89	93	93	93	93	93	93	93	93	93	93	93	93	93	93
Matt SIMPSON (30)	8	30	5	5	93	5	5	5	5	5	5	5	5	5	5	5	5	5	5
Matt MOORE (84)	9	84	93	93	52	52	52	52	52	52	52	52	52	52	52	52	52	52	84
Daniel FISHER (5)	10	5	52	52	84	84	84	84	84	84	84	84	84	84	84	84	84	84	52
Michael SMITH (93)	11	93	84	84	77	65	65	65	65	65	65	65	65	65	65	65	65	65	65
James GOLDSTRAW (52)	12	52	77	77	65	77	77	77	77	77	77	77	77	77	77	77	77	77	77
Chris LAND (77)	13	77																	

Clerk of the Course Orbits

Sig : Time :
 Chief Timekeeper : Ian Sharp (SMART Timing)
 Results available at www.smart-timing.co.uk and www.speedhive.com
 Printed: 06/10/2024 17:12:17



**KMSC/SMRC Final fling meeting****Sorted on Laps**

Scottish Legends Cars Championship

Knockhill 1.267 miles

Race 22 - Final 2 - Re-Start

06/10/2024 16:55

Race (8 Laps) started at 17:37:13

Pos	No.	Name	Make/Model	CC	Class	Laps	Total Tm	Diff	Best Tm	In Lap	2nd Best
1	8	Ben MASON	Legend Coupe	1250	L T	8	9:09.906		1:05.880	5	1:06.058
2	95	Maxim POPELYUSHKO	Legend Coupe	850	L	8	9:12.387	2.481	1:06.947	4	1:06.954
3	71	Ryan McLEISH	Legend Coupe	1250	L	8	9:14.042	4.136	1:06.365	7	1:06.570
4	9	Colin ATKINSON	Legend Coupe	899	L	8	9:14.595	4.689	1:06.367	7	1:06.846
5	28	David ALLAN	Legend Coupe	890	L	8	9:18.124	8.218	1:05.990	6	1:06.187
6	282	Grant DAVISON	Legend Coupe	890	L	8	9:18.787	8.881	1:07.827	7	1:07.996
7	27	Grant HUNTER	Legend Coupe	890	L R	8	9:19.527	9.621	1:07.440	8	1:08.636
8	127	Phil ROWLANDS	Legend Coupe	1250	L R	8	9:22.021	12.115	1:07.596	7	1:08.018
9	24	Matthew PAPE	Legend Coupe	1250	L	8	9:22.552	12.646	1:06.263	6	1:07.052
10	14	Daniel CLARK	Legend Coupe	890	L	8	9:26.081	16.175	1:06.308	7	1:06.431
11	5	Christopher WALLACE	Legend Coupe	1250	L R	8	9:34.360	24.454	1:08.417	7	1:09.123
12	21	Mark MULHOLLAND	Legend Coupe	1250	L R	8	9:37.205	27.299	1:08.697	6	1:10.126
13	15	Elby CLARK	Legend Coupe	890	L	8	9:39.406	29.500	1:08.977	6	1:08.977
14	52	Stewart BLACK	Legend Coupe	1250	L	8	9:43.382	33.476	1:08.144	6	1:08.972
15	17	Billy WAIT	Legend Coupe	1250	L	8	9:43.386	33.480	1:08.384	7	1:08.837
16	53	Stuart ROBERTSON	Legend Coupe	850	L	8	9:45.627	35.721	1:10.513	8	1:10.611
17	6	Gary ATKINSON	Legend Sedan-Van	899	L R	8	9:46.152	36.246	1:10.485	8	1:10.624
18	333	Bill READ	Legend Coupe	890	L	8	9:46.740	36.834	1:10.078	7	1:10.108
19	733	Keith ATKINSON	Legend Coupe	1250	Gue	8	9:47.873	37.967	1:09.515	8	1:11.167

Not classified

DNF	86	Jon CRITCHLOW	Legend Sedan	1250	L	6	7:27.717	DNF	1:09.389	4	1:09.472
DNS	77	Michael WEDDELL	Legend Coupe	1250	L R			DNS		0	
DNS	85	Mark BEATY	Legend Coupe	1250	L			DNS		0	
DNS	55	Stuart McANDREW	Legend Coupe	1250	L			DNS		0	

Announcements

RED FLAG after Leader completed 2 Laps - Race re-started on original Grid over 8 Laps

Margin of Victory	Avg. Speed	Best Lap Tm	Best Speed	Best Lap by
2.481	66.351	1:05.880	69.230	8 - Ben MASON

Clerk of the Course**Orbits**

Sig : Time :
 Chief Timekeeper : Ian Sharp (SMART Timing)
 Results available at www.smart-timing.co.uk and www.speedhive.com





KMSC/SMRC Final fling meeting

Scottish Legends Cars Championship

Knockhill 1.267 miles

Race 22 - Final 2 - Re-Start

06/10/2024 16:55

Race (8 Laps) started at 17:37:13

Lap	Time of Day	Lap Tm	S1	S2	S3	S2Spd	SFSpd
7	17:45:42.159	1:08.384	22.028	26.301	20.055	90.4	83.4
8	17:46:57.086	1:14.927	22.892	29.314	22.721	77.2	74.2

(53) Stuart ROBERTSON

1	17:38:32.773	1:18.514	27.407	29.458	21.649	87.8	83.8
2	17:39:48.714	1:15.941	24.647	30.112	21.182	87.6	84.8
3	17:41:02.227	1:13.513	23.798	28.656	21.059	89.6	87.7
4	17:42:14.719	1:12.492	23.462	28.360	20.670	89.5	88.4
5	17:43:27.233	1:12.514	23.643	28.623	20.248	90.4	86.9
6	17:44:38.203	1:10.970	23.303	27.637	20.030	92.4	86.3
7	17:45:48.814	1:10.611	23.169	27.478	19.964	92.8	86.8
8	17:46:59.327	1:10.513	22.859	27.642	20.012	91.7	87.4

(6) Gary ATKINSON

1	17:38:35.260	1:20.869	29.393	29.881	21.595	84.7	86.6
2	17:39:50.463	1:15.203	24.568	29.327	21.308	89.5	85.3
3	17:41:03.463	1:13.000	23.208	28.825	20.967	90.7	87.0
4	17:42:15.776	1:12.313	23.112	28.347	20.854	92.9	86.7
5	17:43:28.057	1:12.281	23.219	28.881	20.181	89.6	85.8
6	17:44:38.681	1:10.624	22.874	27.826	19.924	92.8	85.9
7	17:45:49.367	1:10.686	22.958	27.580	20.148	93.1	86.6
8	17:46:59.852	1:10.485	22.719	27.790	19.976	90.6	86.4

(333) Bill READ

1	17:38:34.695	1:20.762	29.175	29.617	21.970	85.8	84.5
2	17:39:49.564	1:14.869	24.122	29.440	21.307	90.7	86.5
3	17:41:03.379	1:13.815	23.504	28.865	21.446	90.6	86.4
4	17:42:16.919	1:13.540	24.432	28.795	20.313	93.1	88.1
5	17:43:29.087	1:12.168	23.458	28.388	20.322	89.6	86.8
6	17:44:40.254	1:11.167	23.043	27.628	20.496	92.9	86.8
7	17:45:50.332	1:10.078	22.940	27.119	20.019	92.9	86.6
8	17:47:00.440	1:10.108	22.728	27.405	19.975	91.8	87.8

(733) Keith ATKINSON

1	17:38:38.554	1:19.434	28.125	29.562	21.747	90.0	85.4
2	17:39:53.640	1:15.086	24.237	29.519	21.330	88.5	85.9
3	17:41:06.640	1:13.000	23.226	28.687	21.087	91.1	85.3
4	17:42:18.453	1:11.813	23.349	27.593	20.871	92.2	85.5
5	17:43:29.620	1:11.167	23.184	27.521	20.462	92.8	86.5
6	17:44:40.891	1:11.271	23.103	27.675	20.493	92.9	86.9
7	17:45:52.058	1:11.167	23.592	27.114	20.461	92.6	85.3
8	17:47:01.573	1:09.515	22.662	26.617	20.236	92.6	85.4

(86) Jon CRITCHLOW

1	17:38:35.361	1:17.240	27.769	28.546	20.925	94.1	87.3
2	17:39:47.938	1:12.577	24.158	28.042	20.377	91.8	85.5
3	17:40:58.536	1:10.598	22.597	27.350	20.651	92.9	89.4
4	17:42:07.925	1:09.389	22.699	26.408	20.282	92.1	85.6
5	17:43:17.397	1:09.472	22.453	26.710	20.309	92.2	85.9
6	17:44:41.417	1:24.020	22.119	26.580	35.321	91.2	23.2

Clerk of the Course

Orbits

Sig : Time :
 Chief Timekeeper : Ian Sharp (SMART Timing)
 Results available at www.smart-timing.co.uk and www.speedhive.com





KMSC/SMRC Final fling meeting

Lapchart

Scottish Legends Cars Championship

Knockhill 1.267 miles

Race 22 - Final 2 - Re-Start

06/10/2024 16:55

Race (8 Laps) started at 17:37:13

Competitors	Laps									
	0	1	2	3	4	5	6	7	8	
Bill READ (333)	1	333	21	27	95	95	95	8	8	8
Stuart ROBERTSON (53)	2	53	27	9	27	9	8	95	95	95
Gary ATKINSON (6)	3	6	9	95	9	27	9	9	9	71
Mark MULHOLLAND (21)	4	21	282	282	282	8	14	14	14	9
Elby CLARK (15)	5	15	95	28	14	282	71	71	71	28
Phil ROWLANDS (127)	6	127	15	71	8	14	27	24	282	282
Grant HUNTER (27)	7	27	28	8	71	71	282	282	28	27
Grant DAVISON (282)	8	282	71	24	127	24	24	27	27	127
Christopher WALLACE (5)	9	5	8	14	21	127	28	28	24	24
Maxim POPELYUSHKO (95)	10	95	53	21	24	28	127	127	127	14
Colin ATKINSON (9)	11	9	24	127	28	21	21	21	5	5
David ALLAN (28)	12	28	14	86	86	86	86	5	21	21
Daniel CLARK (14)	13	14	333	53	5	5	5	15	17	15
Stewart BLACK (52)	14	52	127	333	53	15	15	17	15	52
Matthew PAPE (24)	15	24	6	5	333	53	17	52	52	17
Ben MASON (8)	16	8	86	6	6	17	53	53	53	53
Ryan McLEISH (71)	17	71	5	17	15	6	52	6	6	6
Jon CRITCHLOW (86)	18	86	52	52	17	52	6	333	333	333
Billy WAIT (17)	19	17	17	15	52	333	333	733	733	733
Keith ATKINSON (733)	20	733	733	733	733	733	86			
-	21									
-	22									
-	23									

Clerk of the Course Orbits

Sig : Time :
 Chief Timekeeper : Ian Sharp (SMART Timing)
 Results available at www.smart-timing.co.uk and www.speedhive.com
 Printed: 06/10/2024 17:49:59

