

6th-7th July 2024

Round 2 – Clockwise



S.M.A.R.T.

Scottish Motorsports Automatic Race Timing

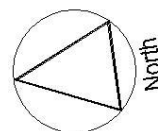
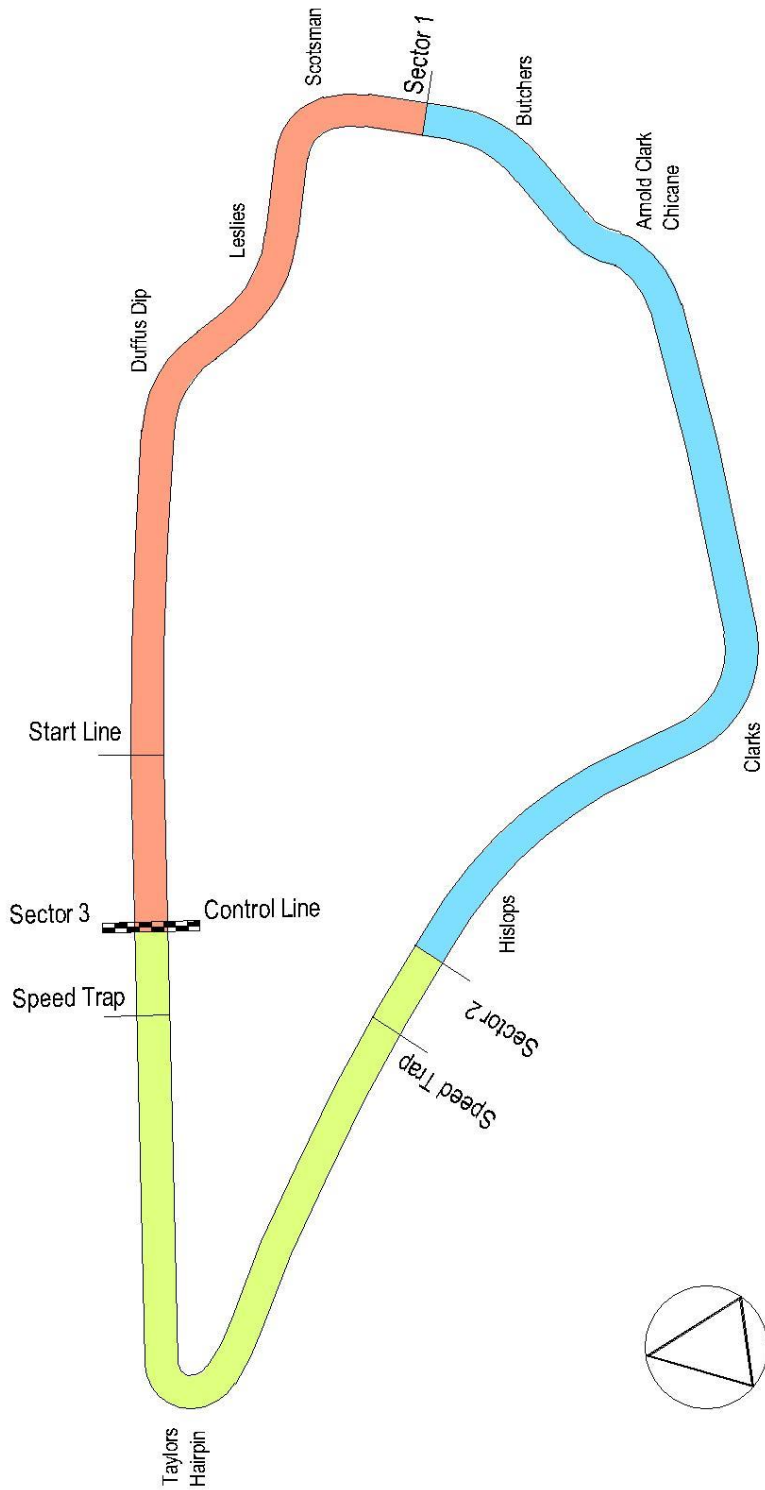

Ravenslea, Melrose Road, Galashiels, TD1 2AT

Telephone : 01896 – 752447

Scottish Motorsports Automatic Race Timing

Circuit layout

Knockhill – Clockwise



Length	
Sector 1	0.433 Mile
Sector 2	0.503 Mile
Sector 3	0.334 Mile

KMSC/SMRC Race meeting

Sorted on best lap time

British Superkart Championship

Knockhill 1.267 miles

Free Practice

06/07/2024 09:45

Practice (12:00 Time) started at 9:38:25

Pos	No.	Name	Make/Model	CC	Class	Laps	Best Tm	Diff	Best Speed	2nd Best
1	84	Matt ROBINSON	Anderson/Redspeed VM	250	Div1	7	48.952		93.170	49.144
2	2	Liam MORLEY	Anderson/VM	250	Div1	8	49.134	0.182	92.825	50.013
3	87	Jack TRITTON	MS Kart/Harvey VM	250	Div1	8	49.266	0.314	92.576	49.907
4	GP	Lee HARPAM	MS Kart/Harvey VM	250	Div1	8	49.565	0.613	92.017	51.502
5	24	Tom RUSHFORTH	Spyda/VM	250	Div1	9	49.660	0.708	91.841	49.718
6	42	Tom RILEY	Anderson/VM	250	Div1	12	51.214	2.262	89.055	51.636
7	S1	Paul PLATT	PVP/Gas Gas	250	F250	11	51.439	2.487	88.665	51.463
8	35	Sam HEMPSHALL	Anderson/THR	250	F250	13	51.749	2.797	88.134	52.199
9	101	Lee PLAIN	Anderson/DEA	250	F250	9	51.808	2.856	88.034	51.989
10	103	Kirk CATTERMOLE	Raider/ CAT TM	250	F250	11	51.940	2.988	87.810	52.015
11	18	Andy WAITE	PVP/FPE	250	Div1	12	52.465	3.513	86.931	52.532
12	15	Luke CLEMON	Anderson/Redspeed VM	250	Div1	13	52.568	3.616	86.761	52.741
13	9	Paul VON GERARD	Jade/IAME	250	Div1	11	52.792	3.840	86.393	52.839
14	56	Michael GOFF	Anderson/VM	250	Div1	8	52.853	3.901	86.293	52.967
15	49	Michael PARR	Anderson/Vipert SK	250	F250	13	53.266	4.314	85.624	53.448
16	143	John READER	Anderson/Honda	250	F250	13	53.800	4.848	84.774	53.952
17	107	Aaron POWELL	Anderson/Honda	250	F250	13	54.121	5.169	84.271	54.304
18	50	John BUSBY	Anderson/DEA	250	F250	13	54.165	5.213	84.203	54.421
19	161	Richard CONNICK	Jade/Honda	250	F250	12	54.928	5.976	83.033	54.948
20	69	Kosta KYRITSIS	Anderson AK/TMR1	125	F125	13	55.442	6.490	82.263	55.618
21	SC4	Ollie HOLMES	Anderson AK/TMR1	125	F125	8	55.653	6.701	81.951	56.113
22	68	Mark EDWARDS	MS Kart/Harvey VM	250	Div1	6	56.292	7.340	81.021	57.176
23	114	Carl HOPKINS	Anderson AK/TMR1	125	F125	13	56.300	7.348	81.010	56.503
24	99	Aston BAKER	Anderson/TM	125	F125	12	57.424	8.472	79.424	57.452
25	61	Steve SOCKI	CFDL Anderson/VM	250	Div1	12	57.846	8.894	78.845	58.064
26	97	Toby VINCENT	Anderson/TM	125	F125	12	58.721	9.769	77.670	59.042
27	98	Marty BAKER	Anderson/TM	125	F125	10	59.558	10.606	76.578	59.935
28	62	Andy POWELL	PVP/FPE	250	Div1	7	1:01.132	12.180	74.606	1:02.190

Announcements

Kart No's 56 & 98 - No working transponders - Please fix before Qualifying

Clerk of the Course

Orbits

Sig : Time :
 Chief Timekeeper : Ian Sharp (SMART Timing)
 Results available at www.smart-timing.co.uk and www.speedhive.com

Printed: 06/07/2024 14:00:49



RACE WITH RESPECT

KMSC/SMRC Race meeting

British Superkart Championship

Knockhill 1.267 miles

Free Practice

06/07/2024 09:45

Practice (12:00 Time) started at 9:38:25

Lap	Time of Day	Lap Tm	S1	S2	S3	S2Spd	SFSpd	Lap	Time of Day	Lap Tm	S1	S2	S3	S2Spd	SFSpd
(84) Matt ROBINSON								9	9:49:07.196	51.463	16.716	19.392	15.355	106.9	101.4
1	9:39:25.823			22.082	16.416		100.6	10	9:49:59.619	52.423	16.906	19.956	15.561	107.5	100.6
2	9:40:17.534	51.711	17.022	19.578	15.111		109.1	11	9:50:51.058	51.439	16.807	19.280	15.352	107.9	100.9
3	9:41:08.308	50.774	16.270	19.738	14.766		110.9	(35) Sam HEMPSHALL							
4	9:41:58.880	50.572	15.868	19.915	14.789		110.9	1	9:39:45.384			25.880	18.020		96.1
5	9:42:48.024	49.144	15.959	18.521	14.664		111.1	2	9:40:41.870	56.486	18.509	21.612	16.365		99.4
6	9:43:36.976	48.952	15.834	18.508	14.610		110.9	3	9:41:35.530	53.660	17.442	20.200	16.018		100.2
7	9:44:36.181	59.205	17.013	20.411	21.781		30.3	4	9:42:28.237	52.707	17.188	19.757	15.762		101.5
(2) Liam MORLEY								5	9:43:20.436	52.199	16.899	19.689	15.611		102.3
1	9:39:46.916			22.404	17.378		109.8	6	9:44:12.952	52.516	17.114	19.796	15.606		101.1
2	9:40:39.336	52.420	17.151	20.232	15.037		117.1	7	9:45:05.826	52.874	17.260	19.823	15.791		101.2
3	9:41:29.349	50.013	16.021	19.113	14.879		118.1	8	9:45:59.573	53.747	18.042	20.021	15.684		101.2
4	9:42:20.906	51.557	16.970	19.887	14.700		111.7	9	9:46:52.378	52.805	16.641	20.383	15.781		101.1
5	9:43:12.423	51.517	16.923	19.675	14.919		117.3	10	9:47:44.678	52.300	16.830	19.767	15.703		101.2
6	9:44:03.052	50.629	16.005	19.691	14.933		110.7	11	9:48:36.427	51.749	16.601	19.548	15.600		102.8
7	9:44:52.186	49.134	15.887	18.553	14.694		118.1	12	9:49:36.067	59.640	16.896	25.691	17.053		99.0
8	9:45:46.123	53.937	16.201	19.253	18.483		112.0	13	9:50:33.883	57.816	17.215	20.446	20.155		33.3
(87) Jack TRITTON								(101) Lee PLAIN							
1	9:39:43.200			25.683	17.445		103.1	1	9:39:56.001			25.324	16.939	93.7	96.4
2	9:40:36.892	53.692	17.744	20.376	15.572		109.7	2	9:40:52.875	56.874	18.266	22.360	16.248		103.4
3	9:41:27.089	50.197	16.099	19.095	15.003		110.9	3	9:41:46.258	53.383	17.254	20.152	15.977		104.9
4	9:42:16.996	49.907	15.984	18.781	15.142		108.8	4	9:42:39.184	52.926	17.496	19.986	15.444		107.9
5	9:43:10.232	53.236	17.635	20.451	15.150		111.1	5	9:43:32.667	53.483	16.759	20.998	15.726		106.9
6	9:44:03.326	53.094	17.514	20.631	14.949		112.0	6	9:44:24.656	51.989	16.913	19.778	15.298		108.4
7	9:44:52.592	49.266	15.938	18.697	14.631		113.2	7	9:45:17.326	52.670	17.118	20.022	15.530		108.2
8	9:45:54.025	1:01.433	15.919	20.437	25.077		26.8	8	9:46:09.134	51.808	16.609	19.903	15.296		107.0
(GP) Lee HARPMAH								(103) Kirk CATTERMOLE							
1	9:39:57.454			24.105	16.956		105.7	1	9:39:46.188			24.569	18.041		84.7
2	9:40:51.342	53.888	17.720	20.743	15.425		109.7	2	9:40:43.633	57.445	19.077	21.797	16.571		97.7
3	9:41:44.081	52.739	17.394	20.223	15.122		112.4	3	9:41:37.894	54.261	17.743	20.608	15.910		98.1
4	9:42:36.742	52.661	16.291	19.032	17.338		36.5	4	9:42:30.473	52.579	16.929	19.869	15.781		98.1
5	9:45:53.196	3:16.454	2:39.140	21.473	15.841		109.3	5	9:43:23.001	52.528	16.715	19.753	16.060		97.7
6	9:46:44.698	51.502	17.208	19.260	15.034		110.7	6	9:44:17.436	54.435	17.209	21.370	15.856		102.8
7	9:47:34.263	49.565			14.577		110.7	7	9:45:09.376	51.940	16.523	19.623	15.794		97.8
8	9:48:33.282	59.019	16.003	19.761	23.255		23.5	8	9:46:01.877	52.501	16.581	20.136	15.784		98.5
(24) Tom RUSHFORTH								(103) Kirk CATTERMOLE							
1	9:39:30.132			20.949	15.769		112.0	9	9:46:53.892	52.015	16.560	19.728	15.727		99.3
2	9:40:21.037	50.905	16.766	19.222	14.917		115.9	10	9:47:46.186	52.294	16.560	19.942	15.792		99.1
3	9:41:11.702	50.665	16.248	19.537	14.880		116.9	11	9:48:40.818	54.632	16.846	20.175	17.611		36.7
4	9:42:02.976	51.274	16.623	19.067	15.584		116.5	(18) Andy WAITE							
5	9:42:53.835	50.859	16.233	19.361	15.265		116.7	1	9:39:49.013			28.302	21.344	88.2	86.4
6	9:43:43.553	49.718	16.121	18.908	14.689		117.1	2	9:40:50.431	1:01.418	21.250	22.986	17.182	106.5	107.0
7	9:44:33.669	50.116	15.975	19.207	14.934		116.9	3	9:41:46.038	55.607	18.067	21.290	16.250		115.3
8	9:45:23.329	49.660	15.965	18.764	14.931		117.7	4	9:42:41.240	55.202	18.008	21.065	16.129		114.9
9	9:46:19.693	56.364	16.572	22.259	17.533		101.4	5	9:43:34.536	53.296	17.350	20.434	15.512		111.7
(42) Tom RILEY								(103) Kirk CATTERMOLE							
1	9:40:04.107			27.937	20.803		94.8	6	9:44:27.731	53.195	17.286	20.369	15.540		111.1
2	9:41:03.286	59.179	19.842	22.235	17.102		105.3	7	9:45:20.577	52.846	17.215	20.043	15.588		116.7
3	9:42:00.153	56.867	18.940	21.973	15.954		106.4	8	9:46:14.426	53.849	17.283	20.765	15.801		116.9
4	9:42:53.800	53.647	17.277	20.865	15.505		114.3	9	9:47:07.513	53.087	17.062	20.364	15.661		113.4
5	9:43:46.291	52.491	17.055	20.107	15.329		109.1	10	9:48:00.045	52.532	17.109	19.799	15.624		115.5
6	9:44:39.517	53.226	17.822	20.123	15.281		109.1	11	9:48:52.510	52.465	17.152	19.566	15.747		115.7
7	9:45:32.229	52.712	17.127	20.289	15.296		113.2	12	9:49:56.325	1:03.815	18.633	22.609	22.573		97.3
8	9:46:29.534	57.305	16.634	20.593	20.078		115.7	(15) Luke CLEMONSON							
9	9:48:29.742	2:00.208	1:24.038	20.803	15.367		108.9	1	9:40:04.834			30.143	21.747	81.1	77.0
10	9:49:21.378	51.636	16.599	19.895	15.142		113.4	2	9:41:12.487	1:07.653	21.926	25.457	20.270		84.7
11	9:50:15.011	53.633	17.439	20.455	15.739		115.3	3	9:42:14.455	1:01.968	20.455	23.191	18.322		94.4
12	9:51:06.225	51.214	16.570	19.582	15.062		116.5	4	9:43:12.685	58.230	19.341	21.285	17.604		106.2
(S1) Paul PLATT								(103) Kirk CATTERMOLE							
1	9:40:03.935			23.620	18.306		95.9	5	9:44:08.555	55.870	17.713	21.321	16.836		108.6
2	9:41:01.867	57.932	19.062	21.682	17.188		100.2	6	9:45:03.539	54.984	17.198	20.985	16.801		106.0
3	9:41:59.200	57.333	19.135	20.779	17.419		105.5	7	9:45:56.548	53.009	17.011	20.225	15.773		108.9
4	9:44:43.543	2:44.343	2:05.842	22.092	16.409		102.1	8	9:46:49.116	52.568	16.723	19.901	15.944		110.0
5	9:45:38.338	54.795	17.986	21.041	15.768		103.7	9	9:47:41.861	52.745	16.870	19.670	16.205		111.7
6	9:46:30.657	52.319	16.969	19.554	15.796		107.0	10	9:48:34.602	52.741	16.701	19.804	16.236		111.3
7	9:47:22.748	52.091	16.960	19.623	15.508		108.1	11	9:49:27.369	52.767	16.775	19.837	16.155		110.7
8	9:48:15.733	52.985	16.815	20.638	15.532		104.5	12	9:50:20.222	52.853	16.835	19.750			

KMSC/SMRC Race meeting

British Superkart Championship

Knockhill 1.267 miles

Free Practice

06/07/2024 09:45

Practice (12:00 Time) started at 9:38:25

Lap	Time of Day	Lap Tm	S1	S2	S3	S2Spd	SFSpd	Lap	Time of Day	Lap Tm	S1	S2	S3	S2Spd	SFSpd
(56) Michael GOFF															
1	9:41:10.962							1	9:39:48.318			26.147	19.921		94.1
2	9:42:05.315	54.353						2	9:40:46.354	58.036	18.722	22.696	16.618		97.7
3	9:43:00.438	55.123						3	9:41:41.881	55.527	18.023	21.221	16.283		98.4
4	9:43:53.405	52.967						4	9:42:36.834	54.953	17.698	21.181	16.074		96.6
5	9:44:46.258	52.853						5	9:43:33.217	56.383	18.015	21.744	16.624		98.0
6	9:45:39.533	53.275						6	9:44:28.596	55.379	17.707	21.150	16.522		96.6
7	9:46:33.106	53.573						7	9:45:24.413	55.817	17.678	21.509	16.630		95.9
8	9:47:26.652	53.546						8	9:46:19.341	54.928	17.602	20.952	16.374		96.3
								9	9:47:14.528	55.187	17.778	21.216	16.193		96.7
								10	9:48:09.476	54.948	17.410	21.279	16.259		94.7
								11	9:49:04.688	55.212	17.926	21.188	16.098		96.6
								12	9:50:10.838	1:06.150	19.107	21.816	25.227		42.6
(161) Richard CONNICK															
1	9:39:48.318							1	9:39:48.318			26.147	19.921		94.1
2	9:40:46.354	58.036						2	9:40:46.354	58.036	18.722	22.696	16.618		97.7
3	9:41:41.881	55.527						3	9:41:41.881	55.527	18.023	21.221	16.283		98.4
4	9:42:36.834	54.953						4	9:42:36.834	54.953	17.698	21.181	16.074		96.6
5	9:43:33.217	56.383						5	9:43:33.217	56.383	18.015	21.744	16.624		98.0
6	9:44:28.596	55.379						6	9:44:28.596	55.379	17.707	21.150	16.522		96.6
7	9:45:24.413	55.817						7	9:45:24.413	55.817	17.678	21.509	16.630		95.9
8	9:46:19.341	54.928						8	9:46:19.341	54.928	17.602	20.952	16.374		96.3
9	9:47:14.528	55.187						9	9:47:14.528	55.187	17.778	21.216	16.193		96.7
10	9:48:09.476	54.948						10	9:48:09.476	54.948	17.410	21.279	16.259		94.7
11	9:49:04.688	55.212						11	9:49:04.688	55.212	17.926	21.188	16.098		96.6
12	9:50:10.838	1:06.150						12	9:50:10.838	1:06.150	19.107	21.816	25.227		42.6
(49) Michael PARR															
1	9:39:48.542		25.592	20.076			86.6	1	9:39:48.980			23.193	17.432	96.3	92.9
2	9:40:47.402	58.860	20.365	22.178	16.317		97.7	2	9:40:48.486	59.506	20.167	22.408	16.931	99.9	92.2
3	9:41:41.517	54.115	17.450	20.776	15.889		98.0	3	9:41:46.021	57.535	18.502	22.060	16.973	99.1	91.2
4	9:42:35.367	53.850	17.223	20.527	16.100		97.0	4	9:42:42.467	56.446	18.306	21.586	16.554	99.3	92.3
5	9:43:29.683	54.316	17.588	20.540	16.188		96.6	5	9:43:38.347	55.880	18.156	21.201	16.523	99.3	93.6
6	9:44:23.131	53.448	17.068	20.423	15.957		97.8	6	9:44:33.997	55.650	17.833	21.081	16.736	100.0	94.0
7	9:45:17.737	54.606	17.600	20.241	16.765		96.7	7	9:45:31.974	57.977	17.865	21.344	18.768	98.3	88.3
8	9:46:12.471	54.734	17.333	21.151	16.250		98.0	8	9:46:28.306	56.332	18.112	21.703	16.517	98.3	91.4
9	9:47:06.072	53.601	16.991	20.837	15.773		98.7	9	9:47:23.984	55.678	18.098	21.127	16.453	98.1	92.6
10	9:47:59.630	53.558	16.903	20.454	16.201		98.7	10	9:48:19.680	55.696	17.755	21.253	16.688	99.1	92.1
11	9:48:54.854	55.224	18.288	21.068	15.868		97.7	11	9:49:17.874	58.194	18.803	22.702	16.689	95.6	94.3
12	9:49:49.406	54.552	16.975	21.553	16.024		96.1	12	9:50:13.316	55.442	17.773	21.240	16.429	98.0	93.7
13	9:50:42.672	53.266	17.097	20.458	15.711		97.7	13	9:51:08.934	55.618	17.811	21.163	16.644	99.3	91.2
(143) John READER															
1	9:40:09.849		26.504	18.144			94.4	1	9:39:45.965			25.231	18.096	92.2	91.4
2	9:41:08.117	58.268	19.159	22.602	16.507		95.9	2	9:40:43.019	57.054	18.668	21.764	16.622	97.0	91.8
3	9:42:03.994	55.877	18.120	21.265	16.492		96.7	3	9:41:38.672	55.653	17.939	21.082	16.632		92.8
4	9:42:58.466	54.472	17.731	20.789	15.952		96.6	4	9:42:34.785	56.113	17.926	21.403	16.784	98.4	89.8
5	9:43:52.266	53.800	17.566	20.367	15.867		97.0	5	9:43:36.439	1:01.654	19.944	24.659	17.051		91.6
6	9:44:46.651	54.385	17.255	21.164	15.966		96.4	6	9:44:33.888	57.449	18.421	21.870	17.158	97.3	90.6
7	9:45:40.806	54.155	17.282	20.512	16.361		98.8	7	9:45:31.571	57.683	18.652	21.734	17.297		90.4
8	9:46:34.803	53.997	17.543	20.526	15.928		97.8	8	9:46:31.395	59.824	18.197	22.006	19.621		34.3
9	9:47:28.755	53.952	17.327	20.660	15.965		100.2								
10	9:48:23.144	54.389	17.233	20.478	16.678		101.2								
11	9:49:17.724	54.580	17.480	20.647	16.453		102.3								
12	9:50:11.808	54.084	17.421	20.586	16.077		100.5								
13	9:51:06.962	55.154	17.687	20.517	16.950		101.7								
(SC4) Ollie HOLMES															
1	9:40:09.849		26.504	18.144			94.4	1	9:39:45.965			25.231	18.096	92.2	91.4
2	9:41:08.117	58.268	19.159	22.602	16.507		95.9	2	9:40:43.019	57.054	18.668	21.764	16.622	97.0	91.8
3	9:42:03.994	55.877	18.120	21.265	16.492		96.7	3	9:41:38.672	55.653	17.939	21.082	16.632		92.8
4	9:42:58.466	54.472	17.731	20.789	15.952		96.6	4	9:42:34.785	56.113	17.926	21.403	16.784	98.4	89.8
5	9:43:52.266	53.800	17.566	20.367	15.867		97.0	5	9:43:36.439	1:01.654	19.944	24.659	17.051		91.6
6	9:44:46.651	54.385	17.255	21.164	15.966		96.4	6	9:44:33.888	57.449	18.421	21.870	17.158	97.3	90.6
7	9:45:40.806	54.155	17.282	20.512	16.361		98.8	7	9:45:31.571	57.683	18.652	21.734	17.297		90.4
8	9:46:34.803	53.997	17.543	20.526	15.928		97.8	8	9:46:31.395	59.824	18.197	22.006	19.621		34.3
9	9:47:28.755	53.952	17.327	20.660	15.965		100.2								
10	9:48:23.144	54.389	17.233	20.478	16.678		101.2								
11	9:49:17.724	54.580	17.480	20.647	16.453		102.3								
12	9:50:11.808	54.084	17.421	20.586	16.077		100.5								
13	9:51:06.962	55.154	17.687	20.517	16.950		101.7								
(68) Mark EDWARDS															
1	9:39:36.569							1	9:39:36.569			23.882	17.313		107.0
2	9:40:32.861	56.292	18.690	21.112	16.490			2	9:40:32.861	56.292	18.690	21.112	16.490		107.2
3	9:41:32.368	59.507	17.763	20.781	20.963			3	9:41:32.368	59.507	17.763	20.781	20.963		34.9
4	9:42:31.571	4:09.509	3:26.082	25.300	18.127			4	9:42:31.571	4:09.509	3:26.082	25.300	18.127		105.2
5	9:43:31.571	57.176	19.221	21.468	16.487			5	9:43:31.571	57.176	19.221	21.468	16.487		106.2
6	9:44:31.395	57.993	17.633	20.383	19.977			6	9:44:31.395	57.993	17.633	20.383	19.977		33.5
(114) Carl HOPKINS															
1	9:39:30.578							1	9:39:30.578			24.451	18.009		88.6
2	9:40:30.124	59.546	19.463	22.940	17.143			2	9:40:30.124	59.546	19.463	22.940	17.143		89.4
3	9:41:27.762	57.638	18.642	22.019	16.977			3	9:41:27.762	57.638	18.642	22.019	16.977		90.4
4	9:42:24.805	57.043	18.411	21.967	16.665			4	9:42:24.805	57.043	18.411	21.967	16.665	97.8	90.0
5	9:43:21.567	56.762	18.535	21.828	16.399			5	9:43:21.567	56.762	18.535	21.828	16.399		91.7
6	9:44:20.239														

KMSC/SMRC Race meeting

British Superkart Championship

Knockhill 1.267 miles

Free Practice

06/07/2024 09:45

Practice (12:00 Time) started at 9:38:25

Lap	Time of Day	Lap Tm	S1	S2	S3	S2Spd	SFSpd	Lap	Time of Day	Lap Tm	S1	S2	S3	S2Spd	SFSpd
5	9:44:05.847	59.256	19.504	22.815	16.937	94.8	91.3								
6	9:45:04.615	58.768	18.737	22.918	17.113	94.7	91.2								
7	9:46:03.678	59.063	19.198	22.945	16.920	95.9	91.3								
8	9:47:01.639	57.961	18.863	22.172	16.926	96.4	91.4								
9	9:47:59.109	57.470	18.501	22.178	16.791	95.7	92.3								
10	9:48:57.428	58.319	19.360	22.233	16.726	96.0	90.8								
11	9:49:54.852	57.424	18.493	22.188	16.743	94.8	91.7								
12	9:50:52.304	57.452	18.330	22.596	16.526	95.1	91.1								

(61) Steve SOCKI

1	9:39:51.810			27.153	19.658	90.8	89.2
2	9:40:57.469	1:05.659	22.158	24.397	19.104	93.5	86.9
3	9:42:03.821	1:06.352	21.991	25.167	19.194	90.6	89.8
4	9:43:07.520	1:03.699	20.600	23.843	19.256	92.7	86.0
5	9:44:10.394	1:02.874	20.920	23.449	18.505	95.9	95.6
6	9:45:10.415	1:00.021	19.850	22.569	17.602	102.9	102.0
7	9:46:09.142	58.727	19.143	22.173	17.411	105.3	99.4
8	9:47:07.206	58.064	19.200	21.607	17.257		102.3
9	9:48:05.052	57.846	19.030	21.629	17.187	106.5	105.2
10	9:49:03.261	58.209	19.269	21.684	17.256	106.2	103.4
11	9:50:01.463	58.202	19.030	21.681	17.491	108.9	104.4
12	9:51:00.092	58.629	18.856	21.839	17.934	104.0	96.3

(97) Toby VINCENT

1	9:40:16.789			30.790	22.824	75.3	79.6
2	9:41:19.117	1:02.328	20.094	23.768	18.466	91.2	85.5
3	9:42:19.835	1:00.718	19.382	23.740	17.596	92.7	87.3
4	9:43:20.472	1:00.637	19.651	23.342	17.644	93.1	88.1
5	9:44:21.960	1:01.488	19.263	24.153	18.072	92.2	86.6
6	9:45:21.002	59.042	19.039	22.393	17.610	91.7	86.8
7	9:46:19.723	58.721	18.744	22.432	17.545	92.3	87.7
8	9:47:19.219	59.496	19.066	22.808	17.622	92.7	87.8
9	9:48:19.161	59.942	19.306	23.036	17.600	91.9	88.0
10	9:49:20.134	1:00.973	19.627	23.747	17.599	89.2	86.0
11	9:50:20.849	1:00.715	19.082	22.724	18.909	92.4	84.3
12	9:51:20.097	59.248	18.708	22.392	18.148	91.4	85.9

(98) Marty BAKER

1	9:41:13.129						
2	9:42:14.923	1:01.794					
3	9:43:16.051	1:01.128					
4	9:44:16.797	1:00.746					
5	9:45:17.967	1:01.170					
6	9:46:18.975	1:01.008					
7	9:47:18.910	59.935					
8	9:48:19.679	1:00.769					
9	9:49:19.237	59.558					
10	9:50:21.453	1:02.216					

(62) Andy POWELL

1	9:40:13.799			26.334	19.940	81.4	95.9
2	9:41:16.424	1:02.625	20.133	24.127	18.365	94.8	88.3
3	9:42:18.614	1:02.190	20.285	23.180	18.725	100.9	87.0
4	9:43:19.746	1:01.132	20.697	23.066	17.369	99.3	96.0
5	9:44:22.323	1:02.577	19.839	22.789	19.949	92.9	79.7
6	9:45:27.808	1:05.485	20.747	23.707	21.031	90.4	85.1
7	9:46:37.677	1:09.869	20.656	23.110	26.103	90.0	22.0

Clerk of the Course

Sig : Time :
 Chief Timekeeper : Ian Sharp (SMART Timing)
 Results available at www.smart-timing.co.uk and www.speedhive.com
 Printed: 06/07/2024 09:59:39

Orbits



**KMSC/SMRC Race meeting****Sorted on best lap time**

Scottish Legends Cars Championship

Knockhill 1.267 miles

Familiarisation - Q1

06/07/2024 11:20

Practice (10:00 Time) started at 11:09:12

Pos	No.	Name	Make/Model	CC	Class	Laps	Best Tm	Diff	Best Speed	2nd Best
1	52	Stewart BLACK	Legend Coupe	1250	L	7	58.325		78.197	58.557
2	14	Daniel CLARK	Legend Coupe	890	L	7	58.690	0.365	77.711	58.780
3	12	Stephen TREHERNE	Legend Coupe	1250	Gue	7	59.075	0.750	77.204	59.120
4	8	Ben MASON	Legend Coupe	1250	L T	5	59.340	1.015	76.859	59.385
5	24	Matthew PAPE	Legend Coupe	1250	L	7	59.401	1.076	76.781	59.757
6	77	Michael WEDDELL	Legend Coupe	1250	L R	7	59.632	1.307	76.483	59.779
7	28	David ALLAN	Legend Coupe	890	L	7	59.704	1.379	76.391	59.833
8	9	Colin ATKINSON	Legend Coupe	899	L	7	59.735	1.410	76.351	59.893
9	333	Bill READ	Legend Coupe	890	L	6	1:00.310	1.985	75.623	1:00.350
10	27	Grant HUNTER	Legend Coupe	890	L R	6	1:00.358	2.033	75.563	1:00.735
11	46	Brent BOWIE	Legend Coupe	1250	L	6	1:00.470	2.145	75.423	1:00.855
12	17	Billy WAIT	Legend Coupe	1250	L	7	1:00.553	2.228	75.320	1:00.672
13	43	Jonty NORMAN	Legend Sedan	1250	L	5	1:00.868	2.543	74.930	1:02.080
14	15	Elby CLARK	Legend Coupe	890	L	6	1:00.984	2.659	74.787	1:01.137
15	95	Maxim POPELYUSHKO	Legend Coupe	850	L	6	1:01.059	2.734	74.696	1:01.650
16	16	Chris LAPIT	Legend Sedan	1250	L	6	1:01.152	2.827	74.582	1:01.346
17	127	Phil ROWLANDS	Legend Coupe	1250	L R	6	1:01.308	2.983	74.392	1:01.951
18	78	David HEADEN	Legend Sedan	1250	L R	7	1:01.685	3.360	73.938	1:02.618
19	35	Neil SHENTON	Legend Coupe	1250	L	6	1:01.952	3.627	73.619	1:02.176
20	5	Christopher WALLACE	Legend Coupe	1250	L R	6	1:02.374	4.049	73.121	1:02.453
21	53	Stuart ROBERTSON	Legend Coupe	850	L	6	1:02.474	4.149	73.004	1:03.068
22	21	Mark MULHOLLAND	Legend Coupe	1250	L	6	1:03.721	5.396	71.575	1:04.386
23	55	Stuart McANDREW	Legend Coupe	1250	L	3	1:13.906	15.581	61.711	1:16.947
24	6	Gary ATKINSON	Legend Sedan-Van	899	L R	3	1:19.068	20.743	57.683	1:22.442
25	85	Mark BEATY	Legend Coupe	1250	L	1			-	

Announcements

Car No.35 - No working transponder - Please fix before 1st Race

Clerk of the Course

Orbits

Sig : Time :

Chief Timekeeper : Ian Sharp (SMART Timing)

Results available at www.smart-timing.co.uk and www.speedhive.com

Printed: 06/07/2024 11:27:34

**RACE WITH RESPECT**

KMSC/SMRC Race meeting

Scottish Legends Cars Championship

Familiarisation - Q1

Practice (10:00 Time) started at 11:09:12

Knockhill 1.267 miles

06/07/2024 11:20

Lap	Time of Day	Lap Tm	S1	S2	S3	S2Spd	SFSpd	Lap	Time of Day	Lap Tm	S1	S2	S3	S2Spd	SFSpd
(52) Stewart BLACK															
1	11:10:45.217			24.813	18.205	90.9	92.4	3	11:13:04.019	1:00.542	19.371	23.239	17.932	96.0	90.8
2	11:11:45.801	1:00.584	19.225	23.738	17.621	96.1	91.7	4	11:14:04.369	1:00.350	19.390	23.130	17.830	95.7	90.9
3	11:12:44.577	58.776	18.952	22.209	17.615	97.0	91.1	5	11:15:04.679	1:00.310	19.442	22.904	17.964	97.4	91.3
4	11:13:43.806	59.229	18.808	22.767	17.654	96.8	91.6	6	11:16:05.576	1:00.897	19.595	22.875	18.427	96.8	89.8
5	11:14:43.053	59.247	19.038	22.739	17.470	97.1	92.6	(27) Grant HUNTER							
6	11:15:41.378	58.325	18.846	22.065	17.414	98.4	92.4	1	11:11:21.413			24.960	18.904	94.1	91.3
7	11:16:39.935	58.557	18.748	22.323	17.486	96.8	90.7	2	11:12:24.073	1:02.660	20.188	24.025	18.447	93.6	90.9
(14) Daniel CLARK															
1	11:10:37.785			23.012	18.085	97.5	91.2	3	11:13:25.363	1:01.290	19.861	22.968	18.461	95.1	90.3
2	11:11:37.956	1:00.171	19.426	23.069	17.676	97.4	91.3	4	11:14:27.730	1:02.367	19.768	23.600	18.999	96.1	92.2
3	11:12:37.741	59.785	19.302	22.695	17.788	98.0	92.6	5	11:15:28.465	1:00.735	19.819	22.845	18.071	97.4	90.1
4	11:13:37.139	59.398	19.290	22.560	17.548	98.0	91.2	6	11:16:28.823	1:00.358	19.568	22.758	18.032	98.0	91.4
5	11:14:35.829	58.690	18.934	22.249	17.507	96.7	91.2	(46) Brent BOWIE							
6	11:15:34.609	58.780	19.003	22.260	17.517	97.7	92.8	1	11:11:01.966			27.133	18.595	90.8	88.8
7	11:16:40.061	1:05.452	19.675	23.159	22.618	97.1	92.0	2	11:12:04.467	1:02.501	20.484	23.764	18.253	93.9	86.9
(12) Stephen TREHERNE															
1	11:10:46.224			23.347	17.914	95.7	91.1	3	11:13:05.322	1:00.855	19.442	23.076	18.337	94.3	88.0
2	11:11:47.287	1:01.063	19.622	23.474	17.967	96.0	90.8	4	11:14:05.792	1:00.470	19.488	22.975	18.007	93.3	86.5
3	11:12:46.751	59.464	19.157	22.471	17.836	95.3	90.6	5	11:15:07.300	1:01.508	19.742	23.419	18.347	92.7	87.2
4	11:13:45.826	59.075	19.176	22.303	17.596	96.3	91.9	6	11:16:08.297	1:00.997	19.725	23.166	18.106	93.1	87.7
5	11:14:45.349	59.523	19.212	22.202	18.109	96.1	90.2	(17) Billy WAIT							
6	11:15:44.469	59.120	18.999	22.281	17.840	96.1	90.7	1	11:10:36.240			23.745	18.660		86.8
7	11:16:47.739	1:03.270	19.160	23.265	20.845	95.7	35.8	2	11:11:38.414	1:02.174	20.234	23.797	18.143		90.2
(8) Ben MASON															
1	11:10:28.235			26.950	23.011	71.4	38.1	3	11:12:40.698	1:02.284	19.637	24.288	18.359		87.3
2	11:11:53.240	3:25.005	2:44.494	22.712	17.799	96.4	91.6	4	11:13:42.312	1:01.614	19.928	23.383	18.303		91.2
3	11:14:52.625	59.385	19.199	22.403	17.783	97.5	91.7	5	11:14:42.865	1:00.553	19.503	22.895	18.155		88.9
4	11:15:52.208	59.583	19.354	22.596	17.633	97.1	91.4	6	11:15:43.537	1:00.672	19.512	23.122	18.038		88.5
5	11:16:51.548	59.340	19.031	22.315	17.994	96.8	90.2	7	11:16:46.461	1:02.924	19.848	23.598	19.478		69.3
(24) Matthew PAPE															
1	11:10:49.761			24.860	18.561	93.6	89.6	(43) Jonty NORMAN							
2	11:11:50.813	1:01.052	19.728	23.220	18.104	93.9	90.2	1	11:11:24.375			26.521	18.868	90.1	89.1
3	11:12:51.567	1:00.754	19.599	23.049	18.106	93.3	89.4	2	11:12:26.492	1:02.117	20.499	23.679	17.939	96.4	89.6
4	11:13:51.981	1:00.414	19.460	22.919	18.035	93.2	89.4	3	11:13:28.572	1:02.080	19.777	24.158	18.145	92.8	92.1
5	11:14:53.079	1:01.098	20.023	22.869	18.206	93.7	90.8	4	11:14:31.024	1:02.452	20.251	24.197	18.004	94.4	88.6
6	11:15:52.836	59.757	19.281	22.664	17.812	90.7	90.7	5	11:15:31.892	1:00.368	19.691	23.102	18.075	94.1	88.6
7	11:16:52.237	59.401	19.097	22.365	17.939	96.8	89.7	(15) Elby CLARK							
(77) Michael WEDDELL															
1	11:10:22.220			24.766	18.799		87.5	1	11:10:38.338			25.204	18.739	92.8	90.9
2	11:11:23.389	1:01.169	19.641	23.478	18.050	94.8	89.2	2	11:11:40.073	1:01.735	19.999	23.828	17.908	95.6	91.3
3	11:12:25.468	1:02.079	20.044	24.049	17.986	89.0	89.0	3	11:12:41.210	1:01.137	19.595	23.704	17.838	97.7	91.6
4	11:13:26.596	1:01.128	19.843	23.442	17.843	88.8	88.8	4	11:13:42.194	1:00.984	19.766	23.198	18.020	97.7	90.1
5	11:14:26.544	59.948	19.235	22.681	18.032	87.8	87.8	5	11:14:43.876	1:01.682	20.470	23.226	17.986	98.4	90.6
6	11:15:26.323	59.779	19.272	22.711	17.796	92.8	87.0	6	11:15:56.697	1:12.821	20.068	27.386	25.367	81.8	28.1
7	11:16:25.955	59.632	19.276	22.611	17.745	88.3	88.3	(95) Maxim POPELYUSHKO							
(28) David ALLAN															
1	11:10:27.198			23.559	18.456		89.6	1	11:10:55.288			24.793	18.516	94.1	89.2
2	11:11:27.658	1:00.460	19.556	22.697	18.207	90.0	90.0	2	11:11:57.199	1:01.911	20.316	23.337	18.258	94.8	88.8
3	11:12:28.594	1:00.936	19.379	22.821	18.736	90.9	90.9	3	11:12:59.234	1:02.035	19.612	24.281	18.142	94.9	89.5
4	11:13:28.463	59.869	19.277	22.575	18.017	90.6	90.6	4	11:14:00.884	1:01.650	20.109	23.620	17.921	94.4	89.2
5	11:14:29.902	1:01.439	20.128	23.518	17.793	89.8	89.8	5	11:15:01.943	1:01.059	19.873	22.970	18.216	94.1	88.2
6	11:15:29.735	59.833	19.332	22.746	17.755	90.4	90.4	6	11:16:08.327	1:06.384	20.862	23.745	21.777	94.1	32.7
7	11:16:29.439	59.704	19.199	22.772	17.733	91.6	91.6	(16) Chris LAPIT							
(9) Colin ATKINSON															
1	11:10:26.713			23.580	18.331	94.7	88.6	1	11:10:32.257			24.226	18.502		88.6
2	11:11:26.884	1:00.171	19.676	22.784	17.711	95.3	90.3	2	11:11:34.993	1:02.736	20.006	23.919	18.811	93.3	86.3
3	11:12:26.970	1:00.086	19.415	22.807	17.864	97.4	91.2	3	11:12:37.432	1:02.439	20.201	23.929	18.309	93.9	89.1
4	11:13:27.770	1:00.800	19.553	23.271	17.976	96.0	90.3	4	11:13:38.875	1:01.443	19.992	23.244	18.207	95.5	89.5
5	11:14:27.663	59.893	19.313	22.618	17.962	97.0	90.2	5	11:14:40.027	1:01.152	19.584	23.133	18.435		87.8
6	11:15:27.692	1:00.029	19.485	22.736	17.808	90.4	90.4	6	11:15:41.373	1:01.346	19.837	23.149	18.360		88.5
7	11:16:27.427	59.735	19.369	22.459	17.907	90.2	90.2	(127) Phil ROWLANDS							
(333) Bill READ															
1	11:11:02.197			33.867	18.210	92.8	92.2	1	11:11:21.140			26.439	20.751		88.1
2	11:12:03.477	1:01.280	19.976	23.307	17.997	94.9	90.7	2	11:12:28.280	1:07.140	22.112	25.132	19.896		88.1
(78) David HEADEN															
1	11:10:27.436							3	11:13:31.056	1:02.776	20.407	23.580	18.789		86.9
2	11:11:31.697	1:04.261	21.331	23.978	18.952	91.4	88.3	4	11:14:33.007	1:01.951	19.953	23.304	18.694		86.7
3	11:12:34.511	1:02.814	20.125	24.027	18.662	91.3	87.0	5	11:15:34.315	1:01.308	19.837	23.023	18.448		87.5
4	11:13:38.082	1:03.571	20.511	24.002	19.058	83.7	88.5	6	11:16:43.414	1:09.099	20.407	23.919	24.773	91.3	

KMSC/SMRC Race meeting

Scottish Legends Cars Championship

Knockhill 1.267 miles

Familiarisation - Q1

06/07/2024 11:20

Practice (10:00 Time) started at 11:09:12

Lap	Time of Day	Lap Tm	S1	S2	S3	S2Spd	SFSpd	Lap	Time of Day	Lap Tm	S1	S2	S3	S2Spd	SFSpd
5	11:14:40.700	1:02.618	19.732	23.510	19.376		86.1								
6	11:15:42.385	1:01.685	19.722	23.613	18.350	93.3	88.9								
7	11:16:51.296	1:08.911	20.324	24.377	24.210	88.8	35.6								

(35) Neil SHENTON

1	11:11:04.234						
2	11:12:06.568	1:02.334					
3	11:13:09.495	1:02.927					
4	11:14:12.286	1:02.791					
5	11:15:14.462	1:02.176					
6	11:16:16.414	1:01.952					

(5) Christopher WALLACE

1	11:10:51.838		26.269	19.473	93.6	89.6
2	11:11:55.355	1:03.517	20.477	23.696	19.344	95.5
3	11:12:58.646	1:03.291	20.303	24.211	18.777	94.0
4	11:14:02.116	1:03.470	20.362	24.078	19.030	85.6
5	11:15:04.569	1:02.453	20.595	23.218	18.640	95.2
6	11:16:06.943	1:02.374	20.504	23.344	18.526	95.7

(53) Stuart ROBERTSON

1	11:11:20.078		25.906	19.434	94.8	88.4
2	11:12:24.963	1:04.885	20.760	25.195	18.930	94.1
3	11:13:28.031	1:03.068	20.154	24.169	18.745	95.5
4	11:14:31.403	1:03.372	20.363	24.408	18.601	93.9
5	11:15:33.877	1:02.474	20.288	23.795	18.391	94.5
6	11:16:41.270	1:07.393	20.183	23.964	23.246	96.0

(21) Mark MULHOLLAND

1	11:10:27.595		26.177	19.669	86.0	91.4
2	11:11:36.341	1:08.746	23.148	26.467	19.131	89.6
3	11:12:41.800	1:05.459	21.442	25.231	18.786	91.9
4	11:13:45.521	1:03.721	20.729	24.718	18.274	93.6
5	11:14:51.134	1:05.613	21.443	24.827	19.343	91.6
6	11:15:55.520	1:04.386	20.702	25.331	18.353	92.7

(55) Stuart McANDREW

1	11:11:31.759		30.599	23.112	60.9	77.0
2	11:12:48.706	1:16.947	23.301	31.066	22.580	71.3
3	11:14:02.612	1:13.906	22.262	27.109	24.535	84.4

(6) Gary ATKINSON

1	11:10:31.311		24.776	18.689	92.3	89.0
2	11:11:50.379	1:19.068	31.497	26.522	21.049	93.3
3	11:13:12.821	1:22.442	24.756	29.876	27.810	76.0

(85) Mark BEATY

1	11:10:45.478		23.841	24.342	81.9	33.7
---	--------------	--	---------------	---------------	-------------	-------------

Clerk of the Course

Orbits

Sig : Time :
 Chief Timekeeper : Ian Sharp (SMART Timing)
 Results available at www.smart-timing.co.uk and www.speedhive.com



KMSC/SMRC Race meeting

Sorted on best lap time

British Superkart Championship

Knockhill 1.267 miles

Qualifying - Q2

06/07/2024 13:10

Practice (12:00 Time) started at 13:05:10

Pos	No.	Name	Make/Model	CC	Class	Laps	Best Tm	Diff	Best Speed	2nd Best
1	GP	Lee HARPAM	MS Kart/Harvey VM	250	Div1	12	48.045		94.929	48.728
2	2	Liam MORLEY	Anderson/VM	250	Div1	14	48.293	0.248	94.441	48.630
3	24	Tom RUSHFORTH	Spyda/VM	250	Div1	11	48.779	0.734	93.500	49.206
4	87	Jack TRITTON	MS Kart/Harvey VM	250	Div1	13	48.796	0.751	93.467	49.368
5	84	Matt ROBINSON	Anderson/Redspeed VM	250	Div1	12	49.231	1.186	92.642	49.435
6	68	Mark EDWARDS	MS Kart/Harvey	250	Div1	13	50.283	2.238	90.703	50.584
7	3	Carl HULME	Anderson/VM	250	Div1	11	50.297	2.252	90.678	50.584
8	42	Tom RILEY	Anderson/VM	250	Div1	8	50.606	2.561	90.124	52.671
9	9	Paul VON GERARD	Jade/IAME	250	Div1	10	51.282	3.237	88.936	51.597
10	101	Lee PLAIN	Anderson/DEA	250	F250	12	51.669	3.624	88.270	52.429
11	18	Andy WAITE	PVP/FPE	250	Div1	10	52.327	4.282	87.160	52.909
12	S1	Paul PLATT	PVP/Gas Gas	250	F250	12	52.388	4.343	87.059	52.485
13	103	Kirk CATTERMOLE	Raider/ CAT TM	250	F250	12	52.418	4.373	87.009	52.534
14	35	Sam HEMPSHALL	Anderson/THR	250	F250	9	52.992	4.947	86.067	53.959
15	107	Aaron POWELL	Anderson/Honda	250	F250	12	53.535	5.490	85.194	53.956
16	49	Michael PARR	Anderson/Vipert SK	250	F250	11	53.585	5.540	85.114	54.037
17	SC4	Ollie HOLMES	Anderson/AK/TMR1	125	F125	12	54.024	5.979	84.422	54.037
18	50	John BUSBY	Anderson/DEA	250	F250	11	54.559	6.514	83.595	54.597
19	161	Richard CONNICK	Jade/Honda	250	F250	12	54.840	6.795	83.166	54.985
20	15	Luke CLEMSON	Anderson/Redspeed VM	250	Div1	8	54.916	6.871	83.051	55.243
21	69	Kosta KYRITSIS	Anderson/AK/TMR1	125	F125	11	55.282	7.237	82.501	55.664
22	114	Carl HOPKINS	Anderson/AK/TMR1	125	F125	11	55.701	7.656	81.881	55.815
23	34	Daniel JERRED	Anderson/Honda	250	F250	10	56.377	8.332	80.899	56.683
24	61	Steve SOCKI	CFDL Anderson/VM	250	Div1	11	57.014	8.969	79.995	58.480
25	99	Aston BAKER	Anderson/TM	125	F125	11	59.124	11.079	77.140	59.481
26	62	Andy POWELL	PVP/FPE	250	Div1	9	1:00.098	12.053	75.890	1:00.941
27	98	Marty BAKER	Anderson/TM	125	F125	10	1:00.359	12.314	75.562	1:00.414
28	97	Toby VINCENT	Anderson/TM	125	F125	10	1:00.425	12.380	75.479	1:00.590
29	56	Michael GOFF	Anderson/VM	250	Div1			-	-	-
30	143	John READER	Anderson/Honda	250	F250			-	-	-

Clerk of the Course

Orbits

Sig : Time :

Chief Timekeeper : Ian Sharp (SMART Timing)

Results available at www.smart-timing.co.uk and www.speedhive.com

Printed: 06/07/2024 13:51:22

KMSC/SMRC Race meeting

British Superkart Championship

Knockhill 1.267 miles

Qualifying - Q2

06/07/2024 13:10

Practice (12:00 Time) started at 13:05:10

Lap	Time of Day	Lap Tm	S1	S2	S3	S2Spd	SFSpd	Lap	Time of Day	Lap Tm	S1	S2	S3	S2Spd	SFSpd
(GP) Lee HARPHAM															
1	13:06:29.121				19.092		106.4	1	13:06:30.475			28.852	20.342		95.3
2	13:11:41.474	3:59.588	4:32.890	22.608	16.855		110.6	2	13:11:51.233	4:02.562	4:35.166	25.038	20.554		99.0
3	13:12:36.210	54.736	17.517	21.499	15.720		111.3	3	13:12:50.753	59.520	18.644	23.346	17.530		106.7
4	13:13:27.325	51.115			15.044		111.7	4	13:13:46.296	55.543	17.199	21.385	16.959		106.7
5	13:14:17.052	49.727			14.891		111.8	5	13:14:39.529	53.233	16.637	20.552	16.044		108.6
6	13:15:06.680	49.628	15.674	19.194	14.760		112.4	6	13:15:43.356	1:03.827	16.562	20.008	27.257		108.2
7	13:15:55.752	49.072			14.501		113.2	7	13:16:37.450	54.094	17.591	21.041	15.462		110.6
8	13:16:46.458	50.706	15.682	20.017	15.007		112.6	8	13:17:29.104	51.654	16.495	19.660	15.499		110.2
9	13:17:35.186	48.728			14.554		112.2	9	13:18:20.555	51.451	16.366	19.791	15.294		109.8
10	13:18:23.231	48.045			14.443		112.6	10	13:19:12.067	51.512	16.712	19.345	15.455		111.3
11	13:19:12.263	49.032					112.0	11	13:20:03.520	51.453	16.134	20.506	14.813	116.7	110.6
12	13:20:07.001	54.738	16.183	20.439	18.116		36.0	12	13:20:54.104	50.584	16.179	19.410	14.995		109.8
								13	13:21:44.387	50.283	16.124	19.143	15.016		110.0
(2) Liam MORLEY															
1	13:06:19.837			25.316	18.662	111.7	107.4	1	13:06:25.859			26.405	21.785		60.3
2	13:11:33.800	4:04.947		21.740	17.156	113.7	110.7	2	13:11:59.163	4:19.218	4:51.293	24.572	17.439	102.1	108.2
3	13:12:26.909	53.109	16.661	20.312	16.136	115.7	109.5	3	13:12:54.762	55.599	17.619	21.736	16.244	114.5	107.4
4	13:13:18.131	51.222	16.120	19.440	15.662	116.9	110.2	4	13:13:48.451	53.689	17.069	20.615	16.005		110.2
5	13:14:08.907	50.776	15.875	19.337	15.564	116.5	111.1	5	13:14:42.509	54.058	16.982	21.149	15.927		110.2
6	13:15:01.861	52.954	16.538	20.590	15.826	117.7	109.5	6	13:15:35.565	53.056	16.912	19.986	16.158	116.5	108.6
7	13:15:53.234	51.373	16.413	18.935	16.025	115.7	109.1	7	13:16:26.922	51.357	16.615	19.561	15.181		109.3
8	13:16:42.694	49.460	16.147	18.508	14.805	118.4	111.3	8	13:17:17.815	50.893	16.264	19.658	14.971		108.8
9	13:17:32.063	49.369	15.516	19.227	14.626	118.8	110.7	9	13:18:08.399	50.584	16.192	19.532	14.860		109.8
10	13:18:20.693	48.630	15.529	18.508	14.593	117.1	112.6	10	13:18:58.696	50.297	16.352	19.121	14.824		111.5
11	13:19:10.279	49.586	15.602	19.042	14.942	117.9	111.7	11	13:19:55.052	56.356	16.189	19.239	20.928	116.7	24.0
12	13:19:59.797	49.518	16.175	18.644	14.699	119.4	111.7								
13	13:20:48.090	48.293	15.481	18.206	14.606		111.8								
14	13:21:42.683	54.593	15.752	19.779	19.062	111.8	34.0								
(24) Tom RUSHFORTH															
1	13:06:18.746			25.419	18.270	103.1	105.8	1	13:12:06.039			26.384	23.703	104.4	75.8
2	13:11:32.981	4:06.561		22.099	16.569	112.4	108.1	2	13:13:07.064	1:01.025	19.652	23.270	18.103	110.2	105.7
3	13:12:26.960	53.979	16.975	21.004	16.000	115.1	109.3	3	13:14:05.345	58.281	18.422	22.226	17.633	114.7	103.2
4	13:13:19.020	52.060	16.531	19.572	15.957	115.1	109.5	4	13:15:00.106	54.761	17.406	21.122	16.233		109.5
5	13:14:09.484	50.464	15.981	19.298	15.185	115.3	111.1	5	13:15:53.635	53.529	16.678	20.357	16.494	115.7	105.5
6	13:15:01.967	52.483	16.531	20.602	15.350	116.1	110.4	6	13:16:46.306	52.671	17.041	20.413	15.217	115.3	111.1
7	13:15:53.635	51.668	16.797	18.986	15.885	116.7	107.2	7	13:17:36.912	50.606	16.461	19.213	14.932		111.7
8	13:16:44.436	50.801	16.803	19.126	14.872	116.3	110.7	8	13:18:36.105	59.193	16.766	20.443	21.984	113.9	25.4
9	13:17:33.642	49.206	15.651	18.777	14.778	116.9	110.9								
10	13:18:22.421	48.779	15.676	18.399	14.704		110.7								
11	13:19:17.307	54.886	15.883	19.875	19.128		38.6								
(87) Jack TRITTON															
1	13:06:31.982			27.370	20.331	93.7	94.8	1	13:06:22.020			23.497	16.691		107.5
2	13:11:53.788	4:01.305	4:39.579	24.418	17.809		105.3	2	13:11:36.455	4:05.907	4:35.595	22.921	15.919		105.8
3	13:12:55.681	1:01.893	20.745	24.000	17.148		107.2	3	13:12:29.897	53.442	16.983	20.901	15.558		106.5
4	13:13:48.807	53.126	16.529	20.478	16.119		110.4	4	13:13:23.467	53.570	17.110	20.578	15.882		102.5
5	13:14:42.626	53.819	16.886	21.011	15.922		109.3	5	13:14:18.468	55.001	17.074	20.680	17.247		45.7
6	13:15:34.547	51.921	16.495	19.566	15.860		108.9	6	13:18:05.357	3:46.889	3:07.395	22.691	16.803		103.6
7	13:16:24.777	50.230	15.729	19.051	15.450		106.9	7	13:18:59.446	54.089	17.477	20.528	16.084		106.4
8	13:17:14.238	49.461	15.793	18.826	14.842		109.8	8	13:19:50.728	51.282	16.575	19.619	15.088	116.1	107.5
9	13:18:07.914	53.676	16.900	21.102	15.674		108.1	9	13:20:42.698	51.970	16.425	19.920	15.625		106.4
10	13:18:57.677	49.763	15.727	19.165	14.871		109.7	10	13:21:34.295	51.597	16.824	19.762	15.011		107.7
11	13:19:47.045	49.368	15.890	18.682	14.796		110.7								
12	13:20:37.056	50.011	15.834	19.437	14.740		107.9								
13	13:21:25.852	48.796	15.711	18.597	14.488		110.6								
(84) Matt ROBINSON															
1	13:06:31.743			26.390	18.939		101.1	1	13:06:25.162			26.132	19.785		86.7
2	13:11:38.789	3:52.008	4:26.495	23.770	16.781		105.2	2	13:11:39.967	4:02.252	4:32.084	24.552	18.169		99.0
3	13:12:33.391	54.602	16.449	22.063	16.090		107.4	3	13:12:37.046	57.079	18.019	22.197	16.863		100.9
4	13:13:25.235	51.844	16.075	20.252	15.517		113.2	4	13:13:31.174	54.128	16.926	20.803	16.399		100.8
5	13:14:16.234	50.999	15.847	19.860	15.292		107.4	5	13:14:24.530	53.356	16.748	20.616	15.992		100.8
6	13:15:13.027	56.793	15.828	20.401	20.564		35.4	6	13:15:17.204	52.674	16.730	20.132	15.812		101.2
7	13:17:24.469	2:11.442	1:35.104	21.068	15.270		108.8	7	13:16:09.730	52.526	16.420	20.131	15.975		100.2
8	13:18:16.163	51.694	16.223	19.855	15.616		108.2	8	13:17:02.220	52.490	16.749	20.218	15.523		101.4
9	13:19:07.016	50.853	16.185	19.469	15.199		108.6	9	13:17:54.747	52.527	17.020	19.837	15.670		101.4
10	13:19:56.451	49.435	15.723	18.966	14.746		108.8	10	13:18:47.176	52.429	16.883	19.983	15.563		100.3
11	13:20:45.682	49.231	15.684	18.894	14.653		108.2	11	13:19:38.845	51.669	16.555	19.745	15.369		100.8
12	13:21:47.808	1:02.126	17.073	21.943	23.110		26.2	12	13:20:38.153	59.308	17.234	22.479	19.595	92.7	42.1
(68) Mark EDWARDS															
1	13:06:31.743			26.390	18.939		101.1	1	13:12:00.381			28.668	18.925	95.1	104.0
2	13:11:38.789	3:52.008	4:26.495	23.770	16.781		105.2	2	13:13:00.894	1:00.513	19.553	23.631	17.329		104.5
3	13:12:33.391	54.602	16.449	22.063	16.090		107.4	3	13:14:01.343	1:00.449	19.420	23.349	17.680		105.2
4	13:13:25.235	51.844	16.075	20.252	15.517		113.2	4	13:14:58.088	56.745	18.801	21.498	16.446		109.3
5	13:14:16.234	50.999	15.847	19.860	15.292		107.4	5	13:15:52.599	54.511	17.417	20.753	16.341		

KMSC/SMRC Race meeting

British Superkart Championship

Knockhill 1.267 miles

Qualifying - Q2

06/07/2024 13:10

Practice (12:00 Time) started at 13:05:10

Lap	Time of Day	Lap Tm	S1	S2	S3	S2Spd	SFSpd	Lap	Time of Day	Lap Tm	S1	S2	S3	S2Spd	SFSpd
(S1) Paul PLATT															
1	13:11:40.849			23.873	17.652	103.6	99.7	7	13:17:01.064	55.163	17.228	21.240	16.695	99.7	92.6
2	13:12:37.382	56.533	17.830	22.134	16.569	106.7	100.8	8	13:17:55.088	54.024	17.318	20.528	16.178		92.8
3	13:13:31.738	54.356	17.063	21.131	16.162	104.9	100.5	9	13:18:50.691	55.603	17.838	21.430	16.335	101.2	94.0
4	13:14:25.139	53.401	16.761	20.425	16.215	105.7	100.6	10	13:19:45.331	54.640	17.739	20.763	16.138	98.4	93.6
5	13:15:17.651	52.512	16.561	20.075	15.876	106.0	100.2	11	13:20:39.368	54.037	17.134	20.852	16.051	100.0	94.3
6	13:16:10.498	52.847	16.461	20.107	16.279	107.2	100.2	12	13:21:33.423	54.055	17.222	20.724	16.109		93.1
7	13:17:02.983	52.485	16.929	19.968	15.588	105.5	100.3	(50) John BUSBY							
8	13:17:55.371	52.388	16.767	20.024	15.597	108.4	99.9	1	13:11:51.357			25.896	20.894		88.8
9	13:18:48.314	52.943	17.158	20.124	15.661	106.5	99.4	2	13:12:56.219	1:04.862	21.422	25.283	18.157		93.9
10	13:19:40.811	52.497	16.930	19.785	15.782	107.3	97.3	3	13:13:55.680	59.461	18.728	22.552	18.181		92.8
11	13:20:33.708	52.897	16.903	20.117	15.877	103.6	95.9	4	13:14:55.289	59.609	19.160	23.080	17.369		95.9
12	13:21:27.118	53.410	17.128	20.105	16.177	104.0	93.6	5	13:15:53.550	58.261	18.811	22.190	17.260		97.7
(103) Kirk CATTERMOLE															
1	13:06:25.014			26.885	20.193		81.9	6	13:16:49.719	56.169	17.764	21.675	16.730	101.5	97.0
2	13:11:53.296	4:14.765	4:47.033	23.250	17.999		96.1	7	13:17:44.890	55.171	17.983	20.980	16.208		97.1
3	13:12:55.631	1:02.335	20.456	23.930	17.949		97.4	8	13:18:39.487	54.597	17.473	20.978	16.146		97.1
4	13:13:50.303	54.672	17.157	21.027	16.488	103.7	98.3	9	13:19:34.046	54.559	17.320	20.790	16.449		96.4
5	13:14:44.543	54.240	16.974	20.987	16.279	106.2	97.5	10	13:20:28.850	54.804	17.428	21.218	16.158		97.1
6	13:15:37.886	53.343	16.880	20.257	16.206	106.0	99.0	11	13:21:24.400	55.550	17.484	21.845	16.221		97.7
7	13:16:31.021	53.135	16.779	20.275	16.081		97.0	(161) Richard CONNICK							
8	13:17:23.732	52.711	17.051	19.983	15.677		99.0	1	13:06:21.970			26.977	19.474		93.1
9	13:18:16.150	52.418	16.742	19.930	15.746	104.9	97.5	2	13:11:44.093	4:11.015	4:38.740	25.052	18.331		93.6
10	13:19:10.620	54.470	17.383	21.290	15.797		98.8	3	13:12:46.223	1:02.130	19.501	24.483	18.146		94.1
11	13:20:03.154	52.534	16.778	20.033	15.723		98.3	4	13:13:46.100	59.877	18.759	23.463	17.655		92.3
12	13:20:58.313	55.159	17.092	20.231	17.836	103.2	40.1	5	13:14:44.964	58.864	19.034	22.821	17.009		97.3
(35) Sam HEMPSHALL															
1	13:06:32.928			26.727	20.895		96.8	6	13:15:42.649	57.685	18.290	22.737	16.658		94.9
2	13:11:47.626	3:52.492	4:31.841	24.514	18.343		99.0	7	13:16:39.842	57.193	18.077	22.579	16.537		94.9
3	13:12:45.597	57.971	18.315	22.367	17.289		99.6	8	13:17:35.257	55.415	17.772	21.487	16.156		95.5
4	13:13:42.854	57.257	18.419	21.806	17.032		99.6	9	13:18:30.979	55.722	17.486	21.737	16.499		94.8
5	13:14:38.077	55.223	17.561	21.193	16.469		99.9	10	13:19:26.328	55.349	17.827	21.492	16.030		95.6
6	13:15:32.036	53.959	17.522	20.300	16.137		100.2	11	13:20:21.168	54.840	17.607	21.249	15.984		95.1
7	13:16:25.028	52.992	17.237	19.922	15.833		102.5	12	13:21:16.153	54.985	17.449	21.381	16.155		94.3
8	13:17:23.301	58.273	17.375	21.315	19.583			(15) Luke CLEMONSON							
9	13:21:05.404	3:42.103	3:01.466	23.156	17.481		98.5	1	13:06:31.419			25.162	19.284	98.4	96.6
(107) Aaron POWELL															
1	13:06:23.177			27.810	19.627		91.9	2	13:11:51.499	4:00.867	4:34.614	24.936	20.530	102.5	90.7
2	13:11:46.472	4:10.729	4:40.008	24.710	18.577		91.9	3	13:12:51.009	59.510	19.046	23.014	17.450	104.0	100.5
3	13:12:46.382	59.910	18.748	23.308	17.854		94.5	4	13:13:46.634	55.625	17.539	21.255	16.831	105.3	99.6
4	13:13:48.304	1:01.922	18.934	25.029	17.959		93.5	5	13:14:42.349	55.715	17.802	21.262	16.651		100.2
5	13:14:44.841	56.537	18.042	21.777	16.718		95.1	6	13:15:37.592	55.243	17.526	21.012	16.705	106.9	101.1
6	13:15:40.143	55.302	17.420	21.096	16.786		93.3	7	13:16:32.508	54.916	17.423	21.119	16.374	106.2	100.8
7	13:16:34.929	54.786	17.720	20.622	16.444		93.6	8	13:17:29.906	57.398	17.308	20.669	19.421	106.9	37.6
8	13:17:29.356	54.427	17.517	20.660	16.250		94.7	(69) Kosta KYRITSIS							
9	13:18:23.312	53.956	17.319	20.584	16.053		94.5	1	13:11:58.348			26.235	19.077	94.8	89.6
10	13:19:16.847	53.585	17.244	20.427	15.864		95.5	2	13:13:01.542	1:03.194	20.081	24.278	18.835	95.1	89.7
11	13:20:12.499	55.652	17.620	21.983	16.049		95.9	3	13:14:03.512	1:01.970	19.054	24.320	18.596	95.9	90.2
12	13:21:06.606	54.107	17.235	20.944	15.928		93.7	4	13:15:02.983	59.471	18.982	22.853	17.636	97.3	90.3
(49) Michael PARR															
1	13:11:42.543			26.310	19.774		92.7	5	13:16:00.223	57.240	18.133	21.949	17.158	98.1	91.6
2	13:12:45.032	1:02.489	20.026	24.624	17.839		95.5	6	13:16:57.082	56.859	17.952	21.973	16.934	97.0	91.6
3	13:13:43.431	58.399	18.495	22.741	17.163		97.1	7	13:17:54.363	57.281	18.224	22.091	16.966	98.1	90.1
4	13:14:40.182	56.751	17.991	21.695	17.065		97.8	8	13:18:50.889	56.526	18.475	21.450	16.601	99.3	93.2
5	13:15:35.633	55.451	17.467	21.026	16.958		96.6	9	13:19:48.207	55.618	18.097	22.056	17.165	97.8	91.1
6	13:16:29.218	53.585	17.192	20.332	16.061		97.3	10	13:20:43.871	55.364	17.923	21.129	16.612	97.4	91.7
7	13:17:23.289	54.071	17.283	20.662	16.126		97.5	11	13:21:39.153	55.282	17.687	20.959	16.636	98.5	91.7
8	13:18:17.326	54.037	17.412	20.663	15.962		98.3	(114) Carl HOPKINS							
9	13:19:11.809	54.483	17.313	20.813	16.357		98.8	1	13:12:02.527			27.537	20.252	90.6	87.5
10	13:20:07.420	55.611	17.202	22.029	16.380		97.8	2	13:13:06.177	1:03.650	20.291	24.861	18.498	92.6	89.0
11	13:21:07.017	59.597	17.434	22.141	20.022		32.5	3	13:14:06.889	1:00.712	18.953	23.940	17.819		89.5
(SC4) Ollie HOLMES															
1	13:06:31.755			26.494	19.573		89.5	4	13:15:06.170	59.281	18.558	23.344	17.379	96.4	89.4
2	13:12:16.967	4:23.315	5:03.787	23.440	17.985	97.0	90.8	5	13:16:03.954	57.784	18.660	22.276	16.848		90.3
3	13:13:15.249	58.282	18.621	22.112	17.549	97.5	90.0	6	13:17:01.333	57.379	18.427	21.973	16.979		91.1
4	13:14:11.745	56.496	17.937	21.727	16.832		93.2	7	13:17:59.071	57.738	18.314	22.439	16.985		90.9
5	13:15:08.457	56.712	17.443	22.719	16.550		93.9	8	13:18:55.444	56.373	18.197	21.640	16.536		90.6
6	13:16:05.901	57.444	18.289	22.540	16.615		93.5	9	13:19:51.963	56.519	18.526	21.635	16.358		91.8
(34) Daniel JERRED															
1	13:11:52.469			24.853	19.662		96.4	10	13:20:47.778	55.815	18.075	21.397	16.343	97.4	91.6
2	13:12:58.785	1:06.316	21.714	25.660	18.942		98.0	11	13:21:43.479	55.701	17.981	21.299	16.421	98.3	90.9
3	13:14:01.287	1:02.502	20.075	23.562	18.865		93.2								

Clerk of the Course

Sig : _____ Time : _____
 Chief Timekeeper : Ian Sharp (SMART Timing)
 Results available at www.smart-timing.co.uk and www.speedhive.com
 Printed: 06/07/2024 13:26:09



KMSC/SMRC Race meeting

British Superkart Championship

Knockhill 1.267 miles

Qualifying - Q2

06/07/2024 13:10

Practice (12:00 Time) started at 13:05:10

Lap	Time of Day	Lap Tm	S1	S2	S3	S2Spd	SFSpd	Lap	Time of Day	Lap Tm	S1	S2	S3	S2Spd	SFSpd
4	13:15:00.318	59.031	19.273	22.162	17.596	97.7	92.4								
5	13:15:58.376	58.058	19.500	21.409	17.149	98.4	92.6								
6	13:16:56.522	58.146	18.833	21.970	17.343	96.4	92.6								
7	13:17:53.205	56.683	18.647	21.304	16.732	98.1	92.9								
8	13:18:50.362	57.157	18.941	21.511	16.705	99.0	93.7								
9	13:19:46.739	56.377	18.543	20.925	16.909	100.3	92.7								
10	13:21:03.730	1:16.991	21.031	26.927	29.033	71.4	24.7								

(61) Steve SOCKI

1	13:06:35.691			28.055	21.346	91.6	93.9								
2	13:12:02.879	4:03.148	4:37.396	28.047	21.745	91.7	83.3								
3	13:13:07.544	1:04.665	21.187	24.670	18.808		102.1								
4	13:14:09.026	1:01.482	19.162	23.953	18.367	100.8	103.2								
5	13:15:10.987	1:01.961	19.256	23.863	18.842		100.5								
6	13:16:11.116	1:00.129	19.889	22.467	17.773		104.2								
7	13:17:10.368	59.252	18.906	22.524	17.822	103.9	100.9								
8	13:18:08.848	58.480	18.794	21.999	17.687	103.6	101.1								
9	13:19:05.862	57.014	18.328	21.082	17.604	106.9	84.8								
10	13:20:09.107	1:03.245	20.581	23.314	19.350	82.6	89.0								
11	13:21:09.386	1:00.279	19.683	23.007	17.589	101.8	99.4								

(99) Aston BAKER

1	13:06:34.144			25.492	19.168	93.5	90.2								
2	13:12:02.208	4:04.781	4:43.408	25.306	19.350	94.3	88.5								
3	13:13:04.937	1:02.729	20.182	24.259	18.288		90.0								
4	13:14:05.646	1:00.709	19.357	23.407	17.945	92.4	89.7								
5	13:15:06.922	1:01.276	19.173	23.546	18.557	95.6	87.7								
6	13:16:08.935	1:02.013	20.194	23.898	17.921		90.6								
7	13:17:09.523	1:00.588	19.315	23.470	17.803		88.9								
8	13:18:08.647	59.124	19.139	22.620	17.365	96.0	89.2								
9	13:19:08.244	59.597	19.250	22.615	17.732	95.6	91.3								
10	13:20:08.707	1:00.463	19.116	23.931	17.416	93.7	90.4								
11	13:21:08.188	59.481	19.302	22.976	17.203	94.5	90.8								

(62) Andy POWELL

1	13:11:52.064			26.397	19.663	100.0	96.0								
2	13:12:59.046	1:06.982	21.035	26.494	19.453	98.5	96.4								
3	13:14:02.919	1:03.873	20.531	24.246	19.096	92.7	95.7								
4	13:15:06.083	1:03.164	19.533	24.517	19.114	91.4	89.7								
5	13:16:11.564	1:05.481	20.294	24.621	20.566	89.2	89.1								
6	13:17:12.989	1:01.425	20.060	23.114	18.251	102.5	95.2								
7	13:18:13.087	1:00.098	19.782	22.740	17.576	104.4	95.7								
8	13:19:14.028	1:00.941	19.295	23.007	18.639	94.4	96.0								
9	13:20:19.007	1:04.979	19.420	22.869	22.690	97.3	31.5								

(98) Marty BAKER

1	13:11:58.948			25.629	19.149		85.6								
2	13:13:02.299	1:03.351	20.564	23.982	18.805		85.8								
3	13:14:04.689	1:02.390	20.064	23.549	18.777	93.3	84.9								
4	13:15:06.834	1:02.145	19.496	23.570	19.079	92.9	84.8								
5	13:16:09.855	1:03.021	20.448	23.814	18.759		85.4								
6	13:17:11.062	1:01.207	19.869	22.873	18.465		85.6								
7	13:18:11.876	1:00.814	19.440	23.598	17.776		85.9								
8	13:19:12.464	1:00.588	19.577	23.197	17.814		86.3								
9	13:20:12.823	1:00.359	19.205	23.245	17.909	91.2	85.1								
10	13:21:13.237	1:00.414	19.599	23.033	17.782	91.9	85.6								

(97) Toby VINCENT

1	13:11:47.861			29.620	22.057	72.5	77.0								
2	13:12:58.625	1:10.764	22.258	26.851	21.655	81.9	79.4								
3	13:14:06.068	1:07.443	21.509	25.703	20.231	83.9	80.8								
4	13:15:07.938	1:01.870	20.481	23.119	18.270	89.0	82.7								
5	13:16:10.575	1:02.637	19.538	23.752	19.347	88.3	82.7								
6	13:17:11.926	1:01.351	19.898	23.427	18.026	88.1	84.4								
7	13:18:12.351	1:00.425	19.016	23.352	18.057	89.4	84.1								
8	13:19:15.151	1:02.800	20.231	24.057	18.512	86.5	84.7								
9	13:20:16.621	1:01.470	19.161	23.015	19.294	90.3	82.3								
10	13:21:17.211	1:00.590	19.268	22.977	18.345	90.1	84.9								

Clerk of the Course

Orbits

Sig : Time :
Chief Timekeeper : Ian Sharp (SMART Timing)
Results available at www.smart-timing.co.uk and www.speedhive.com



RACE WITH RESPECT

KMSC/SMRC Race meeting

British Superkart Championship

Knockhill 1.267 miles

Race 3 - 1st Race

06/07/2024 15:30

Race (12:00 Time)

POLE POSITION

2 2 Liam MORLEY 48.293
4 87 Jack TRITTON 48.796
6 68 Mark EDWARDS 50.283
8 42 Tom RILEY 50.606
10 101 Lee PLAIN 51.669
12 S1 Paul PLATT 52.388
14 35 Sam HEMPSHALL 52.992
16 49 Michael PARR 53.585
18 50 John BUSBY 54.559
20 15 Luke CLEMSON 54.916

1 GP Lee HARPHAM 48.045
3 24 Tom RUSHFORTH 48.779
5 84 Matt ROBINSON 49.231
7 3 Carl HULME 50.297
9 9 Paul VON GERARD 51.282
11 18 Andy WAITE 52.327
13 103 Kirk CATTERMOLE 52.418
15 107 Aaron POWELL 53.535
17 SC4 Ollie HOLMES 54.024
19 161 Richard CONNICK 54.840

1
2
3
4
5
6
7
8
9
10

Clerk of the Course

Orbits

Sig : Time :
Chief Timekeeper : Ian Sharp (SMART Timing)
Results available at www.smart-timing.co.uk and www.speedhive.com



KMSC/SMRC Race meeting


British Superkart Championship

Knockhill 1.267 miles

Race 3 - 1st Race

06/07/2024 15:30

Race (12:00 Time)



22

114 Carl HOPKINS
55.701

21

69 Kosta KYRITSIS
55.282

11

24

61 Steve SOCKI
57.014

23

34 Daniel JERRED
56.377

12

26

62 Andy POWELL
1:00.098

25

99 Aston BAKER
59.124

13

28

97 Toby VINCENT
1:00.425

27

98 Marty BAKER
1:00.359

14

30

143 John READER

29

56 Michael GOFF

15

**KMSC/SMRC Race meeting****Sorted on Laps**

Scottish Legends Cars Championship

Knockhill 1.267 miles

Race 1 - Heat 1a

06/07/2024 13:30

Race (9 Laps) started at 13:33:25

Pos	No.	Name	Make/Model	CC	Class	Laps	Total Tm	Diff	Best Tm	In Lap	2nd Best
1	14	Daniel CLARK	Legend Coupe	890	L	9	10:18.475		58.467	7	58.508
2	8	Ben MASON	Legend Coupe	1250	L T	9	10:24.545	6.070	59.085	7	59.218
3	28	David ALLAN	Legend Coupe	890	L	9	10:29.408	10.933	59.685	6	59.726
4	95	Maxim POPELYUSHKO	Legend Coupe	850	L	9	10:29.590	11.115	59.485	7	59.964
5	24	Matthew PAPE	Legend Coupe	1250	L	9	10:30.090	11.615	59.209	8	59.394
6	9	Colin ATKINSON	Legend Coupe	899	L	9	10:36.540	18.065	59.537	7	59.854
7	333	Bill READ	Legend Coupe	890	L	9	10:37.393	18.918	1:00.071	6	1:00.222
8	77	Michael WEDDELL	Legend Coupe	1250	L R	9	10:38.195	19.720	59.596	7	59.775
9	17	Billy WAIT	Legend Coupe	1250	L	9	10:38.280	19.805	1:00.586	6	1:00.918
10	35	Neil SHENTON	Legend Coupe	1250	L	9	10:38.660	20.185	1:00.952	6	1:01.512
11	46	Brent BOWIE	Legend Coupe	1250	L	9	10:39.264	20.789	1:00.289	9	1:00.441
12	10	Ross HODGSON	Legend Coupe	1300	L	9	10:39.493	21.018	59.203	9	59.556
13	55	Stuart McANDREW	Legend Coupe	1250	L	9	10:41.882	23.407	1:00.507	6	1:00.592
14	27	Grant HUNTER	Legend Coupe	890	L R	9	10:41.954	23.479	59.731	9	59.953
15	26	Scott HYNDS	Legend Coupe	1250	L	9	10:44.799	26.324	59.954	8	1:00.357
16	16	Chris LAPIT	Legend Sedan	1250	L	9	10:49.579	31.104	1:01.149	7	1:01.250
17	5	Christopher WALLACE	Legend Coupe	1250	L R	9	10:49.702	31.227	1:01.331	8	1:01.513
18	78	David HEADEN	Legend Sedan	1250	L R	9	10:51.816	33.341	1:01.474	8	1:01.815
19	53	Stuart ROBERTSON	Legend Coupe	850	L	9	10:52.858	34.383	1:01.722	8	1:02.392
20	127	Phil ROWLANDS	Legend Coupe	1250	L R	9	10:53.473	34.998	1:01.932	9	1:02.336
21	15	Elby CLARK	Legend Coupe	890	L	9	10:53.674	35.199	59.154	9	59.946
22	21	Mark MULHOLLAND	Legend Coupe	1250	L	9	11:12.421	53.946	1:03.725	6	1:04.378
Not classified											
DNF	12	Stephen TREHERNE	Legend Coupe	1250	Gue	3	4:31.957	DNF	1:00.464	3	1:29.822
DNF	6	Gary ATKINSON	Legend Sedan-Van	899	L R		18.142	DNF		0	
DNF	52	Stewart BLACK	Legend Coupe	1250	L			DNF		0	

Announcements

Race distance increased to 9 Laps - 1 Lap completed behind the Safety Car

Margin of Victory	Avg. Speed	Best Lap Tm	Best Speed	Best Lap by
6.070	66.369	58.467	78.007	14 - Daniel CLARK

Clerk of the Course	Orbits
Sig : Time :	
Chief Timekeeper : Ian Sharp (SMART Timing)	
Results available at www.smart-timing.co.uk and www.speedhive.com	
Printed: 06/07/2024 13:48:05	





KMSC/SMRC Race meeting

Scottish Legends Cars Championship

Knockhill 1.267 miles

Race 1 - Heat 1a

06/07/2024 13:30

Race (9 Laps) started at 13:33:25

Lap	Time of Day	Lap Tm	S1	S2	S3	S2Spd	SFSpd	Lap	Time of Day	Lap Tm	S1	S2	S3	S2Spd	SFSpd
(14) Daniel CLARK								(77) Michael WEDDELL							
1	13:34:50.128	1:23.726	24.069	24.805	34.852	64.2	33.3	1	13:35:07.179	1:37.556	25.909	35.794	35.853	46.8	38.9
2	13:36:51.382	2:01.254	47.056	50.877	23.321	47.6	91.6	2	13:37:01.144	1:53.965	45.447	46.467	22.051	64.3	92.4
3	13:37:50.361	58.979	19.144	22.435	17.400	97.1	92.2	3	13:38:01.672	1:00.528	19.458	23.090	17.980	96.8	90.7
4	13:38:49.143	58.782	19.027	22.289	17.466	97.4	92.7	4	13:39:02.977	1:01.305	19.860	23.240	18.205	95.6	90.1
5	13:39:48.149	59.006	18.969	22.468	17.569	97.1	92.3	5	13:40:02.752	59.775	19.478	22.519	17.778	96.1	89.6
6	13:40:46.657	58.508	19.034	22.093	17.381	97.3	91.4	6	13:41:02.639	59.887	19.136	22.651	18.100	96.8	87.6
7	13:41:45.124	58.467	18.949	22.092	17.426	97.1	91.9	7	13:42:02.235	59.596	19.434	22.522	17.640	96.7	89.8
8	13:42:43.870	58.746	19.006	22.341	17.399	97.1	92.1	8	13:43:02.351	1:00.116	19.208	22.741	18.167		88.0
9	13:43:43.643	59.773	19.084	22.656	18.033	97.0	90.2	9	13:44:03.363	1:01.012	19.686	23.429	17.897	95.6	89.1
(8) Ben MASON								(17) Billy WAIT							
1	13:34:55.305	1:27.250	24.487	29.026	33.737	50.7	39.0	1	13:34:56.325	1:27.919	24.533	29.246	34.140	48.1	40.5
2	13:36:53.884	1:58.579	46.556	48.900	23.123	47.7	92.8	2	13:36:54.543	1:58.218	46.013	48.974	23.231	48.8	90.1
3	13:37:53.646	59.762	19.345	22.856	17.561	100.2	92.6	3	13:37:55.461	1:00.918	19.591	23.175	18.152	94.3	88.9
4	13:38:52.871	59.225	19.275	22.412	17.538	96.6	91.8	4	13:38:56.941	1:01.480	19.868	23.622	17.990		90.8
5	13:39:52.270	59.399	19.039	22.489	17.871	95.6	90.8	5	13:39:58.279	1:01.338	19.639	23.711	17.988	93.9	90.6
6	13:40:51.535	59.265	19.064	22.381	17.820	95.9	90.4	6	13:40:58.865	1:00.586	19.471	23.146	17.969	96.3	91.3
7	13:41:50.620	59.085	18.963	22.340	17.782	96.1	90.4	7	13:41:59.971	1:01.106	19.853	23.075	18.178	93.3	87.0
8	13:42:49.838	59.218	19.117	22.391	17.710	96.3	90.9	8	13:43:02.355	1:02.384	19.757	23.546	19.081	93.5	89.1
9	13:43:49.713	59.875	19.074	22.611	18.190	96.3	87.8	9	13:44:03.448	1:01.093	19.436	23.768	17.889	98.0	91.4
(28) David ALLAN								(35) Neil SHENTON							
1	13:34:54.177	1:26.580	24.346	28.224	34.010	44.0	36.1	1	13:34:51.343	1:25.606	25.497	26.357	33.752	50.5	34.4
2	13:36:53.482	1:59.305	46.354	49.887	23.064	46.8	91.9	2	13:36:51.956	2:00.613	46.398	50.672	23.543	49.0	89.5
3	13:37:54.346	1:00.864	19.488	23.157	18.219		91.1	3	13:37:54.247	1:02.291	20.531	23.375	18.385	94.9	90.7
4	13:38:54.204	59.858	19.750	22.543	17.565		92.9	4	13:38:55.917	1:01.670	20.256	23.391	18.023	94.1	89.7
5	13:39:53.930	59.726	19.609	22.514	17.603	99.0	90.3	5	13:39:57.840	1:01.923	19.611	24.012	18.300	93.9	89.1
6	13:40:53.615	59.685	19.427	22.550	17.708	96.3	90.8	6	13:40:58.792	1:00.952	19.545	23.236	18.171	93.6	88.5
7	13:41:53.406	59.791	19.099	22.760	17.932		90.1	7	13:42:00.305	1:01.513	20.166	23.050	18.297	95.7	88.0
8	13:42:53.887	1:00.481	20.053	22.664	17.764		90.2	8	13:43:02.316	1:02.011	20.180	23.223	18.608	95.5	86.4
9	13:43:54.576	1:00.689	19.730	23.112	17.847		90.1	9	13:44:03.828	1:01.512	20.105	23.362	18.045	97.0	89.5
(95) Maxim POPELYUSHKO								(46) Brent BOWIE							
1	13:34:52.057	1:25.356	24.754	26.759	33.843	49.7	35.8	1	13:35:02.459	1:31.157	22.739	37.780	34.638	48.5	43.0
2	13:36:52.287	2:00.230	46.506	50.329	23.395	50.3	91.3	2	13:36:57.320	1:54.861	45.332	46.533	22.996	60.2	89.4
3	13:37:53.188	1:00.901	20.045	22.789	18.067	95.5	89.4	3	13:37:58.647	1:01.327	19.858	23.532	17.937	96.3	89.8
4	13:38:53.800	1:00.612	19.982	22.782	17.848	96.8	90.9	4	13:39:01.227	1:02.580	21.285	23.174	18.121	94.1	88.0
5	13:39:54.103	1:00.303	19.556	22.881	17.866	95.9	91.3	5	13:40:02.190	1:00.963	19.629	23.122	18.212	93.3	89.8
6	13:40:54.067	59.964	19.524	22.773	17.667	95.7	90.2	6	13:41:02.631	1:00.441	19.417	22.863	18.161	95.3	87.7
7	13:41:53.552	59.485	19.170	22.558	17.757	96.1	91.2	7	13:42:03.476	1:00.845	19.890	22.963	17.992	94.8	87.8
8	13:42:54.428	1:00.876	19.914	23.129	17.833	97.0	89.4	8	13:43:04.143	1:00.667	19.598	23.119	17.950	93.7	88.3
9	13:43:54.758	1:00.330	19.506	23.104	17.720	96.8	90.6	9	13:44:04.432	1:00.289	19.598				88.8
(24) Matthew PAPE								(10) Ross HODGSON							
1	13:34:59.346	1:29.055	23.210	31.924	33.921	54.2	43.3	1	13:35:08.955	1:36.908	23.843	37.855	35.210	45.8	37.7
2	13:36:56.443	1:57.097	46.282	47.770	23.045	56.2	92.2	2	13:37:02.016	1:53.061	45.526	45.912	21.623	60.1	91.8
3	13:37:56.746	1:00.303	19.932	22.770	17.601	95.7	90.7	3	13:38:02.774	1:00.758	19.897	23.248	17.613	97.0	92.2
4	13:38:56.296	59.550	18.983	22.949	17.618	97.1	91.6	4	13:39:03.927	1:01.153	20.021	23.130	18.002	101.4	90.9
5	13:39:57.313	1:01.017	19.406	23.649	17.962	91.8	89.6	5	13:40:05.755	1:01.828	20.100	23.863	17.865	94.4	90.3
6	13:40:57.066	59.753	19.175	22.675	17.903	94.5	89.6	6	13:41:05.311	59.556	19.271	22.575	17.710	96.6	89.8
7	13:41:56.655	59.589	19.185	22.525	17.879	95.1	89.4	7	13:42:05.242	59.931	19.376	22.678	17.877	99.1	89.4
8	13:42:55.864	59.209	19.132	22.359	17.718	94.3	90.8	8	13:43:05.458	1:00.216	19.827	22.570	17.819	96.7	90.7
9	13:43:55.258	59.394	19.056	22.725	17.613	96.4	90.7	9	13:44:04.661	59.203	19.204				91.7
(9) Colin ATKINSON								(55) Stuart McANDREW							
1	13:34:58.268	1:28.886	23.804	31.738	33.344	53.0	41.5	1	13:35:04.488	1:38.745	24.918	37.874	35.953	46.8	43.8
2	13:36:56.314	1:58.046	46.594	48.061	23.391	52.5	90.4	2	13:36:58.674	1:54.186	45.120	46.137	22.929	65.2	91.2
3	13:38:00.535	1:04.221	20.379	25.624	18.218	96.8	90.6	3	13:38:01.052	1:02.378	19.987	24.146	18.245	96.7	91.1
4	13:39:01.961	1:01.426	20.157	23.328	17.941	91.2		4	13:39:03.113	1:02.061	20.241	23.508	18.312	95.7	92.1
5	13:40:01.908	59.947	19.377	22.659	17.911	97.3	90.8	5	13:40:04.008	1:00.895	20.039	22.836	18.020	96.1	90.9
6	13:41:02.334	1:00.426	19.439	22.866	18.121	95.6	90.4	6	13:41:04.515	1:00.507	19.572	22.932	18.003	96.1	90.1
7	13:42:01.871	59.537	19.278	22.678	17.581	96.3	90.4	7	13:42:05.303	1:00.788	19.713	22.980	18.095	96.0	90.9
8	13:43:01.725	59.854	19.256	22.687	17.911	99.7	89.0	8	13:43:06.458	1:01.155	20.188	23.109	17.858	97.0	91.3
9	13:44:01.708	59.983	19.399	22.652	17.932	95.7	88.4	9	13:44:07.050	1:00.592	19.575				89.8
(333) Bill READ								(27) Grant HUNTER							
1	13:34:57.474	1:30.272	25.310	31.106	33.856	51.4	42.6	1	13:35:06.424	1:37.707	25.599	36.103	36.005	46.0	39.3
2	13:36:56.348	1:58.874	46.554	48.164	24.156	50.6	87.5	2	13:37:00.992	1:54.568	45.453	46.789	22.326	64.8	93.5
3	13:37:58.334	1:01.986	20.651	23.159	18.176	97.5	91.7	3	13:38:02.225	1:01.233	20.206	22.833	18.194	100.5	93.7
4	13:38:59.601	1:01.267	20.153	23.228	17.886	97.0	91.9								
5	13:40:00.172	1:00.571	19.375	23.382	17.814	95.7	91.6								
6	13:41:00.243	1:00.071	19.389	23.005	17.677	96.8	91.7								

Clerk of the Course Orbits

Sig : Time :
Chief Timekeeper : Ian Sharp (SMART Timing)
Results available at www.smart-timing.co.uk and www.speedhive.com
Printed: 06/07/2024 13:48:23





KMSC/SMRC Race meeting

Scottish Legends Cars Championship

Knockhill 1.267 miles

Race 1 - Heat 1a

06/07/2024 13:30

Race (9 Laps) started at 13:33:25

Lap	Time of Day	Lap Tm	S1	S2	S3	S2Spd	SFSpd
4	13:39:03.974	1:01.749	20.237	23.364	18.148	99.3	93.3
5	13:40:06.887	1:02.913	20.232	24.053	18.628	96.8	93.5
6	13:41:07.171	1:00.284	19.598	22.741	17.945	97.8	91.8
7	13:42:07.438	1:00.267	19.461	22.907	17.899	97.4	91.2
8	13:43:07.391	59.953	19.488	22.608	17.857	99.1	92.1
9	13:44:07.122	59.731	19.276				94.1

Lap	Time of Day	Lap Tm	S1	S2	S3	S2Spd	SFSpd
1	13:34:53.379	1:27.037	25.338	27.481	34.218	46.5	36.0
2	13:36:53.061	1:59.682	46.402	49.900	23.380	47.1	92.3
3	13:37:53.798	1:00.737	19.708	23.182	17.847	95.3	93.5
4	13:38:55.690	1:01.892	20.807	23.361	17.724	95.6	91.8
5	13:40:19.033	1:23.343	19.160	46.196	17.987	89.6	91.2
6	13:41:19.638	1:00.605	19.943	22.835	17.827	95.9	91.1
7	13:42:19.584	59.946	19.194	22.819	17.933	96.8	89.8
8	13:43:19.688	1:00.104	19.498	22.943	17.663	95.7	91.9
9	13:44:18.842	59.154	19.230				91.8

(26) Scott HYNDIS

1	13:35:11.546	1:42.146	29.916	37.165	35.065	47.7	40.7
2	13:37:03.574	1:52.028	45.941	44.446	21.641	57.3	91.6
3	13:38:04.270	1:00.696	19.733	22.973	17.990	97.3	90.9
4	13:39:05.407	1:01.137	19.954	22.994	18.189	97.4	91.3
5	13:40:07.697	1:02.290	20.004	24.206	18.080	95.7	90.6
6	13:41:09.241	1:01.544	19.795	23.744	18.005	94.4	90.2
7	13:42:09.656	1:00.415	19.563	22.722	18.130	94.9	90.3
8	13:43:09.610	59.954	19.441	22.676	17.837	95.7	90.4
9	13:44:09.967	1:00.357	19.397				90.6

(21) Mark MULHOLLAND

1	13:35:10.805	1:39.506	25.756	38.245	35.505	47.5	40.6
2	13:37:03.448	1:52.643	45.198	45.727	21.718	57.4	88.5
3	13:38:08.266	1:04.818	21.139	24.908	18.771	93.6	88.4
4	13:39:14.683	1:06.417	21.067	26.597	18.753	90.9	89.4
5	13:40:20.067	1:05.384	21.200	25.887	18.297	91.8	89.2
6	13:41:23.792	1:03.725	20.639	24.530	18.556	92.2	87.7
7	13:42:28.479	1:04.687	20.867	24.530	19.290	91.1	86.8
8	13:43:33.211	1:04.732	21.004	24.970	18.758	92.1	86.8
9	13:44:37.589	1:04.378					82.7

(16) Chris LAPIT

1	13:35:08.446	1:37.775	24.794	37.481	35.500	47.1	37.1
2	13:37:01.879	1:53.433	45.170	46.359	21.904	61.6	89.7
3	13:38:04.507	1:02.288	20.279	24.018	18.331	94.8	92.1
4	13:39:05.773	1:01.266	19.971	23.140	18.155	96.6	91.6
5	13:40:08.112	1:02.339	19.977	24.029	18.333	96.0	90.6
6	13:41:10.692	1:02.580	20.124	23.751	18.705	95.6	89.2
7	13:42:11.841	1:01.149	19.740	23.164	18.245	94.5	89.1
8	13:43:13.091	1:01.250	19.753	23.353	18.144	94.7	89.2
9	13:44:14.747	1:01.656	20.026				88.1

(12) Stephen TREHERNE

1	13:35:01.160	1:29.822	22.421	33.372	34.029	49.1	45.8
2	13:36:56.661	1:55.501	46.001	46.771	22.729	59.3	93.3
3	13:37:57.125	1:00.464	19.970	22.792	17.702	98.3	91.8

(5) Christopher WALLACE

1	13:35:03.263	1:34.472	24.780	34.614	35.078	47.3	44.3
2	13:36:58.478	1:55.215	45.276	46.489	23.450	60.3	89.8
3	13:38:02.096	1:03.618	21.205	23.612	18.801	96.4	90.2
4	13:39:04.480	1:02.384	20.103	23.579	18.702	96.6	91.4
5	13:40:07.657	1:03.177	20.758	23.826	18.593	96.0	90.0
6	13:41:09.928	1:02.271	20.400	23.673	18.198	96.6	89.8
7	13:42:11.441	1:01.513	19.815	23.154	18.544	94.0	88.3
8	13:43:12.772	1:01.331	19.629	23.223	18.479	94.4	88.2
9	13:44:14.870	1:02.098	20.167				88.3

(78) David HEADEN

1	13:35:05.780	1:37.710	25.886	35.636	36.188	47.0	42.4
2	13:37:00.874	1:55.094	45.525	46.883	22.686	61.6	89.5
3	13:38:04.673	1:03.799	20.804	24.352	18.643	94.7	90.3
4	13:39:06.488	1:01.815	20.162	23.684	17.969	94.8	90.9
5	13:40:08.893	1:02.405	20.223	23.787	18.395	95.2	90.4
6	13:41:10.942	1:02.049	19.758	23.844	18.447	94.4	89.0
7	13:42:12.798	1:01.856	19.721	23.621	18.514	93.7	86.0
8	13:43:14.272	1:01.474	19.901	23.327	18.246	92.8	88.5
9	13:44:16.984	1:02.712	19.826				81.2

(53) Stuart ROBERTSON

1	13:34:56.933	1:30.114	25.705	30.673	33.736	56.3	41.1
2	13:36:55.348	1:58.415	46.284	48.531	23.600	50.4	90.7
3	13:37:58.157	1:02.809	20.029	23.902	18.878	94.1	91.6
4	13:39:03.162	1:05.005	22.319	24.036	18.650	96.7	90.0
5	13:40:06.802	1:03.640	20.696	24.262	18.682	95.3	91.1
6	13:41:10.885	1:04.083	20.496	24.084	19.503	93.1	90.4
7	13:42:13.277	1:02.392	20.499	23.912	17.981	95.9	91.4
8	13:43:14.999	1:01.722	20.030	23.523	18.169	96.4	91.1
9	13:44:18.026	1:03.027	20.440				90.9

(127) Phil ROWLANDS

1	13:35:05.253	1:37.891	26.299	35.846	35.746	45.3	43.0
2	13:37:00.156	1:54.903	45.330	46.754	22.819	59.1	87.5
3	13:38:02.815	1:02.659	20.230	23.561	18.868	96.3	88.0
4	13:39:05.672	1:02.857	20.679	23.468	18.710		87.3
5	13:40:08.988	1:03.316	20.603	23.823	18.890	93.6	86.8
6	13:41:11.950	1:02.962	19.981	24.167	18.814	91.2	86.3
7	13:42:14.373	1:02.423	19.846	24.072	18.505		84.9
8	13:43:16.709	1:02.336	19.982	23.633	18.721	90.3	85.3
9	13:44:18.641	1:01.932	19.905				85.4

(15) Elby CLARK

1	13:35:05.253	1:37.891	26.299	35.846	35.746	45.3	43.0
2	13:37:00.156	1:54.903	45.330	46.754	22.819	59.1	87.5
3	13:38:02.815	1:02.659	20.230	23.561	18.868	96.3	88.0
4	13:39:05.672	1:02.857	20.679	23.468	18.710		87.3
5	13:40:08.988	1:03.316	20.603	23.823	18.890	93.6	86.8
6	13:41:11.950	1:02.962	19.981	24.167	18.814	91.2	86.3
7	13:42:14.373	1:02.423	19.846	24.072	18.505		84.9
8	13:43:16.709	1:02.336	19.982	23.633	18.721	90.3	85.3
9	13:44:18.641	1:01.932	19.905				85.4

Clerk of the Course

Sig : Time :
 Chief Timekeeper : Ian Sharp (SMART Timing)
 Results available at www.smart-timing.co.uk and www.speedhive.com
 Printed: 06/07/2024 13:48:23

Orbits





KMSC/SMRC Race meeting

Lapchart

Scottish Legends Cars Championship

Knockhill 1.267 miles

Race 1 - Heat 1a

06/07/2024 13:30

Race (9 Laps) started at 13:33:25



Competitors	Laps									
	0	1	2	3	4	5	6	7	8	9
Neil SHENTON (35)	1	35	14	14	14	14	14	14	14	14
Stuart McANDREW (55)	2	55	35	35	95	8	8	8	8	8
Elby CLARK (15)	3	15	95	95	8	95	28	28	28	28
Daniel CLARK (14)	4	14	15	15	15	28	95	95	95	95
Maxim POPELYUSHKO (95)	5	95	28	28	35	15	24	24	24	24
Stuart ROBERTSON (53)	6	53	8	8	28	35	35	35	17	9
Bill READ (333)	7	333	17	17	17	24	17	17	35	333
Phil ROWLANDS (127)	8	127	53	53	24	17	333	333	333	35
David ALLAN (28)	9	28	333	9	12	333	9	9	9	77
Ben MASON (8)	10	8	9	333	53	46	46	46	77	17
David HEADEN (78)	11	78	24	24	333	9	77	77	46	46
Billy WAIT (17)	12	17	12	12	46	77	55	55	10	10
Grant HUNTER (27)	13	27	46	46	9	55	10	10	55	55
Christopher WALLACE (5)	14	5	5	5	55	53	53	27	27	27
Colin ATKINSON (9)	15	9	55	55	77	10	27	26	26	26
Scott HYNDS (26)	16	26	127	127	5	27	5	5	5	16
Michael WEDDELL (77)	17	77	78	78	27	5	26	16	16	16
Matthew PAPE (24)	18	24	27	27	10	26	16	53	78	78
Chris LAPIT (16)	19	16	77	77	127	127	78	78	53	53
Mark MULHOLLAND (21)	20	21	16	16	26	16	127	127	127	127
Brent BOWIE (46)	21	46	10	10	16	78	15	15	15	15
Stephen TREHERNE (12)	22	12	21	21	78	21	21	21	21	21
Ross HODGSON (10)	23	10	26	26	21					
Gary ATKINSON (6)	24	6								
-	25									

Clerk of the Course

Orbits

Sig : Time :
 Chief Timekeeper : Ian Sharp (SMART Timing)
 Results available at www.smart-timing.co.uk and www.speedhive.com
 Printed: 06/07/2024 13:48:46



**KMSC/SMRC Race meeting****Sorted on best lap time**

KMSC Modsports

Knockhill 1.267 miles

Qualifying - Q3

06/07/2024 13:50

Practice (15:00 Time) started at 13:51:12

Pos	No.	Name	Make/Model	CC	Class	Laps	Best Tm	Diff	Best Speed	2nd Best
1	2	Andy FORREST	Radical SR1	2700	A	4	51.437		88.668	52.475
2	10	Mark THOMSON	Radical SR8 RS	2700	A	6	53.490	2.053	85.265	53.667
3	32	Shaun DAVIDSON	BMW Compact	3000	F	5	56.227	4.790	81.115	56.733
4	63	Graham ROBERTSON	BMW 135	1300	F	10	57.705	6.268	79.037	58.284
5	3	Michael ANDERSON	Ford Focus	1600	F	8	57.711	6.274	79.029	58.287
6	19	Harvey GILLANDERS	Honda EP3	2400	F	13	58.111	6.674	78.485	58.208
7	333	Iain BLACKLEY	Ford Puma	1679T	F	12	58.879	7.442	77.461	58.981
8	69	Andrew PATERSON	BMW 318is	1800	G	5	1:00.181	8.744	75.785	1:00.925
9	18	Richard SUTHERLAND	BMW 318i Compact	1600	J	13	1:02.734	11.297	72.701	1:02.928
10	217	Steven SOMERVILLE	BMW E36 Compact	1600	J	13	1:03.063	11.626	72.322	1:03.439
11	31	Natalie COWIE	Mini Cooper S R53	1600	G	5	1:05.085	13.648	70.075	1:12.169
12	99	Philip WEBSTER	BMW Mini Cooper S	1600	J	13	1:07.160	15.723	67.910	1:07.865

Clerk of the Course

Orbits

Sig : Time :

Chief Timekeeper : Ian Sharp (SMART Timing)

Results available at www.smart-timing.co.uk and www.speedhive.com

Printed: 06/07/2024 14:09:09

**RACE WITH RESPECT**



KMSC/SMRC Race meeting

KMSC Modsports

Knockhill 1.267 miles

Qualifying - Q3

06/07/2024 13:50

Practice (15:00 Time) started at 13:51:12

Lap	Time of Day	Lap Tm	S1	S2	S3	S2Spd	SFSpd
(2) Andy FORREST							
1	13:52:28.297			28.278	18.238	91.9	114.5
2	13:53:20.772	52.475	17.227	19.870	15.378	122.9	115.7
3	13:54:12.209	51.437	16.759	19.690	14.988	124.0	117.3
4	13:55:07.382	55.173	16.563	20.198	18.412	123.4	31.9

Lap	Time of Day	Lap Tm	S1	S2	S3	S2Spd	SFSpd
(10) Mark THOMSON							
1	13:52:33.825			24.942	20.720	86.9	115.1
2	13:53:29.232	55.407	18.613	20.998	15.796	123.4	116.3
3	13:54:22.929	53.697	17.971	20.408	15.318	124.0	117.1
4	13:55:16.419	53.490	17.694	20.363	15.433	125.4	116.5
5	13:56:10.086	53.667	17.589	20.682	15.396	123.4	117.3
6	13:57:12.392	1:02.306	17.628	20.609	24.069	125.0	23.3

Lap	Time of Day	Lap Tm	S1	S2	S3	S2Spd	SFSpd
(32) Shaun DAVIDSON							
1	13:52:50.124			28.078	17.968	101.4	97.5
2	13:53:46.857	56.733	18.647	21.638	16.448	107.5	98.7
3	13:54:43.084	56.227	18.132	21.436	16.659	108.8	97.8
4	13:55:58.214	1:15.130	28.009	30.327	16.794	107.5	98.7
5	13:57:04.539	1:06.325	19.007	24.815	22.503	95.1	30.4

Lap	Time of Day	Lap Tm	S1	S2	S3	S2Spd	SFSpd
(63) Graham ROBERTSON							
1	13:52:51.457			28.192	18.224	93.2	96.6
2	13:53:49.852	58.395	19.079	22.037	17.279	100.5	97.1
3	13:54:47.557	57.705	18.603	21.962	17.140	106.0	95.5
4	13:55:48.492	1:00.935	19.169	23.497	18.269	99.4	97.0
5	13:56:46.951	58.459	18.773	22.268	17.418	103.4	95.1
6	13:57:45.235	58.284	18.895	22.053	17.336	101.4	95.7
7	13:58:43.807	58.572	18.779	22.424	17.369	103.2	95.6
8	13:59:44.109	1:00.302	19.203	22.757	18.342	99.3	96.4
9	14:00:42.490	58.381	18.820	21.989	17.572	102.1	92.6
10	14:01:51.992	1:09.502	20.877	25.023	23.602	83.3	26.6

Lap	Time of Day	Lap Tm	S1	S2	S3	S2Spd	SFSpd
(3) Michael ANDERSON							
1	13:53:03.214			24.239	19.522	103.2	87.2
2	13:54:04.431	1:01.217	20.421	22.568	18.228	107.9	90.4
3	13:55:04.182	59.751	19.781	22.275	17.695	109.7	95.5
4	13:56:03.200	59.018	19.217	21.855	17.946	110.2	92.1
5	13:57:02.855	59.655	20.242	21.849	17.564	109.3	96.4
6	13:58:01.142	58.287	19.029	21.726	17.532	109.8	97.5
7	13:58:58.853	57.711	18.735	21.646	17.330	109.3	97.4
8	14:00:07.325	1:08.472	22.044	22.469	23.959	93.6	30.5

Lap	Time of Day	Lap Tm	S1	S2	S3	S2Spd	SFSpd
(19) Harvey GILLANDERS							
1	13:52:53.643			27.594	19.063	88.1	94.5
2	13:53:53.906	1:00.263	20.061	22.700	17.502	103.1	96.1
3	13:54:52.649	58.743	19.274	22.276	17.193	104.0	96.8
4	13:55:50.899	58.250	19.041	22.075	17.134	104.7	97.5
5	13:56:49.107	58.208	18.930	22.038	17.240	105.5	97.4
6	13:58:02.036	1:12.929	20.492	30.333	22.104	57.0	95.2
7	13:59:00.285	58.249	19.187	22.026	17.036	105.3	97.3
8	14:00:10.592	1:10.307	23.953	27.709	18.645	84.5	97.0
9	14:01:09.152	58.560	19.168	22.122	17.270	104.2	96.7
10	14:02:19.216	1:10.064	23.331	28.504	18.229	86.1	95.5
11	14:03:17.752	58.536	19.212	22.144	17.180	104.0	97.3
12	14:04:15.863	58.111	18.993	21.933	17.185	105.5	97.0
13	14:05:32.742	1:16.879	25.627	26.295	24.957	87.7	28.5

Lap	Time of Day	Lap Tm	S1	S2	S3	S2Spd	SFSpd
(333) Iain BLACKLEY							
1	13:52:28.826			28.098	20.760		90.7
2	13:53:28.318	59.492					91.3
3	13:54:27.898	59.580					91.9
4	13:55:26.777	58.879					91.7
5	13:56:26.119	59.342	19.126				90.9
6	13:57:25.181	59.062	19.137				91.1
7	13:58:24.162	58.981	19.152				90.9
8	13:59:23.613	59.451					90.7
9	14:00:26.455	1:02.842		2:23.968	18.154		90.1
10	14:01:26.240	59.785					90.8
11	14:02:25.458	59.218					90.7
12	14:03:40.852	1:15.394			26.529		24.0

(69) Andrew PATERSON

Lap	Time of Day	Lap Tm	S1	S2	S3	S2Spd	SFSpd
(18) Richard SUTHERLAND							
1	13:52:58.377			27.152	19.049	92.4	88.3
2	13:54:00.092	1:01.715	19.971	23.736	18.008	98.1	91.4
3	13:55:00.273	1:00.181	19.302	22.932	17.947	99.4	91.3
4	13:56:01.198	1:00.925	19.631	23.103	18.191	100.2	91.2
5	13:57:28.031	1:26.833	23.833	31.490	31.510	71.9	17.6

Lap	Time of Day	Lap Tm	S1	S2	S3	S2Spd	SFSpd
(17) Steven SOMERVILLE							
1	13:52:34.307			30.441	22.968		76.7
2	13:53:38.386	1:04.079	20.856	23.926	19.297		77.8
3	13:54:41.439	1:03.053	20.375	23.510	19.168		77.9
4	13:55:44.501	1:03.062	20.396	23.444	19.222		77.6
5	13:56:47.493	1:02.992	20.351	23.493	19.148		77.5
6	13:57:50.421	1:02.928	20.292	23.472	19.164		77.9
7	13:58:54.095	1:03.674	20.650	23.627	19.397		77.9
8	14:00:00.782	1:06.687	20.781	25.172	20.734		77.7
9	14:01:04.609	1:03.827	20.784	23.714	19.329		78.0
10	14:02:07.343	1:02.734	20.335	23.292	19.107		78.0
11	14:03:10.571	1:03.228	20.274	23.719	19.235		77.9
12	14:04:13.931	1:03.360	20.357	23.722	19.281		77.9
13	14:05:20.322	1:06.391	20.475	23.714	22.202		36.2

Lap	Time of Day	Lap Tm	S1	S2	S3	S2Spd	SFSpd
(217) Steven SOMERVILLE							
1	13:52:34.768			26.220	22.406	74.1	77.9
2	13:53:38.949	1:04.181	20.847	23.915	19.419		77.1
3	13:54:42.568	1:03.619	20.522	23.793	19.304		77.3
4	13:55:46.072	1:03.504	20.423	23.596	19.485		77.0
5	13:56:49.511	1:03.439	20.310	23.570	19.559		77.4
6	13:57:56.145	1:06.634	20.508	23.814	22.312		31.0
7	14:00:01.514	2:05.369	1:21.758	24.075	19.536		77.1
8	14:01:05.117	1:03.603	20.593	23.697	19.313		77.5
9	14:02:08.659	1:03.542	20.344	23.543	19.655		76.0
10	14:03:11.722	1:03.063	20.229	23.526	19.308		77.2
11	14:04:15.264	1:03.542	20.332	23.547	19.663		76.2
12	14:05:19.285	1:04.021	20.682	23.752	19.587		73.6
13	14:06:36.241	1:16.956	23.227	27.299	26.430		30.0

Lap	Time of Day	Lap Tm	S1	S2	S3	S2Spd	SFSpd
(31) Natalie COWIE							
1	13:52:59.464			27.022	19.058	86.8	86.3
2	13:54:04.549	1:05.085	21.127	24.301	19.657	96.8	77.3
3	13:55:16.718	1:12.169	23.410	26.549	22.210	89.0	34.4
4	13:58:42.484	3:25.766	2:41.780	26.167	17.819	97.1	92.1
5	14:00:21.960	1:39.476	47.971	28.096	23.409	84.9	31.0

Lap	Time of Day	Lap Tm	S1	S2	S3	S2Spd	SFSpd
(99) Philip WEBSTER							
1	13:53:01.941			28.425	22.239		71.1
2	13:54:12.185	1:10.244	22.989	25.908	21.347		70.6
3	13:55:20.532	1:08.347	22.168	25.344	20.835		71.2
4	13:56:28.686	1:08.154	22.068	25.104	20.982		70.5
5	13:57:36.803	1:08.117	22.090	25.233	20.794		70.4



KMSC/SMRC Race meeting

KMSC Modsports	Knockhill 1.267 miles
Race 4 - 1st Race	06/07/2024 15:50
Race (15:00 and 1 Laps)	



POLE POSITION

2	10 Mark THOMSON 53.490
4	63 Graham ROBERTSON 57.705
6	19 Harvey GILLANDERS 58.111
8	69 Andrew PATERSON 1:00.181
10	217 Steven SOMERVILLE 1:03.063
12	99 Philip WEBSTER 1:07.160

1	2 Andy FORREST 51.437
3	32 Shaun DAVIDSON 56.227
5	3 Michael ANDERSON 57.711
7	333 Iain BLACKLEY 58.879
9	18 Richard SUTHERLAND 1:02.734
11	31 Natalie COWIE 1:05.085
13	86 Adam MORRISON

1
2
3
4
5
6
7

Clerk of the Course Orbits

Sig : Time :

Chief Timekeeper : Ian Sharp (SMART Timing)

Results available at www.smart-timing.co.uk and www.speedhive.com



KMSC/SMRC Race meeting
Sorted on best lap time
Scottish Mini Cooper & Mini Cooper S Cup
Knockhill 1.267 miles
Qualifying - Q4
06/07/2024 14:10
Practice (12:00 Time) started at 14:14:55

Pos	No.	Name	Make/Model	CC	Class	Laps	Best Tm	Diff	Best Speed	2nd Best
1	25	Chad LITTLE	Mini Cooper	1600	SM	10	1:05.638		69.485	1:05.950
2	22	Jason BALLANTYNE	Mini Cooper	1600	SM	11	1:05.707	0.069	69.412	1:06.895
3	70	Oly MORTIMER	Mini Cooper	1600	SM	11	1:06.063	0.425	69.038	1:06.295
4	23	Ian MUNRO	Mini Cooper	1600	SM	11	1:06.358	0.720	68.731	1:06.362
5	65	Jack IRVINE	Mini Cooper	1600	SM	11	1:06.441	0.803	68.645	1:06.443
6	91	Robbie DALGLEISH	Mini Cooper	1600	SM	11	1:06.821	1.183	68.255	1:06.827
7	18	Daniel PATTERSON	Mini Cooper	1600	SM	10	1:06.898	1.260	68.176	1:07.264
8	53	Stuart McPHADEN	Mini Cooper	1600	SMN	10	1:07.433	1.795	67.635	1:08.124
9	27	Martin WIJETUNGA	Mini Cooper	1600	SMN	11	1:07.933	2.295	67.137	1:08.071
10	52	Michael WILLIAMS	Mini Cooper	1600	SMN	10	1:08.052	2.414	67.020	1:08.825
11	7	Blair DRYBURGH	Mini Cooper	1600	SMN	10	1:08.184	2.546	66.890	1:08.755
12	12	Jacob HEAP	Mini Cooper	1600	SMN	10	1:08.219	2.581	66.856	1:08.496
13	80	Ross FOSTER	Mini Cooper	1600	SMN	10	1:08.714	3.076	66.374	1:09.086
14	333	Ewan ROBERTSON	Mini Cooper	1600	SM	10	1:09.011	3.373	66.089	1:09.867
15	16	William SMITH	Mini Cooper	1600	SM	10	1:09.206	3.568	65.902	1:09.940
16	5	Jonathan WILD	Mini Cooper	1600	SMN	9	1:11.495	5.857	63.792	1:11.771
17	323	Trevor CALVIN	Mini Cooper	1600	SM	10	1:12.331	6.693	63.055	1:12.698
18	97	Jamie BLAKE	Mini Cooper R53	1600S	R53	5	1:17.653	12.015	58.734	1:23.322
19	14	Rich FLETT	Mini Cooper R53	1600S	R53	4	1:24.231	18.593	54.147	1:32.847

Clerk of the Course

Orbits

Sig :

Time :

Chief Timekeeper : Ian Sharp (SMART Timing)

 Results available at www.smart-timing.co.uk and www.speedhive.com

Printed: 06/07/2024 14:32:38


 motor
sport
UK

**RACE
WITH
RESPECT**

KMSC/SMRC Race meeting
Scottish Mini Cooper & Mini Cooper S Cup
Knockhill 1.267 miles
Qualifying - Q4
06/07/2024 14:10
Practice (12:00 Time) started at 14:14:55

Lap	Time of Day	Lap Tm	S1	S2	S3	S2Spd	SFSpd	Lap	Time of Day	Lap Tm	S1	S2	S3	S2Spd	SFSpd
(25) Chad LITTLE															
1	14:17:25.767			26.640	20.317	80.5	73.3	9	14:25:15.860	1:08.281	22.497	25.734	20.050	81.7	73.3
2	14:18:33.893	1:08.126	22.200	25.979	19.947	81.6	74.9	10	14:26:24.380	1:08.520	22.050	25.839	20.631	73.7	73.3
3	14:19:40.729	1:06.836	21.631	25.468	19.737	82.7	74.6	11	14:27:31.201	1:06.821	21.815	25.163	19.843	81.5	73.4
4	14:20:46.919	1:06.190	21.522	24.978	19.690	82.6	75.3	(18) Daniel PATTERSON							
5	14:21:54.407	1:07.488	22.658	25.119	19.711	83.3	75.1	1	14:16:36.450			26.965	20.590	79.2	74.6
6	14:23:00.357	1:05.950	21.599	24.840	19.511	82.6	74.6	2	14:17:56.482	1:20.032	23.259	33.273	23.500	60.9	66.8
7	14:24:06.361	1:06.004	21.608	24.941	19.455	82.7	75.6	3	14:19:05.205	1:08.723	22.828	25.822	20.073	82.4	75.6
8	14:25:12.397	1:06.036	21.666	24.808	19.562	82.3	75.0	4	14:20:15.951	1:10.746	23.835	26.766	20.145	81.0	74.6
9	14:26:18.035	1:05.688	21.250	24.836	19.552	82.4	75.1	5	14:21:24.509	1:08.558	22.220	25.319	21.019	83.8	60.6
10	14:27:29.524	1:11.489	21.589	25.358	24.542	81.8	25.2	6	14:22:39.793	1:15.284	26.173	26.637	22.474	83.0	60.0
(22) Jason BALLANTYNE															
1	14:16:40.530							7	14:23:58.649	1:18.856	32.203	26.875	19.778	83.0	75.5
2	14:17:49.271	1:08.741						8	14:25:05.913	1:07.264	21.921	25.518	19.825	83.3	75.1
3	14:18:59.399	1:10.128						9	14:26:20.313	1:14.400	24.435	29.465	20.500	69.0	75.6
4	14:20:06.938	1:07.539						10	14:27:27.211	1:06.898	21.884	25.396	19.618	82.8	75.3
5	14:21:16.431	1:09.493						(53) Stuart McPHADEN							
6	14:22:23.326	1:06.895						1	14:16:54.911						68.3
7	14:23:30.966	1:07.640						2	14:18:05.950	1:11.039					73.5
8	14:24:41.130	1:10.164						3	14:19:15.645	1:09.695					73.6
9	14:25:48.988	1:07.858						4	14:20:24.507	1:08.862					73.7
10	14:26:54.695	1:05.707						5	14:21:32.631	1:08.124					74.2
11	14:28:16.784	1:22.089						6	14:22:40.902	1:08.271					74.3
(70) Oly MORTIMER															
1	14:16:12.873			27.207	21.963	70.3	74.5	7	14:23:49.943	1:09.041					74.3
2	14:17:20.495	1:07.622	22.094	25.581	19.947	82.1	75.1	8	14:24:57.376	1:07.433					74.7
3	14:18:32.186	1:11.691	23.038	26.949	21.704	80.7	74.8	9	14:26:06.119	1:08.743					73.9
4	14:19:38.974	1:06.788	21.952	25.144	19.692	82.7	74.9	10	14:27:17.992	1:11.873			23.078		74.0
5	14:20:45.373	1:06.399	21.436	25.311	19.652	74.9		(27) Martin WIJETUNGA							
6	14:21:56.045	1:10.672	23.639	26.581	20.452	79.8	75.3	1	14:16:31.806			29.123	21.126	79.1	72.5
7	14:23:02.356	1:06.311	21.466	25.269	19.576	83.5	75.1	2	14:17:42.797	1:10.991	23.302	27.092	20.597	79.5	73.7
8	14:24:13.083	1:10.727	21.639	28.421	20.667	77.9	74.8	3	14:18:53.942	1:11.145	22.717	27.677	20.751	80.0	73.2
9	14:25:19.146	1:06.063	21.477	24.926	19.660	84.0	75.1	4	14:20:03.827	1:09.885	22.624	26.826	20.435	80.4	73.7
10	14:26:27.722	1:08.576	21.839	26.602	20.135	82.4	75.2	5	14:21:12.718	1:08.891	22.322	26.462	20.107	81.2	73.8
11	14:27:34.017	1:06.295	21.421	25.162	19.712	82.5	74.8	6	14:22:20.899	1:08.181	22.196	26.022	19.963	81.0	74.2
(23) Ian MUNRO															
1	14:16:37.009			26.814	20.615	79.7	74.4	7	14:23:30.123	1:09.224	22.343	26.160	20.721	81.5	73.6
2	14:17:48.749	1:11.740	23.016	28.098	20.626	79.8	73.8	8	14:24:38.056	1:07.933	21.936	25.933	20.064	80.9	74.2
3	14:18:58.773	1:10.024	22.700	27.046	20.278	80.3	73.7	9	14:25:46.274	1:08.218	22.313	25.897	20.008	81.9	73.9
4	14:20:07.155	1:08.382	21.994	25.871	20.607	81.3	73.5	10	14:26:54.345	1:08.071	21.987	26.060	20.024	81.9	73.6
5	14:21:15.997	1:08.842	22.186	26.421	20.235	80.4	74.2	11	14:28:02.886	1:08.541	22.531	25.924	20.086	81.8	73.5
6	14:22:22.877	1:06.880	21.668	25.391	19.821	82.5	73.8	(52) Michael WILLIAMS							
7	14:23:29.725	1:06.848	21.560	25.233	20.055	83.3	73.4	1	14:16:54.438			29.782	21.595	78.6	73.8
8	14:24:36.184	1:06.459	21.461	25.007	19.991	82.2	73.3	2	14:18:07.127	1:12.689	23.526	27.680	21.483		73.6
9	14:25:42.546	1:06.362	21.526	25.171	19.665	82.3	74.7	3	14:19:17.056	1:09.929	22.497	27.099	20.333		74.6
10	14:26:49.304	1:06.758	21.218	25.745	19.795	82.2	74.1	4	14:20:25.958	1:08.902	22.418	26.308	20.176	82.1	74.2
11	14:27:55.662	1:06.358	21.341	25.207	19.810	82.5	73.7	5	14:21:34.873	1:08.915	22.108	26.523	20.284	82.1	74.8
(65) Jack IRVINE															
1	14:16:15.406			28.540	21.563	74.8	72.2	6	14:22:45.002	1:10.129	21.940	28.025	20.164	81.0	75.1
2	14:17:23.978	1:08.572	22.420	26.015	20.137	81.0	74.0	7	14:23:53.827	1:08.825	22.139	26.347	20.339	82.5	74.5
3	14:18:34.786	1:10.808	22.042	28.550	20.216	81.6	74.8	8	14:25:01.879	1:08.052	21.826	26.043	20.183		75.1
4	14:19:41.931	1:07.145	21.880	25.344	19.921	82.2	74.6	9	14:26:12.013	1:10.134	22.905	27.143	20.086	80.7	74.2
5	14:20:48.803	1:06.872	21.496	25.372	20.004	81.6	74.3	10	14:27:23.292	1:11.279	22.082	26.363	22.834		32.5
6	14:21:56.933	1:08.130	21.940	26.014	20.176	82.6	74.9	(7) Blair DRYBURGH							
7	14:23:03.376	1:06.443	21.482	25.196	19.765	83.0	75.1	1	14:16:33.286			29.825	22.334	75.3	72.5
8	14:24:10.298	1:06.922	21.376	25.736	19.810	82.4	74.1	2	14:17:49.261	1:15.975	25.576	28.847	21.552	78.4	73.9
9	14:25:16.881	1:06.583	21.662	25.234	19.687	82.7	74.6	3	14:19:01.756	1:12.495	23.764	27.916	21.435	81.0	73.7
10	14:26:23.322	1:06.441	21.564	25.148	19.729	82.7	74.8	4	14:20:12.584	1:10.828	23.318	26.917	20.593	81.2	74.0
11	14:27:30.237	1:06.915	21.484	25.642	19.789	81.3	74.6	5	14:21:26.477	1:13.893	22.968	29.653	21.272	77.6	73.7
(91) Robbie DALGLEISH															
1	14:16:11.662			26.805	20.648	79.4	72.7	6	14:22:37.551	1:11.074	22.546	27.979	20.549	78.0	73.7
2	14:17:19.738	1:08.076	22.159	25.662	20.255	80.2	73.1	7	14:23:46.553	1:09.002	22.492	26.342	20.168	81.2	73.3
3	14:18:29.435	1:09.697	22.385	27.119	20.193	80.6	72.6	8	14:24:59.085	1:12.532	23.981	28.226	20.325	78.7	73.7
4	14:19:37.310	1:07.875	22.054	25.742	20.079	80.8	72.5	9	14:26:07.840	1:08.755	22.297	26.043	20.415	81.5	74.0
5	14:20:45.065	1:07.755	21.940	25.503	20.312	81.5	72.8	10	14:27:16.024	1:08.184	22.190	25.766	20.228	82.4	74.4
6	14:21:53.600	1:08.535	22.932	25.548	20.059	81.2	73.3	(12) Jacob HEAP							
7	14:23:00.752	1:07.152	21.825	25.268	20.059	82.1	73.7	1	14:16:26.395			28.478	21.714	78.4	70.7
8	14:24:07.579	1:06.827	21.822	25.097	19.908	82.3	73.4	2	14:17:38.971	1:12.576	23.870	27.571	21.135	78.5	71.4
(25) Stuart McPHADEN															

KMSC/SMRC Race meeting
Scottish Mini Cooper & Mini Cooper S Cup
Knockhill 1.267 miles
Qualifying - Q4
06/07/2024 14:10
Practice (12:00 Time) started at 14:14:55

Lap	Time of Day	Lap Tm	S1	S2	S3	S2Spd	SFSpd	Lap	Time of Day	Lap Tm	S1	S2	S3	S2Spd	SFSpd
9	14:26:01.372	1:18.529			20.542	79.8	71.9								
10	14:27:09.591	1:08.219	22.225	25.774	20.220	81.0	73.1								

(80) Ross FOSTER

1	14:16:35.136			30.295	22.074	71.8	73.7
2	14:17:50.703	1:15.567	24.242	29.951	21.374	77.0	73.1
3	14:19:04.037	1:13.334	24.923	27.505	20.906	80.9	73.0
4	14:20:14.214	1:10.177	23.405	26.204	20.568	81.5	73.3
5	14:21:23.300	1:09.086	22.584	26.220	20.282	81.5	73.6
6	14:22:45.705	1:22.405	23.123	38.632	20.650	76.4	74.1
7	14:23:55.902	1:10.197	23.419	26.159	20.619	80.7	74.1
8	14:25:04.616	1:08.714	22.442	25.966	20.306	81.8	74.1
9	14:26:14.567	1:09.951	22.327	26.450	21.174	81.5	72.2
10	14:27:23.752	1:09.185	22.648	26.068	20.469	81.0	73.6

(333) Ewan ROBERTSON

1	14:16:31.182			30.755	21.974	76.3	71.8
2	14:17:46.806	1:15.624	25.675	28.645	21.304	80.4	73.6
3	14:19:00.653	1:13.847	24.353	28.636	20.858		74.2
4	14:20:11.459	1:10.806	23.329	26.926	20.551	81.7	73.8
5	14:21:22.654	1:11.195	23.534	27.096	20.565	81.2	74.3
6	14:22:34.607	1:11.953	24.270	27.008	20.675	80.8	73.8
7	14:23:45.954	1:11.347	23.274	27.254	20.819	81.0	72.8
8	14:24:56.696	1:10.742	23.169	26.912	20.661	80.6	73.3
9	14:26:06.563	1:09.867	22.706	26.172	20.989		73.7
10	14:27:15.574	1:09.011	22.554	26.094	20.363	83.0	73.9

(16) William SMITH

1	14:16:32.904			30.402	22.469	75.2	71.6
2	14:17:50.451	1:17.547	25.262	29.991	22.294	74.9	72.5
3	14:19:03.590	1:13.139	24.770	27.505	20.864	80.8	73.3
4	14:20:17.242	1:13.652	24.272	28.467	20.913	77.2	73.8
5	14:21:28.792	1:11.550	23.198	27.032	21.320	80.0	72.8
6	14:22:40.050	1:11.258	23.388	27.110	20.760	81.2	73.6
7	14:23:51.464	1:11.414	22.947	27.889	20.578	80.5	74.2
8	14:25:01.404	1:09.940	22.854	26.723	20.363	81.6	74.2
9	14:26:13.811	1:12.407	22.872	28.715	20.820	79.4	73.9
10	14:27:23.017	1:09.206	22.632	26.356	20.218	82.4	73.7

(5) Jonathan WILD

1	14:16:50.771			30.460	22.410	73.9	66.8
2	14:18:04.334	1:13.563	24.262	28.229	21.072	76.7	70.5
3	14:19:18.566	1:14.232	23.910	28.681	21.641	71.8	70.6
4	14:20:30.337	1:11.771	23.394	27.422	20.955	77.2	71.1
5	14:21:41.832	1:11.495	23.344	27.306	20.845	77.9	70.9
6	14:22:54.008	1:12.176	23.455	27.587	21.134	78.5	71.0
7	14:24:05.829	1:11.821	23.622	27.394	20.805	78.8	70.7
8	14:25:21.385	1:15.556	24.951	28.842	21.763	69.0	71.7
9	14:26:34.649	1:13.264	23.062	26.560	23.642	79.3	29.5

(323) Trevor CALVIN

1	14:16:57.145			30.862	24.306	73.0	67.3
2	14:18:13.834	1:16.689	25.950	28.764	21.975	75.9	70.2
3	14:19:28.697	1:14.863	24.807	28.173	21.883	75.9	70.4
4	14:20:43.269	1:14.572	24.619	28.419	21.534	76.3	70.6
5	14:22:01.078	1:17.809	27.080	29.455	21.274	76.3	71.8
6	14:23:13.409	1:12.331	24.028	27.355	20.948	78.2	71.5
7	14:24:26.300	1:12.891	23.832	27.793	21.266	77.8	71.5
8	14:25:38.998	1:12.698	23.875	27.574	21.249	78.0	71.9
9	14:26:52.186	1:13.188	23.990	28.031	21.167	78.4	71.9
10	14:28:07.571	1:15.385	25.805	28.335	21.245	77.0	71.7

(97) Jamie BLAKE

1	14:17:14.178			32.504	22.861	79.0	81.2
2	14:18:37.500	1:23.322	26.705	33.192	23.425	61.7	80.1
3	14:19:55.153	1:17.653	26.452	29.406	21.795	91.1	83.4
4	14:21:19.064	1:23.911	25.487	33.699	24.725	50.3	82.6
5	14:22:46.987	1:27.923	24.821	34.804	28.298	59.0	28.5

(14) Rich FLETT

1	14:17:16.560			34.482	23.978	85.8	83.4
2	14:18:40.791	1:24.231	28.248	33.105	22.878	85.3	80.6
3	14:20:13.638	1:32.847	26.548	36.651	29.648	56.5	48.9
4	14:21:51.619	1:37.981	34.244	34.643	29.094	90.0	23.6

Clerk of the Course
Orbits

Sig : _____ **Time :** _____
Chief Timekeeper : Ian Sharp (SMART Timing)
Results available at www.smart-timing.co.uk and www.speedhive.com



KMSC/SMRC Race meeting


Scottish Mini Cooper & Mini Cooper S Cup

Knockhill 1.267 miles

Race 5 - 1st Race

06/07/2024 16:20

Race (12 Laps)



POLE POSITION

2	1	1
14 Rich FLETT 1:24.231	97 Jamie BLAKE 1:17.653	1
4	3	2
6	5	3
8	7	4
22 Jason BALLANTYNE 1:05.707	25 Chad LITTLE 1:05.638	4
10	9	5
23 Ian MUNRO 1:06.358	70 Oly MORTIMER 1:06.063	5
12	11	6
91 Robbie DALGLEISH 1:06.821	65 Jack IRVINE 1:06.441	6
14	13	7
53 Stuart McPHADEN 1:07.433	18 Daniel PATTERSON 1:06.898	7
16	15	8
52 Michael WILLIAMS 1:08.052	27 Martin WIJETUNGA 1:07.933	8
18	17	9
12 Jacob HEAP 1:08.219	7 Blair DRYBURGH 1:08.184	9
20	19	10
333 Ewan ROBERTSON 1:09.011	80 Ross FOSTER 1:08.714	10

Clerk of the Course

Orbits

 Sig : Time :
 Chief Timekeeper : Ian Sharp (SMART Timing)
 Results available at www.smart-timing.co.uk and www.speedhive.com

Printed: 06/07/2024 14:31:52



KMSC/SMRC Race meeting

Scottish Mini Cooper & Mini Cooper S Cup

Knockhill 1.267 miles

Race 5 - 1st Race

06/07/2024 16:20

Race (12 Laps)

225 Jonathan WILD
1:11.495**21**16 William SMITH
1:09.206**11****23**323 Trevor CALVIN
1:12.331**12**

Clerk of the Course

Orbits

Sig : Time :

Chief Timekeeper : Ian Sharp (SMART Timing)

Results available at www.smart-timing.co.uk and www.speedhive.com

Printed: 06/07/2024 14:31:52

motor
sport
UK**RACE
WITH
RESPECT**



Bulletin No. _____

KMSC/SMRC Race meeting**Sorted on best lap time**

Scottish Fiesta ST Cup

Knockhill 1.267 miles

Qualifying - Q5

06/07/2024 14:30

Practice (12:00 Time) started at 14:32:26

Pos	No.	Name	Make/Model	CC	Class	Laps	Best Tm	Diff	Best Speed	2nd Best
1	147	Gerry HENDRY	Ford Fiesta ST	2000	ST	11	1:07.040		68.032	1:07.040
2	871	Jensen BELL	Ford Fiesta ST	2000	ST	11	1:07.045	0.005	68.027	1:07.047
3	31	Broddy ORR	Ford Fiesta ST	2000	ST	10	1:07.462	0.422	67.606	1:07.802
4	21	Kieren PREEDY	Ford Fiesta ST	2000	ST	10	1:07.534	0.494	67.534	1:07.721
5	24	Steven GRAY	Ford Fiesta ST	2000	ST	10	1:07.570	0.530	67.498	1:07.933
6	52	Dave COLVILLE	Ford Fiesta ST	2000	ST	11	1:07.690	0.650	67.378	1:07.787
7	68	Arran WARD	Ford Fiesta ST	2000	ST	11	1:07.736	0.696	67.333	1:08.326
8	5	Lorn MURRAY	Ford Fiesta ST	2000	STC	11	1:07.781	0.741	67.288	1:07.903
9	99	James DICKIE	Ford Fiesta ST	2000	STN	10	1:07.800	0.760	67.269	1:08.488
10	35	Andrew MACKIE	Ford Fiesta ST	2000	ST	11	1:07.803	0.763	67.266	1:07.806
11	83	Sophie KINGHORN	Ford Fiesta ST	2000	STC	11	1:07.868	0.828	67.202	1:08.129
12	61	Peter CRUICKSHANK	Ford Fiesta ST	2000	ST	10	1:08.101	1.061	66.972	1:08.624
13	3	Stewart SCOTT	Ford Fiesta ST	2000	ST	11	1:08.473	1.433	66.608	1:09.152
14	14	Duncan STEELE	Ford Fiesta ST	2000	STC	11	1:09.545	2.505	65.581	1:09.650
15	32	Daniel FORBES	Ford Fiesta ST	2000	STN	10	1:09.855	2.815	65.290	1:10.229
16	58	Kenneth LEES	Ford Fiesta ST	2000	STC	10	1:09.889	2.849	65.258	1:10.032
17	30	Michael GORDON	Ford Fiesta ST	2000	STN	10	1:10.085	3.045	65.076	1:10.185
18	17	Angus ROSS	Ford Fiesta ST	2000	STN	10	1:10.510	3.470	64.684	1:10.536
19	23	Lucy HALES-MAVER	Ford Fiesta ST	2000	ST	10	1:11.325	4.285	63.944	1:11.678

Clerk of the Course

Orbits

Sig : Time :
 Chief Timekeeper : Ian Sharp (SMART Timing)
 Results available at www.smart-timing.co.uk and www.speedhive.com

Printed: 06/07/2024 14:49:04

**RACE WITH RESPECT**



KMSC/SMRC Race meeting

Scottish Fiesta ST Cup

Knockhill 1.267 miles

Qualifying - Q5

06/07/2024 14:30

Practice (12:00 Time) started at 14:32:26

Lap	Time of Day	Lap Tm	S1	S2	S3	S2Spd	SFSpd	Lap	Time of Day	Lap Tm	S1	S2	S3	S2Spd	SFSpd
(147) Gerry HENDRY															
1	14:33:42.298			29.253	19.911	84.9	79.0	11	14:45:14.715	1:07.690	21.912	26.006	19.772	87.3	77.9
2	14:34:51.565	1:09.267	22.801	26.616	19.850	88.1	79.4	1	14:33:57.266			28.207	20.363	86.4	79.3
3	14:36:00.143	1:08.578	22.043	26.461	20.074	87.4	79.7	2	14:35:07.629	1:10.363	22.946	27.374	20.043	84.9	79.2
4	14:37:07.760	1:07.617	21.599	26.145	19.873	88.2	79.5	3	14:36:17.027	1:09.398	22.129	26.977	20.292	87.4	79.8
5	14:38:15.018	1:07.258	21.476	26.160	19.622	87.7	79.9	4	14:37:25.585	1:08.558	21.840	26.673	20.045	86.7	79.9
6	14:39:22.191	1:07.173	21.569	25.943	19.661	88.4	80.3	5	14:38:35.181	1:09.596	22.389	26.945	20.262	86.7	79.6
7	14:40:29.818	1:07.627	21.602	26.241	19.784	86.3	79.3	6	14:39:44.386	1:09.205	22.234	26.878	20.093	87.6	79.2
8	14:41:37.271	1:07.453	21.497	26.015	19.941	87.7	79.9	7	14:40:54.422	1:10.036	22.329	27.557	20.150	85.1	80.1
9	14:42:44.549	1:07.278	21.716	25.870	19.692	87.7	79.8	8	14:42:04.514	1:10.092	22.201	27.551	20.340	84.7	79.6
10	14:43:51.589	1:07.040	21.502	25.793	19.745	88.2	79.3	9	14:43:13.373	1:08.859	22.128	26.942	19.789	85.3	78.7
11	14:44:58.629	1:07.040	21.443	25.992	19.605	86.9	79.6	10	14:44:21.109	1:07.736	21.829	26.178	19.729	87.2	79.4
								11	14:45:29.435	1:08.326	21.755	26.534	20.037	86.1	78.9
(68) Arran WARD															
1	14:33:40.664			27.242	19.803		78.6	1	14:33:44.955			27.573	20.921	84.5	76.6
2	14:34:47.776	1:07.112	21.447	25.896	19.769	77.8		2	14:34:55.547	1:10.592	22.543	27.486	20.563	85.4	77.0
3	14:35:54.888	1:07.112	21.413	26.031	19.668	78.4		3	14:36:05.099	1:09.552	22.652	26.796	20.104	85.1	76.5
4	14:37:02.043	1:07.155			19.757	78.7		4	14:37:13.785	1:08.686	22.101	26.529	20.056	84.8	76.6
5	14:38:09.090	1:07.047	21.246	26.217	19.584	79.3		5	14:38:22.480	1:08.695	22.082	26.453	20.160	85.3	76.4
6	14:39:16.238	1:07.148	21.299	26.199	19.650	79.0		6	14:39:30.496	1:08.016	21.841	26.222	19.953	85.5	76.8
7	14:40:23.394	1:07.156	21.430	26.018	19.708	78.6		7	14:40:38.952	1:08.456	22.108	26.287	20.061	85.5	77.4
8	14:41:30.439	1:07.045				79.3		8	14:41:46.878	1:07.926	21.730	26.155	20.041	85.4	76.5
9	14:42:37.827	1:07.388	21.471			79.3		9	14:42:55.125	1:08.247	21.955	26.380	19.912	85.7	77.0
10	14:43:44.874	1:07.047	21.346			79.9		10	14:44:03.028	1:07.903	21.704	26.237	19.962	84.6	77.3
11	14:44:51.939	1:07.065		1:32.968	19.798	79.3		11	14:45:10.809	1:07.781	21.889	26.012	19.880	85.6	77.4
(5) Lorn MURRAY															
1	14:34:03.110			31.211	22.243	74.0	76.2	1	14:34:04.436			28.137	21.308	81.7	78.8
2	14:35:20.161	1:17.051	22.366	34.356	20.329	80.8	78.6	2	14:35:14.128	1:09.692	22.131	27.399	20.162	83.9	79.0
3	14:36:28.503	1:08.342	21.765	26.436	20.141	86.1	78.0	3	14:36:24.398	1:10.270	22.948	26.931	20.391	85.6	80.2
4	14:37:36.508	1:08.005	21.631	26.504	19.870	85.7	78.7	4	14:37:34.180	1:09.782	22.651	26.844	20.287	84.7	78.7
5	14:38:48.507	1:11.999	21.793	29.872	20.334	84.1	78.8	5	14:38:42.668	1:08.488	22.111	26.574	19.803	86.5	78.6
6	14:39:56.309	1:07.802	21.695	26.429	19.678	85.7	78.4	6	14:39:52.468	1:09.800	22.903	26.545	20.352	86.3	78.0
7	14:41:04.779	1:08.470	21.983	26.587	19.900	85.4	78.6	7	14:41:01.009	1:08.541	21.969	26.389	20.183	85.1	77.9
8	14:42:13.783	1:09.004	21.657	27.318	20.029	83.5	78.8	8	14:42:09.579	1:08.570	22.163	26.266	20.141	86.1	79.4
9	14:43:21.245	1:07.462	21.726	26.104	19.632	86.0	79.1	9	14:43:19.966	1:10.387	21.969	27.384	21.034	84.7	79.4
10	14:44:30.899	1:09.654	21.818	28.110	19.726	85.2	78.1	10	14:44:27.766	1:07.800	22.054	25.997	19.749		78.9
(31) Broddy ORR															
1	14:33:55.449			29.127	20.958	84.7	78.1	1	14:33:44.050			28.005	20.872	82.1	79.5
2	14:35:05.277	1:09.828	22.689	26.685	20.454	87.5	80.1	2	14:34:53.064	1:09.014	22.240	26.779	19.995	86.8	79.5
3	14:36:30.057	1:24.780	33.228	29.914	21.638	60.2	80.0	3	14:36:01.263	1:08.199	21.908	26.536	19.755	86.8	80.7
4	14:37:38.422	1:08.365	22.163	26.381	19.821	87.0	79.6	4	14:37:09.327	1:08.064	21.884	26.436	19.744	86.8	79.7
5	14:38:47.127	1:08.705	22.034	26.650	20.021	86.1	79.0	5	14:38:17.414	1:08.087	21.792	26.560	19.735	86.5	79.3
6	14:39:54.940	1:07.813	21.869	26.148	19.796	87.2	79.6	6	14:39:25.220	1:07.806	21.864	26.257	19.685	87.5	79.3
7	14:41:02.718	1:07.778	21.963	26.067	19.748	87.4	79.0	7	14:40:33.246	1:08.026	21.673	26.537	19.816	86.3	79.1
8	14:42:10.439	1:07.721	21.777	26.322	19.622	87.2	79.4	8	14:41:41.562	1:08.316	21.691	26.711	19.914	86.8	79.3
9	14:43:19.318	1:08.879	21.812	27.003	20.064	86.0	78.4	9	14:42:49.434	1:07.872	21.661	26.277	19.934	86.8	77.1
10	14:44:26.852	1:07.534	21.623	26.252	19.659	86.8	78.8	10	14:43:57.455	1:08.021	21.849	26.461	19.711	86.7	79.1
								11	14:45:05.258	1:07.803	21.744	26.193	19.866	86.0	78.7
(21) Kieren PREEDY															
1	14:33:49.311			28.400	20.813	85.9	78.7	1	14:33:43.706			28.816	20.784	84.2	76.3
2	14:34:59.786	1:10.978	22.723	27.473	20.782	85.2	79.8	2	14:34:55.063	1:11.357	23.534	27.261	20.562	86.4	77.7
3	14:36:23.037	1:10.671	23.359	26.701	20.611	86.9	79.3	3	14:36:06.394	1:11.331	23.632	27.359	20.340	85.9	78.6
4	14:37:32.640	1:09.603	22.624	26.978	20.001	86.1	79.8	4	14:37:15.962	1:09.568	22.468	26.901	20.199	86.9	79.1
5	14:38:41.712	1:09.072	22.148	26.854	20.070	86.7	79.1	5	14:38:25.061	1:09.099	22.311	26.811	19.977	86.5	79.2
6	14:39:50.333	1:08.621	22.243	26.435	19.943	86.0	80.0	6	14:39:33.656	1:08.595	21.962	26.763	19.870	86.9	78.9
7	14:40:58.995	1:08.662	22.125	26.481	20.056	86.8	80.3	7	14:40:41.785	1:08.129	21.837	26.535	19.757	87.0	78.9
8	14:42:17.072	1:18.077	27.318	28.918	21.841	73.8	80.8	8	14:41:51.489	1:09.704	22.097	26.651	20.956	86.8	79.1
9	14:43:25.005	1:07.933	22.082	26.073	19.778	86.6	80.0	9	14:43:00.094	1:08.605	22.408	26.256	19.941	87.3	79.5
10	14:44:32.575	1:07.570	21.870	25.992	19.708	86.9	80.9	10	14:44:07.962	1:07.868	21.718	26.273	19.877	87.6	79.5
								11	14:45:16.423	1:08.461	22.112	26.322	20.027	87.2	79.4
(35) Andrew MACKIE															
1	14:34:05.984			27.219	20.377	85.3	79.7	1	14:34:05.984			27.219	20.377	85.3	79.7
2	14:35:22.407	1:16.423	24.592	30.673	21.158	74.2	78.6	2	14:35:22.407	1:16.423	24.592	30.673	21.158	74.2	78.6
3	14:36:31.747	1:09.340	22.450	26.746	20.144	85.2	78.8	3	14:36:31.747	1:09.340	22.450	26.746	20.144	85.2	78.8
4	14:37:41.105	1:09.358	22.351	26.916	20.091	85.5	78.6	4	14:37:41.105	1:09.358	22.351	26.916	20.091	85.5	78.6
5	14:38:50.983	1:09.878	22.584	27.177	20.117	85.1	77.7	5	14:38:50.983	1:09.878	22.584	27.177	20.117	85.1	77.7
6	14:40:00.049	1:09.066	22.366	26.694	20.006	85.1	78.1	6	14:40:00.049	1:09.066	22.366	26.694	20.006	85.1	78.1
7	14:41:09.403	1:09.354	22.443	26.979	19.932	84.7	76.9	7	14:41:09.403	1:09.354	22.443	26.979	19.932	84.7	76.9
(83) Sophie KINGHORN															
1	14:34:05.984			27.219	20.377	85.3	79.7	1	14:34:05.984			27.219	20.377	85.3	79.7
2	14:35:22.407	1:16.423	24.592	30.673	21.158	74.2	78.6	2	14:35:22.407	1:16.423	24.592	30.673	21.158	74.2	78.6
3	14:36:31.747	1:													



KMSC/SMRC Race meeting

Scottish Fiesta ST Cup

Knockhill 1.267 miles

Qualifying - Q5

06/07/2024 14:30

Practice (12:00 Time) started at 14:32:26

Lap	Time of Day	Lap Tm	S1	S2	S3	S2Spd	SFSpd	Lap	Time of Day	Lap Tm	S1	S2	S3	S2Spd	SFSpd
8	14:42:18.795	1:09.392	22.492	26.717	20.183	84.8	77.7	8	14:42:24.835	1:10.510	22.672	27.279	20.559	85.5	77.7
9	14:43:27.419	1:08.624	22.327	26.248	20.049	84.9	77.8	9	14:43:35.402	1:10.567	22.664	27.103	20.800	86.1	77.9
10	14:44:35.520	1:08.101	22.025	26.177	19.899	84.6	77.4	10	14:44:45.938	1:10.536	22.593	27.133	20.810	85.2	77.9

(3) Stewart SCOTT

1	14:33:53.652			28.960	20.730	86.8	79.3
2	14:35:04.457	1:10.805	22.976	27.072	20.757	87.3	80.2
3	14:36:14.995	1:10.538	23.164	27.012	20.362	88.2	80.3
4	14:37:24.751	1:09.756	22.534	27.037	20.185	89.5	80.9
5	14:38:34.910	1:10.159	22.729	27.119	20.311	86.3	80.0
6	14:39:44.062	1:09.152	22.149	26.968	20.035	86.5	80.5
7	14:40:54.183	1:10.121	22.380	27.512	20.229	85.9	80.0
8	14:42:04.228	1:10.045	22.196	27.511	20.338	85.8	80.1
9	14:43:14.169	1:09.941	22.168	27.482	20.291	88.6	80.0
10	14:44:22.642	1:08.473	21.973	26.497	20.003	88.1	79.6
11	14:45:35.940	1:13.298	22.019	26.767	24.512	88.6	26.6

(23) Lucy HALES-MAVER

1	14:34:08.046			32.601	21.857	72.7	77.9
2	14:35:24.493	1:16.447	24.968	30.163	21.316	81.7	78.7
3	14:36:39.416	1:14.923	24.443	29.414	21.066	82.6	78.4
4	14:37:52.906	1:13.490	24.412	28.555	20.523	84.5	79.0
5	14:39:05.047	1:12.141	23.842	28.070	20.229	85.1	78.9
6	14:40:16.372	1:11.325	23.521	27.580	20.224	85.6	78.9
7	14:41:28.050	1:11.678	23.444	27.713	20.521	84.7	76.4
8	14:42:41.817	1:13.767	25.207	27.615	20.945	85.2	77.9
9	14:43:55.273	1:13.456	25.400	27.683	20.373	85.4	77.8
10	14:45:08.291	1:13.018	25.287	27.458	20.273	86.0	77.9

(14) Duncan STEELE

1	14:33:50.233			29.231	21.555	77.7	78.0
2	14:35:01.928	1:11.695	23.054	27.843	20.798	83.2	78.5
3	14:36:13.512	1:11.584	23.146	27.690	20.748	85.4	76.8
4	14:37:24.135	1:10.623	23.050	27.047	20.526	85.5	78.0
5	14:38:36.019	1:11.884	22.658	28.500	20.726	79.1	78.1
6	14:39:45.915	1:09.896	22.436	27.105	20.355	84.8	77.3
7	14:40:55.460	1:09.545	22.342	26.794	20.409	84.8	77.3
8	14:42:05.498	1:10.038	22.536	26.939	20.563	84.6	77.6
9	14:43:15.148	1:09.650	22.447	26.677	20.526	85.2	77.0
10	14:44:25.469	1:10.321	22.674	27.121	20.526	84.3	76.8
11	14:45:37.586	1:12.117	22.552	28.519	21.046	82.7	78.0

(32) Daniel FORBES

1	14:33:53.001			29.895	21.289	81.0	76.3
2	14:35:05.121	1:12.120	22.748	27.579	21.793	84.4	77.7
3	14:36:16.718	1:11.597	23.487	27.669	20.441	84.2	76.9
4	14:37:30.725	1:14.007	24.671	28.379	20.957	81.7	77.0
5	14:38:42.138	1:11.413	22.645	27.586	21.182	83.8	78.5
6	14:39:58.353	1:16.215	24.110	28.597	23.508	62.5	77.5
7	14:41:18.064	1:19.711	23.151	35.753	20.807	76.3	77.2
8	14:42:28.630	1:10.566	22.785	27.404	20.377	84.2	77.6
9	14:43:38.859	1:10.229	22.870	27.270	20.089	84.2	77.7
10	14:44:48.714	1:09.855	22.564	26.924	20.367	84.3	76.7

(58) Kenneth LEES

1	14:33:48.081			28.372	20.987	85.2	78.5
2	14:35:01.188	1:13.107	23.838	28.744	20.525	84.6	79.1
3	14:36:12.779	1:11.591	23.530	27.654	20.407	85.6	78.9
4	14:37:23.518	1:10.739	23.054	27.343	20.342	86.0	78.9
5	14:38:33.407	1:09.889	22.806	26.872	20.211	85.9	78.7
6	14:39:47.696	1:14.289	22.789	29.863	21.637	63.0	79.0
7	14:40:58.405	1:10.709	23.109	27.270	20.330	86.6	78.9
8	14:42:08.437	1:10.032	22.715	26.985	20.332	86.7	78.8
9	14:43:21.010	1:12.573	22.695	29.117	20.761	86.1	79.5
10	14:44:32.193	1:11.183	23.277	27.459	20.447	85.6	79.1

(30) Michael GORDON

1	14:33:59.090			29.431	22.666	77.8	76.8
2	14:35:11.037	1:11.947	23.358	27.491	21.098	83.8	76.4
3	14:36:23.518	1:12.481	23.811	27.183	21.487	84.8	77.9
4	14:37:35.856	1:12.338	23.837	27.632	20.869	85.1	70.9
5	14:38:50.174	1:14.318	26.257	27.520	20.541	84.6	79.7
6	14:40:01.366	1:11.192	22.542	27.878	20.772	78.7	78.5
7	14:41:11.451	1:10.085	22.773	26.888	20.424	83.9	77.9
8	14:42:22.605	1:11.154	22.808	27.758	20.588	83.5	77.6
9	14:43:33.434	1:10.829	22.958	27.411	20.460	84.4	78.5
10	14:44:43.619	1:10.185	22.603	27.129	20.453	83.1	78.6

(17) Angus ROSS

1	14:33:56.132			29.409	22.079	83.3	75.4
2	14:35:09.157	1:13.025	23.608	28.567	20.850	83.5	76.8
3	14:36:24.256	1:15.099	23.648	28.945	22.506	77.0	76.5
4	14:37:37.937	1:13.681	24.374	28.364	20.943	77.0	77.2
5	14:38:52.101	1:14.164	24.949	27.781	21.434	81.2	77.5
6	14:40:03.047	1:10.946	22.885	27.403	20.658	84.4	77.6
7	14:41:14.325	1:11.278	22.972	27.505	20.801	83.7	77.5

Clerk of the Course

Orbits

Sig : Time :
 Chief Timekeeper : Ian Sharp (SMART Timing)
 Results available at www.smart-timing.co.uk and www.speedhive.com




RACE WITH RESPECT



KMSC/SMRC Race meeting

KMSC Modsports	Knockhill 1.267 miles
Race 4 - 1st Race	06/07/2024 15:50
Race (15:00 and 1 Laps) started at 16:09:37	



1 x 1 Grid format

POLE POSITION

2
10 Mark THOMSON 53.490
4
63 Graham ROBERTSON 57.705
6
19 Harvey GILLANDERS 58.111
8
69 Andrew PATERSON 1:00.181
10
217 Steven SOMERVILLE 1:03.063
12
99 Philip WEBSTER 1:07.160

1
2 Andy FORREST 51.437
3
32 Shaun DAVIDSON 56.227
5
3 Michael ANDERSON 57.711
7
333 Iain BLACKLEY 58.879
9
18 Richard SUTHERLAND 1:02.734
11
31 Natalie COWIE 1:05.085
13
86 Adam MORRISON

1
2
3
4
5
6
7





Bulletin No. _____

KMSC/SMRC Race meeting**Sorted on best lap time**

Scottish C1 Cup

Knockhill 1.267 miles

Qualifying - Q6

06/07/2024 14:50

Practice (12:00 Time) started at 14:49:46

Pos	No.	Name	Make/Model	CC	Class	Laps	Best Tm	Diff	Best Speed	2nd Best
1	51	Murray SCOTT	Citroen C1	1000	C1N	10	1:13.862		61.748	1:14.062
2	99	Dan MARTIN	Citroen C1	1000	C1	9	1:14.001	0.139	61.632	1:14.466
3	24	Ayden WILSON	Citroen C1	1000	C1	10	1:14.406	0.544	61.297	1:14.804
4	117	Marc NISBET	Citroen C1	1000	C1	10	1:14.742	0.880	61.021	1:14.824
5	27	James HITCHEN	Citroen C1	1000	C1	9	1:14.943	1.081	60.857	1:15.127
6	77	James McCRACKEN	Citroen C1	1000	C1	10	1:15.620	1.758	60.313	1:15.822
7	6	Kenneth DOCK	Citroen C1	1000	C1	10	1:15.691	1.829	60.256	1:16.364
8	70	Andrew DAVIDSON	Citroen C1	1000	C1	10	1:15.926	2.064	60.070	1:16.428
9	9	Matthew BALDIE	Citroen C1	1000	C1N	10	1:16.556	2.694	59.575	1:16.750
10	19	Dale EDWARDS	Citroen C1	1000	C1N	10	1:16.767	2.905	59.411	1:16.990
11	18	Gregor McPHADEN	Citroen C1	1000	C1N	9	1:16.866	3.004	59.335	1:17.334
12	54	Brayley SHORE	Citroen C1	1000	C1N	9	1:18.146	4.284	58.363	1:18.236

Clerk of the Course

Orbits

Sig : Time :

Chief Timekeeper : Ian Sharp (SMART Timing)

Results available at www.smart-timing.co.uk and www.speedhive.com

Printed: 06/07/2024 15:04:23

**RACE
WITH
RESPECT**



Bulletin No. _____

KMSC/SMRC Race meeting

Scottish C1 Cup

Knockhill 1.267 miles

Race 9 - 1st Race

07/07/2024 10:30

Race (10 Laps)

POLE POSITION

2
 99 Dan MARTIN
 1:14.001

1
 51 Murray SCOTT
 1:13.862

1

4
 117 Marc NISBET
 1:14.742

3
 24 Ayden WILSON
 1:14.406

2

6
 77 James McCRACKEN
 1:15.620

5
 27 James HITCHEN
 1:14.943

3

8
 70 Andrew DAVIDSON
 1:15.926

7
 6 Kenneth DOCK
 1:15.691

4

10
 19 Dale EDWARDS
 1:16.767

9
 9 Matthew BALDIE
 1:16.556

5

12
 54 Brayley SHORE
 1:18.146

11
 18 Gregor McPHADEN
 1:16.866

6

Clerk of the Course

Orbits

Sig : Time :
 Chief Timekeeper : Ian Sharp (SMART Timing)
 Results available at www.smart-timing.co.uk and www.speedhive.com



motor sport UK

RACE WITH RESPECT

**KMSC/SMRC Race meeting****Sorted on Laps**

Scottish Legends Cars Championship

Knockhill 1.267 miles

Race 2 - Heat 2a

06/07/2024 15:10

Race (8 Laps) started at 15:15:50

Pos	No.	Name	Make/Model	CC	Class	Laps	Total Tm	Diff	Best Tm	In Lap	2nd Best
1	52	Stewart BLACK	Legend Coupe	1250	L	8	8:53.888		1:05.281	3	1:05.477
2	8	Ben MASON	Legend Coupe	1250	L T	8	8:55.652	1.764	1:05.444	6	1:05.488
3	24	Matthew PAPE	Legend Coupe	1250	L	8	8:58.186	4.298	1:05.078	7	1:05.369
4	77	Michael WEDDELL	Legend Coupe	1250	L R	8	8:58.270	4.382	1:06.026	3	1:06.141
5	14	Daniel CLARK	Legend Coupe	890	L	8	9:03.960	10.072	1:05.784	7	1:05.855
6	85	Mark BEATY	Legend Coupe	1250	L	8	9:11.471	17.583	1:06.627	7	1:07.035
7	10	Ross HODGSON	Legend Coupe	1300	L	8	9:11.659	17.771	1:06.661	4	1:07.204
8	12	Stephen TREHERNE	Legend Coupe	1250	Gue	8	9:13.068	19.180	1:06.470	6	1:06.748
9	16	Chris LAPIT	Legend Sedan	1250	L	8	9:15.000	21.112	1:08.125	3	1:08.265
10	5	Christopher WALLACE	Legend Coupe	1250	L R	8	9:23.215	29.327	1:07.822	5	1:07.851
11	15	Elby CLARK	Legend Coupe	890	L	8	9:23.261	29.373	1:06.521	8	1:06.824
12	27	Grant HUNTER	Legend Coupe	890	L R	8	9:24.748	30.860	1:07.693	6	1:07.738
13	26	Scott HYNDS	Legend Coupe	1250	L	8	9:25.424	31.536	1:07.043	6	1:07.655
14	17	Billy WAIT	Legend Coupe	1250	L	8	9:33.210	39.322	1:07.083	6	1:08.028
15	55	Stuart McANDREW	Legend Coupe	1250	L	8	9:33.423	39.535	1:08.107	6	1:08.919
16	127	Phil ROWLANDS	Legend Coupe	1250	L R	8	9:37.405	43.517	1:09.742	7	1:10.125
17	46	Brent BOWIE	Legend Coupe	1250	L	8	9:39.765	45.877	1:08.977	5	1:09.069
18	35	Neil SHENTON	Legend Coupe	1250	L	8	9:43.960	50.072	1:09.313	6	1:09.396
19	333	Bill READ	Legend Coupe	890	L	8	9:44.344	50.456	1:08.684	7	1:09.288
20	6	Gary ATKINSON	Legend Sedan-Van	899	L R	8	10:01.687	1:07.799	1:12.376	5	1:12.760
21	21	Mark MULHOLLAND	Legend Coupe	1250	L	7	9:02.681	1 Lap	1:14.183	5	1:14.214
Not classified											
DNF	28	David ALLAN	Legend Coupe	890	L	7	8:13.529	DNF	1:07.341	2	1:07.962
DNF	78	David HEADEN	Legend Sedan	1250	L R	6	7:30.690	DNF	1:10.490	3	1:10.867
DNF	95	Maxim POPELYUSHKO	Legend Coupe	850	L	1	1:36.531	DNF	1:31.831	1	
DNF	53	Stuart ROBERTSON	Legend Coupe	850	L	1	1:56.902	DNF	1:50.360	1	
DNF	9	Colin ATKINSON	Legend Coupe	899	L		2.094	DNF		0	

Margin of Victory**Avg. Speed****Best Lap Tm****Best Speed****Best Lap by**

1.764

68.342

1:05.078

70.083

24 - Matthew PAPE

Clerk of the Course**Orbits**

Sig : Time :

Chief Timekeeper : Ian Sharp (SMART Timing)

Results available at www.smart-timing.co.uk and www.speedhive.com

Printed: 06/07/2024 15:27:47





KMSC/SMRC Race meeting

Scottish Legends Cars Championship

Knockhill 1.267 miles

Race 2 - Heat 2a

06/07/2024 15:10

Race (8 Laps) started at 15:15:50

Lap	Time of Day	Lap Tm	S1	S2	S3	S2Spd	SFSpd
7	15:24:14.771	1:11.807	21.883	30.110	19.814	90.4	87.3
8	15:25:24.143	1:09.372	22.311	27.518	19.543	91.6	88.0

(127) Phil ROWLANDS

1	15:17:11.350	1:17.387	29.034	27.308	21.045	93.3	83.5
2	15:18:23.736	1:12.386	23.816	27.724	20.846	91.7	87.4
3	15:19:35.122	1:11.386	22.899	27.684	20.803	89.7	86.0
4	15:20:47.072	1:11.950	23.465	27.529	20.956	83.9	85.2
5	15:21:57.523	1:10.451	23.104	27.071	20.276		85.9
6	15:23:08.258	1:10.735	22.488	27.718	20.529	88.6	83.0
7	15:24:18.000	1:09.742	22.639	26.854	20.249	89.4	84.4
8	15:25:28.125	1:10.125	22.649	27.367	20.109	87.7	83.4

(46) Brent BOWIE

1	15:17:22.542	1:31.372	39.793	29.976	21.603	90.1	82.7
2	15:18:33.841	1:11.299	23.498	27.642	20.159	91.1	86.4
3	15:19:42.910	1:09.069	22.210	27.277	19.582	90.4	86.1
4	15:20:52.072	1:09.162	22.447	26.993	19.722	90.2	85.6
5	15:22:01.049	1:08.977	22.251	27.040	19.686	90.4	85.2
6	15:23:10.532	1:09.483	22.108	27.221	20.154	88.4	84.7
7	15:24:20.372	1:09.840	22.593	27.433	19.814	90.2	85.1
8	15:25:30.485	1:10.113	22.640	27.332	20.141	89.7	83.7

(35) Neil SHENTON

1	15:17:21.175	1:23.681	30.402	31.257	22.022	90.6	81.6
2	15:18:35.009	1:13.834	24.631	28.603	20.600	90.8	84.9
3	15:19:45.927	1:10.918	23.259	27.239	20.420	93.3	84.9
4	15:20:56.277	1:10.350	23.214	27.170	19.966	90.9	82.7
5	15:22:06.229	1:09.952	22.852	27.284	19.816	89.5	83.8
6	15:23:15.542	1:09.813	22.652	26.804	19.857	90.1	84.4
7	15:24:24.938	1:09.396	22.565	27.064	19.767	89.6	84.2
8	15:25:34.680	1:09.742	22.509	27.272	19.961	89.2	83.9

(333) Bill READ

1	15:17:23.230	1:27.488	31.714	31.927	23.847	81.7	81.8
2	15:18:35.574	1:12.344	23.604	28.141	20.599	94.0	87.6
3	15:19:47.019	1:11.445	23.535	27.134	20.776	95.1	88.5
4	15:20:57.934	1:10.915	23.765	27.145	20.005	95.3	88.6
5	15:22:07.528	1:09.594	22.979	27.167	19.448	94.1	89.2
6	15:23:17.092	1:09.564	22.671	27.154	19.739	94.3	87.7
7	15:24:25.776	1:08.684	22.608	26.750	19.326	94.9	89.4
8	15:25:35.064	1:09.288	22.659	26.868	19.761	93.2	89.6

(6) Gary ATKINSON

1	15:17:17.823	1:22.971	31.857	29.664	21.450	88.3	84.7
2	15:18:32.098	1:14.275	24.612	28.675	20.988	90.1	85.2
3	15:19:46.251	1:14.153	23.969	29.104	21.080	90.9	87.6
4	15:21:00.383	1:14.132	24.882	28.766	20.484	90.4	86.8
5	15:22:12.759	1:12.976	23.591	28.272	20.513	89.4	86.8
6	15:23:26.296	1:13.537	23.687	28.694	21.156	89.2	85.4
7	15:24:39.056	1:12.760	23.554	28.478	20.728	88.8	85.9
8	15:25:52.407	1:13.351	24.000	28.465	20.886	90.1	82.5

(21) Mark MULHOLLAND

1	15:17:23.604	1:25.812	30.602	32.174	23.036	85.1	78.6
2	15:18:38.878	1:15.274	25.309	29.099	20.866	87.2	85.4
3	15:19:53.600	1:14.722	24.762	29.190	20.770	88.9	84.8
4	15:21:08.107	1:14.507	24.487	29.277	20.743	89.0	84.3
5	15:22:22.290	1:14.183	24.331	28.931	20.921	88.1	83.8
6	15:23:36.504	1:14.214	24.449	29.008	20.757	88.9	84.2
7	15:24:53.401	1:16.897	25.373	29.721	21.803	87.6	81.6

(28) David ALLAN

1	15:17:09.207	1:14.139	26.025	26.752	21.362		85.1
2	15:18:16.548	1:07.341	21.891	26.033	19.417	93.5	87.2
3	15:19:31.469	1:14.921	21.900	32.542	20.479	73.2	88.2
4	15:20:39.431	1:07.962	22.180	26.234	19.548	93.2	89.2
5	15:21:47.494	1:08.063	22.098	26.197	19.768	92.3	86.1
6	15:22:55.847	1:08.353	22.287	26.377	19.689	91.9	87.0
7	15:24:04.249	1:08.402	22.298	26.586	19.518		87.5

(78) David HEADEN

1	15:17:11.373	1:18.134	28.373	27.255	22.506	91.9	84.4
2	15:18:22.425	1:11.052	23.077	27.762	20.213	90.4	86.7

Clerk of the Course
 Sig : Time :
 Chief Timekeeper : Ian Sharp (SMART Timing)
 Results available at www.smart-timing.co.uk and www.speedhive.com
 Printed: 06/07/2024 15:28:06

Orbits



KMSC/SMRC Race meeting

Lapchart

Scottish Legends Cars Championship

Knockhill 1.267 miles

Race 2 - Heat 2a

06/07/2024 15:10

Race (8 Laps) started at 15:15:50



Competitors	Laps								
	0	1	2	3	4	5	6	7	8
Brent BOWIE (46)	1	46	77	52	52	52	52	52	52
Michael WEDDELL (77)	2	77	52	77	77	8	8	8	8
Chris LAPIT (16)	3	16	8	8	8	77	77	77	24
Grant HUNTER (27)	4	27	16	24	24	24	24	24	77
Matthew PAPE (24)	5	24	24	16	16	14	14	14	14
Billy WAIT (17)	6	17	28	28	14	16	16	10	10
Colin ATKINSON (9)	7	9	5	85	85	85	10	85	85
David HEADEN (78)	8	78	85	14	10	10	85	16	16
Christopher WALLACE (5)	9	5	14	10	12	12	12	12	16
Ben MASON (8)	10	8	10	12	28	28	28	28	5
Phil ROWLANDS (127)	11	127	127	78	78	5	5	5	5
Stewart BLACK (52)	12	52	78	17	5	27	27	27	15
Gary ATKINSON (6)	13	6	12	5	26	26	26	26	26
David ALLAN (28)	14	28	55	127	27	15	15	15	26
Maxim POPELYUSHKO (95)	15	95	17	26	15	55	17	17	17
Bill READ (333)	16	333	27	55	127	78	55	55	55
Ross HODGSON (10)	17	10	26	27	55	17	78	127	127
Mark BEATY (85)	18	85	15	15	17	127	127	46	46
Elby CLARK (15)	19	15	6	6	46	46	46	35	35
Daniel CLARK (14)	20	14	35	46	35	35	35	333	333
Stuart McANDREW (55)	21	55	46	35	6	333	333	78	6
Stuart ROBERTSON (53)	22	53	333	333	333	6	6	6	21
Neil SHENTON (35)	23	35	21	21	21	21	21	21	
Mark MULHOLLAND (21)	24	21	95						
Stephen TREHERNE (12)	25	12	53						
Scott HYNDS (26)	26	26							

Clerk of the Course

Orbits

Sig : Time :
 Chief Timekeeper : Ian Sharp (SMART Timing)
 Results available at www.smart-timing.co.uk and www.speedhive.com
 Printed: 06/07/2024 15:28:27



KMSC/SMRC Race meeting

Sorted on Laps

British Superkart Championship

Knockhill 1.267 miles

Race 3 - 1st Race

06/07/2024 15:30

Race (12:00 Time) started at 15:44:04

Pos	No.	Name	Make/Model	CC	Class	Laps	Total Tm	Diff	Best Tm	In Lap	2nd Best
1	GP	Lee HARPHAM	MS Kart/Harvey VM	250	Div1	11	11:50.354		52.915	6	52.937
2	2	Liam MORLEY	Anderson/VM	250	Div1	11	11:52.067	1.713	52.656	11	53.052
3	87	Jack TRITTON	MS Kart/Harvey VM	250	Div1	11	11:54.368	4.014	53.188	4	53.668
4	84	Matt ROBINSON	Anderson/Redspeed VM	250	Div1	11	11:54.917	4.563	54.172	11	54.458
5	24	Tom RUSHFORTH	Spyda/VM	250	Div1	11	11:56.954	6.600	55.408	4	55.634
6	101	Lee PLAIN	Anderson/DEA	250	F250	11	12:02.379	12.025	55.385	6	55.792
7	103	Kirk CATTERMOLE	Raider/ CAT TM	250	F250	11	12:03.177	12.823	55.815	4	56.017
8	S1	Paul PLATT	PVP/Gas Gas	250	F250	11	12:03.951	13.597	56.498	4	56.709
9	68	Mark EDWARDS	Anderson/Harvey VM	250	Div1	11	12:05.037	14.683	56.090	6	56.304
10	35	Sam HEMPSHALL	Anderson/THR	250	F250	11	12:06.950	16.596	56.784	6	57.085
11	18	Andy WAITE	PVP/FPE	250	Div1	11	12:07.632	17.278	56.517	7	57.186
12	3	Carl HULME	Anderson/VM	250	Div1	11	12:08.905	18.551	55.998	6	56.063
13	15	Luke CLEMSON	Anderson/Redspeed VM	250	Div1	11	12:09.723	19.369	56.961	6	57.343
14	42	Tom RILEY	Anderson/VM	250	Div1	11	12:09.842	19.488	57.412	5	57.930
15	107	Aaron POWELL	Anderson/Honda	250	F250	11	12:12.811	22.457	58.780	4	58.785
16	SC4	Ollie HOLMES	Anderson AK/TMR1	125	F125	10	12:00.718	1 Lap	59.778	6	59.962
17	143	John READER	Anderson/Honda	250	F250	10	12:02.126	1 Lap	58.739	6	59.132
18	161	Richard CONNICK	Jade/Honda	250	F250	10	12:02.555	1 Lap	59.474	6	59.986
19	49	Michael PARR	Anderson/Vipert SK	250	F250	10	12:03.202	1 Lap	58.756	4	59.888
20	114	Carl HOPKINS	Anderson AK/TMR1	125	F125	10	12:05.684	1 Lap	1:01.299	7	1:01.715
21	69	Kosta KYRITSIS	Anderson AK/TMR1	125	F125	10	12:05.744	1 Lap	1:01.842	7	1:02.010
22	9	Paul VON GERARD	Jade/IAME	250	Div1	10	12:06.580	1 Lap	57.410	4	58.589
23	62	Andy POWELL	PVP/FPE	250	Div1	10	12:08.960	1 Lap	1:03.206	6	1:03.265
24	34	Daniel JERRED	Anderson/Honda	250	F250	10	12:11.834	1 Lap	1:03.664	4	1:04.033
25	61	Steve SOCKI	CFDL Anderson/VM	250	Div1	10	12:14.658	1 Lap	1:04.181	5	1:05.853
26	97	Toby VINCENT	Anderson/TM	125	F125	10	12:21.733	1 Lap	1:05.961	10	1:08.426
27	50	John BUSBY	Anderson/DEA	250	F250	9	12:09.553	2 Laps	1:00.204	3	1:00.449
28	56	Michael GOFF	Anderson/VM	250	Div1	8	12:14.363	3 Laps	57.670	4	58.488
Not classified											
DNF	99	Aston BAKER	Anderson/TM	125	F125		13.729	DNF		0	
DNS	98	Marty BAKER	Anderson/TM	125	F125			DNS		0	

Margin of Victory	Avg. Speed	Best Lap Tm	Best Speed	Best Lap by
1.713	70.626	52.656	86.616	2 - Liam MORLEY

Clerk of the Course

Orbits

Sig : Time :
 Chief Timekeeper : Ian Sharp (SMART Timing)
 Results available at www.smart-timing.co.uk and www.speedhive.com



motor
sport
UK



KMSC/SMRC Race meeting

British Superkart Championship

Knockhill 1.267 miles

Race 3 - 1st Race

06/07/2024 15:30

Race (12:00 Time) started at 15:44:04

Lap	Time of Day	Lap Tm	S1	S2	S3	S2Spd	SFSpd	Lap	Time of Day	Lap Tm	S1	S2	S3	S2Spd	SFSpd
4	15:48:42.902	1:03.664	20.867	24.216	18.581	95.2	90.6								
5	15:49:47.326	1:04.424	21.698	24.359	18.367	96.0	91.2								
6	15:50:51.359	1:04.033	21.145	24.338	18.550	94.9	89.0								
7	15:51:59.639	1:08.280	23.353	26.123	18.804	89.6	86.7								
8	15:53:37.712	1:38.073	20.517	42.798	34.758	41.1	50.5								
9	15:55:11.809	1:34.097	32.167	35.455	26.475	59.1	89.0								
10	15:56:16.753	1:04.944	20.872	24.957	19.115	97.7	87.7								

(61) Steve SOCKI

1	15:45:24.601	1:15.197	29.590	25.983	19.624		91.7
2	15:46:30.578	1:05.977	21.583	24.986	19.408	96.6	92.1
3	15:47:36.431	1:05.853	21.370	24.947	19.536		86.6
4	15:48:42.563	1:06.132	22.041	24.705	19.386	99.4	87.3
5	15:49:46.744	1:04.181	21.593	24.217	18.371	102.6	94.7
6	15:50:53.968	1:07.224	20.549	25.954	20.721	79.4	81.6
7	15:52:01.341	1:07.373	22.762	25.553	19.058		87.3
8	15:53:38.977	1:37.636	22.133	41.193	34.310	41.4	44.3
9	15:55:13.400	1:34.423	32.327	35.568	26.528	56.2	85.5
10	15:56:19.577	1:06.177	21.679	24.783	19.715	93.3	83.0

(97) Toby VINCENT

1	15:45:29.323	1:16.523	27.642	28.823	20.058	83.0	79.2
2	15:46:37.976	1:08.653	22.079	26.984	19.590	78.7	78.6
3	15:47:50.050	1:12.074	24.582	26.255	21.237	82.0	73.7
4	15:48:58.476	1:08.426	22.636	26.046	19.744	83.8	79.9
5	15:50:09.508	1:11.032	21.919	25.807	23.306	86.7	75.2
6	15:51:19.400	1:09.892	21.490	27.189	21.213	83.1	74.5
7	15:52:33.148	1:13.748	22.988	29.335	21.425	78.3	73.6
8	15:53:47.106	1:13.958	23.627	29.336	20.995	76.9	75.9
9	15:55:20.691	1:33.585	29.897	37.000	26.688	63.2	77.9
10	15:56:26.652	1:05.961	21.241	25.352	19.368	86.4	81.3

(50) John BUSBY

1	15:45:45.442	1:36.968	31.194	37.946	27.828	51.3	32.6
2	15:47:47.737	2:02.295	1:17.541	26.963	17.791	92.7	89.8
3	15:48:47.941	1:00.204	19.199	22.948	18.057		89.4
4	15:49:49.768	1:01.827	20.544	23.505	17.778	98.1	92.6
5	15:50:50.217	1:00.449	19.751	23.478	17.220		93.2
6	15:51:52.856	1:02.639	20.021	23.511	19.107		86.0
7	15:53:36.499	1:43.643	22.936	45.670	35.037		52.1
8	15:55:12.724	1:36.225	32.745	34.720	28.760	57.4	87.5
9	15:56:14.472	1:01.748	20.237	23.765	17.746		94.4

(56) Michael GOFF

1	15:45:20.282	1:10.125	27.341	24.221	18.563		103.7
2	15:46:20.354	1:00.072	19.895	22.906	17.271		101.4
3	15:47:19.403	59.049	19.352	22.519	17.178		102.1
4	15:48:17.073	57.670			16.896		101.5
5	15:49:15.561	58.488	19.321	22.032	17.135		99.9
6	15:53:44.945	4:29.384	18.867	3:48.919	21.598		56.1
7	15:55:16.483	1:31.538	31.505				98.4
8	15:56:19.282	1:02.799	19.153	22.920	20.726		91.8

Clerk of the Course

Sig : Time :

Chief Timekeeper : Ian Sharp (SMART Timing)

Results available at www.smart-timing.co.uk and www.speedhive.com

Printed: 06/07/2024 15:59:25

Orbits

KMSC/SMRC Race meeting

Lapchart

British Superkart Championship

Knockhill 1.267 miles

Race 3 - 1st Race

06/07/2024 15:30

Race (12:00 Time) started at 15:44:04

Competitors	Laps											
	0	1	2	3	4	5	6	7	8	9	10	11
Lee HARPAM (GP)	1	GP	2	GP	GP	GP	GP	GP	GP	GP	GP	GP
Liam MORLEY (2)	2	2	GP	2	2	2	2	2	2	2	2	2
Tom RUSHFORTH (24)	3	24	24	87	87	87	87	87	87	87	87	87
Jack TRITTON (87)	4	87	87	24	24	24	24	84	84	84	84	84
Matt ROBINSON (84)	5	84	S1	84	84	84	84	24	24	24	24	24
Carl HULME (3)	6	3	84	S1	S1	S1	101	101	101	101	101	101
Mark EDWARDS (68)	7	68	103	103	103	103	103	103	103	103	103	103
Tom RILEY (42)	8	42	9	101	101	101	S1	S1	S1	S1	S1	S1
Paul VON GERARD (9)	9	9	101	9	9	9	35	35	35	35	35	68
Lee PLAIN (101)	10	101	35	35	35	35	18	68	68	68	68	35
Andy WAITE (18)	11	18	42	15	18	18	68	15	18	18	18	18
Kirk CATTERMOLE (103)	12	103	15	18	15	15	15	18	3	3	3	3
Paul PLATT (S1)	13	S1	18	42	68	68	9	3	15	15	15	15
Aaron POWELL (107)	14	107	107	107	42	42	3	42	42	42	42	42
Ollie HOLMES (SC4)	15	SC4	SC4	68	107	3	42	107	107	107	107	107
Sam HEMPSHALL (35)	16	35	49	SC4	3	107	107	9	9	9	9	SC4
Michael PARR (49)	17	49	69	56	56	56	56	SC4	SC4	SC4	SC4	143
Richard CONNICK (161)	18	161	56	49	SC4	SC4	SC4	143	143	143	161	161
Kosta KYRITSIS (69)	19	69	68	3	49	49	143	161	161	161	143	49
Luke CLEMSON (15)	20	15	114	161	143	143	161	49	49	49	49	114
John BUSBY (50)	21	50	161	69	161	161	69	114	114	114	114	69
Carl HOPKINS (114)	22	114	143	143	69	69	49	69	69	69	69	9
Daniel JERRED (34)	23	34	3	114	114	114	114	62	62	62	62	62
Steve SOCKI (61)	24	61	61	62	62	62	62	34	34	34	34	34
Michael GOFF (56)	25	56	62	61	61	61	61	61	61	61	61	61
Andy POWELL (62)	26	62	97	34	34	34	34	97	97	97	97	97
John READER (143)	27	143	34	97	97	97	97	50	50	50	50	50
Toby VINCENT (97)	28	97	50	50	50	50	50	56	56	56	56	56
Aston BAKER (99)	29	99										
-	30											

Clerk of the Course

Orbits

Sig : _____ **Time :** _____
Chief Timekeeper : Ian Sharp (SMART Timing)
Results available at www.smart-timing.co.uk and www.speedhive.com



KMSC/SMRC Race meeting

British Superkart Championship

Knockhill 1.267 miles

Race 11 - 2nd Race

07/07/2024 11:15

Race (12:00 Time)

POLE POSITION

2 GP Lee HARPAM 52.915
4 84 Matt ROBINSON 54.172
6 24 Tom RUSHFORTH 55.408
8 3 Carl HULME 55.998
10 S1 Paul PLATT 56.498
12 35 Sam HEMPSHALL 56.784
14 9 Paul VON GERARD 57.410
16 56 Michael GOFF 57.670
18 49 Michael PARR 58.756
20 161 Richard CONNICK 59.474

1 2 Liam MORLEY 52.656
3 87 Jack TRITTON 53.188
5 101 Lee PLAIN 55.385
7 103 Kirk CATTERMOLLE 55.815
9 68 Mark EDWARDS 56.090
11 18 Andy WAITE 56.517
13 15 Luke CLEMSON 56.961
15 42 Tom RILEY 57.412
17 143 John READER 58.739
19 107 Aaron POWELL 58.780

1
2
3
4
5
6
7
8
9
10

Clerk of the Course

Orbits

Sig : Time :
Chief Timekeeper : Ian Sharp (SMART Timing)
Results available at www.smart-timing.co.uk and www.speedhive.com



KMSC/SMRC Race meeting


British Superkart Championship

Knockhill 1.267 miles

Race 11 - 2nd Race

07/07/2024 11:15

Race (12:00 Time)



22	50 John BUSBY 1:00.204
24	69 Kosta KYRITSIS 1:01.842
26	34 Daniel JERRED 1:03.664
28	97 Toby VINCENT 1:05.961
30	98 Marty BAKER

21	SC4 Ollie HOLMES 59.778
23	114 Carl HOPKINS 1:01.299
25	62 Andy POWELL 1:03.206
27	61 Steve SOCKI 1:04.181
29	99 Aston BAKER

11

12

13

14

15

**KMSC/SMRC Race meeting****Sorted on Laps****KMSC Modsports****Knockhill 1.267 miles****Race 4 - 1st Race****06/07/2024 15:50****Race (15:00 and 1 Laps) started at 16:09:37**

Pos	No.	Name	Make/Model	CC	Class	Laps	Total Tm	Diff	Best Tm	In Lap	2nd Best
1	32	Shaun DAVIDSON	BMW Compact	3000	F	16	16:06.198		57.834	16	58.383
2	10	Mark THOMSON	Radical SR8 RS	2700	A	16	16:22.199	16.001	58.696	12	58.881
3	19	Harvey GILLANDERS	Honda EP3	2400	F	16	16:29.843	23.645	1:00.248	12	1:00.542
4	333	Iain BLACKLEY	Ford Puma	1679T	F	16	16:44.164	37.966	1:00.907	9	1:00.963
5	3	Michael ANDERSON	Ford Focus	1600	F	16	16:49.253	43.055	1:00.133	16	1:00.529
6	63	Graham ROBERTSON	BMW 135	1300	F	16	16:51.555	45.357	59.788	16	1:00.037
7	86	Adam MORRISON	Mini Cooper S	1998	G	15	16:08.830	1 Lap	59.548	11	1:00.251
8	18	Richard SUTHERLAND	BMW 318i Compact	1600	J	15	16:56.805	1 Lap	1:04.386	15	1:04.596
9	217	Steven SOMERVILLE	BMW E36 Compact	1600	J	14	16:33.132	2 Laps	1:08.877	10	1:09.081
10	99	Philip WEBSTER	BMW Mini Cooper S	1600	J	14	17:08.282	2 Laps	1:10.059	14	1:10.651
11	31	Natalie COWIE	Mini Cooper S R53	1600	G	14	17:17.870	2 Laps	1:10.508	2	1:11.704
Not classified											
DNF	69	Andrew PATERSON	BMW 318is	1800	G	4	4:48.335	DNF	1:08.250	2	1:08.293
DNS	2	Andy FORREST	Radical SR1	2700	A			DNS		0	

Margin of Victory	Avg. Speed	Best Lap Tm	Best Speed	Best Lap by
16.001	75.526	57.834	78.861	32 - Shaun DAVIDSON

Clerk of the Course**Orbits**

Sig : Time :
 Chief Timekeeper : Ian Sharp (SMART Timing)
 Results available at www.smart-timing.co.uk and www.speedhive.com





KMSC/SMRC Race meeting

KMSC Modsports

Knockhill 1.267 miles

Race 4 - 1st Race

06/07/2024 15:50

Race (15:00 and 1 Laps) started at 16:09:37

Lap	Time of Day	Lap Tm	S1	S2	S3	S2Spd	SFSpd	Lap	Time of Day	Lap Tm	S1	S2	S3	S2Spd	SFSpd
5	16:15:42.165	1:11.788	22.887	27.561	21.340		75.5								
6	16:16:52.729	1:10.564	23.075	26.247	21.242	83.6	76.5								
7	16:18:03.453	1:10.724	23.160	26.066	21.498	84.2	75.4								
8	16:19:13.466	1:10.013	22.852	26.140	21.021	83.8	76.3								
9	16:20:22.973	1:09.507	22.760	25.824	20.923	83.6	76.6								
10	16:21:31.850	1:08.877	22.527	25.487	20.863		75.7								
11	16:22:40.931	1:09.081	22.466	25.612	21.003	83.4	75.6								
12	16:23:50.249	1:09.318	22.253	25.778	21.287	83.8	75.6								
13	16:24:59.963	1:09.714	22.467	25.907	21.340	83.4	76.2								
14	16:26:10.176	1:10.213	22.249	26.116	21.848	82.7	71.6								

(99) Philip WEBSTER

1	16:10:59.399			28.454	22.066		69.5								
2	16:12:12.518	1:13.119	23.938	27.851	21.330		69.6								
3	16:13:26.437	1:13.919	23.872	28.169	21.878		69.1								
4	16:14:39.284	1:12.847	23.799	27.446	21.602		68.6								
5	16:15:52.502	1:13.218	24.069	27.424	21.725		69.5								
6	16:17:06.531	1:14.029	24.017	28.332	21.680		69.1								
7	16:18:19.025	1:12.494	24.041	26.956	21.497		68.7								
8	16:19:31.827	1:12.802	23.906	27.177	21.719		68.8								
9	16:20:43.119	1:11.292	23.458	26.543	21.291		68.6								
10	16:21:54.877	1:11.758	23.272	27.340	21.146		68.8								
11	16:23:13.149	1:18.272	29.606	27.039	21.627		68.6								
12	16:24:24.616	1:11.467	23.614	26.614	21.239		69.3								
13	16:25:35.267	1:10.651	23.047	26.166	21.438		69.4								
14	16:26:45.326	1:10.059	22.767	25.882	21.410		69.3								

(31) Natalie COWIE

1	16:11:05.993			39.200	20.167	88.2	81.9								
2	16:12:16.501	1:10.508	23.730	27.171	19.607	90.2	90.4								
3	16:13:28.235	1:11.734	23.274	27.601	20.859	84.7	80.6								
4	16:14:40.914	1:12.679	23.850	27.479	21.350	88.5	80.1								
5	16:15:54.915	1:14.001	24.249	28.760	20.992	84.1	77.3								
6	16:17:08.803	1:13.888	24.446	27.547	21.895	83.3	79.9								
7	16:18:22.461	1:13.658	24.423	28.124	21.111	84.3	78.0								
8	16:19:36.846	1:14.385	24.650	28.165	21.570	83.2	76.0								
9	16:20:52.098	1:15.252	24.528	28.397	22.327	81.6	75.6								
10	16:22:06.934	1:14.836	24.251	29.025	21.560	81.3	75.8								
11	16:23:18.723	1:11.789	24.182	27.423	20.184	89.6	82.2								
12	16:24:30.427	1:11.704	23.625	27.177	20.902	93.1	78.1								
13	16:25:42.381	1:11.954	23.671	27.729	20.554	83.9	78.4								
14	16:26:54.914	1:12.533	23.735	27.397	21.401	84.3	73.6								

(69) Andrew PATERSON

1	16:10:56.679			29.425	20.418	82.1	88.1								
2	16:12:04.929	1:08.250	22.154	26.587	19.509	95.9	88.4								
3	16:13:13.222	1:08.293	21.742	27.140	19.411	95.2	89.8								
4	16:14:25.379	1:12.157	22.180	27.381	22.596	86.8	65.4								

Clerk of the Course

Orbits

Sig : Time :
 Chief Timekeeper : Ian Sharp (SMART Timing)
 Results available at www.smart-timing.co.uk and www.speedhive.com





KMSC/SMRC Race meeting

Lapchart

KMSC Modsports

Knockhill 1.267 miles

Race 4 - 1st Race

06/07/2024 15:50

Race (15:00 and 1 Laps) started at 16:09:37



Competitors	Laps															
	1	2	3	4	5	6	7	8	9	10	11	12	13	14	15	16
Shaun DAVIDSON (32)	1	32	32	32	32	32	32	32	32	32	32	32	32	32	32	32
Mark THOMSON (10)	2	10	10	10	10	10	10	10	10	10	10	10	10	10	10	10
Harvey GILLANDERS (19)	3	19	19	19	19	19	19	19	19	19	19	19	19	19	19	19
Michael ANDERSON (3)	4	3	3	3	3	3	86	86	86	86	86	333	333	333	333	333
Graham ROBERTSON (63)	5	63	86	86	86	86	3	3	333	333	333	3	3	3	3	3
Iain BLACKLEY (333)	6	333	333	333	333	333	333	333	3	3	3	86	63	63	63	63
Adam MORRISON (86)	7	86	63	63	63	63	63	63	63	63	63	63	86	86	86	86
Richard SUTHERLAND (18)	8	18	69	69	69	18	18	18	18	18	18	18	18	18	18	18
Andrew PATERSON (69)	9	69	18	18	217	217	217	217	217	217	217	217	217	217	217	217
Steven SOMERVILLE (217)	10	217	217	217	217	99	99	99	99	99	99	99	99	99	99	99
Philip WEBSTER (99)	11	99	99	99	99	31	31	31	31	31	31	31	31	31	31	31
Natalie COWIE (31)	12	31	31	31	31											
-	13															

Clerk of the Course

Orbits


Sig : **Time :**
Chief Timekeeper : Ian Sharp (SMART Timing)
Results available at www.smart-timing.co.uk and www.speedhive.com
Printed: 06/07/2024 16:36:10





KMSC/SMRC Race meeting

KMSC Modsports	Knockhill 1.267 miles
Race 8 - 2nd Race	07/07/2024 10:00
Race (15:00 and 1 Laps)	



POLE POSITION

2
10 Mark THOMSON
4
333 Iain BLACKLEY
6
63 Graham ROBERTSON
8
18 Richard SUTHERLAND
10
99 Philip WEBSTER
12
69 Andrew PATERSON

1
32 Shaun DAVIDSON
3
19 Harvey GILLANDERS
5
3 Michael ANDERSON
7
86 Adam MORRISON
9
217 Steven SOMERVILLE
11
31 Natalie COWIE
13
2 Andy FORREST

1
2
3
4
5
6
7

Clerk of the Course Orbits

Sig : Time :

Chief Timekeeper : Ian Sharp (SMART Timing)

Results available at www.smart-timing.co.uk and www.speedhive.com



KMSC/SMRC Race meeting
Sorted on Laps
Scottish Mini Cooper & Mini Cooper S Cup
Knockhill 1.267 miles
Race 5 - 1st Race - AMENDED RESULT
06/07/2024 16:20
Race (14 Laps) started at 16:39:56

Pos	No.	Name	Make/Model	CC	Class	Laps	Total Tm	Diff	Best Tm	In Lap	2nd Best
1	14	Rich FLETT	Mini Cooper R53	1600S	R53	14	17:04.991		1:02.387	10	1:02.787
2	97	Jamie BLAKE	Mini Cooper R53	1600S	R53	14	17:05.366	0.375	1:02.792	10	1:02.911
3	70	Oly MORTIMER	Mini Cooper	1600	SM	14	17:18.105	13.114	1:02.985	9	1:03.064
4	23	Ian MUNRO	Mini Cooper	1600	SM	14	17:19.435	14.444	1:02.780	9	1:03.014
5	91	Robbie DALGLEISH	Mini Cooper	1600	SM	14	17:22.282	17.291	1:03.040	9	1:03.130
6	18	Daniel PATTERSON	Mini Cooper	1600	SM	14	17:33.525	28.534	1:02.869	7	1:03.023
7	53	Stuart McPHADEN	Mini Cooper	1600	SMN	14	17:35.480	30.489	1:03.803	9	1:03.885
8	22	Jason BALLANTYNE	Mini Cooper	1600	SM	14	17:38.837	33.846	1:02.866	7	1:03.031
9	12	Jacob HEAP	Mini Cooper	1600	SMN	14	17:41.197	36.206	1:04.260	9	1:04.291
10	7	Blair DRYBURGH	Mini Cooper	1600	SMN	14	17:41.520	36.529	1:04.302	10	1:04.454
11	27	Martin WIJETUNGA	Mini Cooper	1600	SMN	14	17:42.871	37.880	1:03.861	10	1:03.939
12	333	Ewan ROBERTSON	Mini Cooper	1600	SM	14	17:48.898	43.907	1:03.782	8	1:04.418
13	5	Jonathan WILD	Mini Cooper	1600	SMN	14	17:54.478	49.487	1:04.754	8	1:04.767
14	323	Trevor CALVIN	Mini Cooper	1600	SM	13	17:37.490	1 Lap	1:10.861	6	1:10.943
Not classified											
DNF	52	Michael WILLIAMS	Mini Cooper	1600	SMN	13	16:31.891	DNF	1:04.438	10	1:04.510
DNF	80	Ross FOSTER	Mini Cooper	1600	SMN	13	16:33.817	DNF	1:04.801	9	1:04.946
DNF	16	William SMITH	Mini Cooper	1600	SM	1	1:19.031	DNF		0	
DQ	25	Chad LITTLE	Mini Cooper	1600	SM	14	17:22.417	DQ	1:02.682	9	1:03.265
DQ	65	Jack IRVINE	Mini Cooper	1600	SM	14	17:24.215	DQ	1:03.034	9	1:03.311

Announcements

Race distance increased to 14 Laps - 2 Laps completed behind the Safety Car

AMENDED RESULT - Car No's 25 & 65 - Disqualified - Causing a collision NCR Ch12 App7 Art8

Margin of Victory	Avg. Speed	Best Lap Tm	Best Speed	Best Lap by
0.375	62.295	1:02.387	73.106	14 - Rich FLETT

Clerk of the Course
Orbits

Sig : Time :
 Chief Timekeeper : Ian Sharp (SMART Timing)
 Results available at www.smart-timing.co.uk and www.speedhive.com



KMSC/SMRC Race meeting
Lapchart
Scottish Mini Cooper & Mini Cooper S Cup
Knockhill 1.267 miles
Race 5 - 1st Race - AMENDED RESULT
06/07/2024 16:20
Race (14 Laps) started at 16:39:56


Competitors	Laps													
	1	2	3	4	5	6	7	8	9	10	11	12	13	14
Rich FLETT (14)	1	14	14	14	14	14	14	14	14	14	14	14	14	14
Jamie BLAKE (97)	2	97	97	97	97	97	97	97	97	97	97	97	97	97
Chad LITTLE (25)	3	25	25	25	25	25	70	70	70	70	70	70	70	70
Oly MORTIMER (70)	4	70	70	70	70	70	65	22	22	22	23	23	23	23
Jack IRVINE (65)	5	65	65	65	65	65	22	23	23	23	91	91	91	91
Jason BALLANTYNE (22)	6	22	22	22	22	22	25	91	91	91	22	25	25	25
Ian MUNRO (23)	7	23	23	23	23	23	23	18	18	18	18	65	65	65
Robbie DALGLEISH (91)	8	91	91	91	91	91	91	65	65	25	25	18	18	18
Martin WIJETUNGA (27)	9	27	18	18	18	18	18	25	25	65	65	22	53	53
Daniel PATTERSON (18)	10	18	7	7	7	7	27	27	53	53	53	53	27	22
Blair DRYBURGH (7)	11	7	12	12	12	12	53	53	12	27	27	27	22	12
Jacob HEAP (12)	12	12	27	27	27	27	12	12	27	12	12	12	12	7
Ross FOSTER (80)	13	80	53	53	53	53	7	7	7	333	333	333	333	7
Stuart McPHADEN (53)	14	53	80	80	80	80	80	333	333	7	7	7	7	52
Michael WILLIAMS (52)	15	52	333	333	333	333	333	52	52	52	52	52	52	80
Ewan ROBERTSON (333)	16	333	52	52	52	52	52	80	80	80	80	80	80	333
Jonathan WILD (5)	17	5	5	5	5	5	5	5	5	5	5	5	5	5
William SMITH (16)	18	16	323	323	323	323	323	323	323	323	323	323	323	323
Trevor CALVIN (323)	19	323												

Clerk of the Course
Orbits

Sig : _____ **Time :** _____
Chief Timekeeper : Ian Sharp (SMART Timing)
Results available at www.smart-timing.co.uk and www.speedhive.com
Printed: 07/07/2024 11:34:26


**motor
sport
UK**
**RACE
WITH
RESPECT**

KMSC/SMRC Race meeting

Scottish Mini Cooper & Mini Cooper S Cup

Knockhill 1.267 miles

Race 131- 2nd Race - AMENDED GRID

07/07/2024 13:10

Race (12 Laps)

AMENDED GRID

POLE POSITION

2	1	1
97 Jamie BLAKE	14 Rich FLETT	1
4	3	2
6	5	3
8	7	4
23 Ian MUNRO	70 Oly MORTIMER	4
10	9	5
18 Daniel PATTERSON	91 Robbie DALGLEISH	5
12	11	6
22 Jason BALLANTYNE	53 Stuart McPHADEN	6
14	13	7
7 Blair DRYBURGH	12 Jacob HEAP	7
16	15	8
333 Ewan ROBERTSON	27 Martin WIJETUNGA	8
18	17	9
323 Trevor CALVIN	5 Jonathan WILD	9
20	19	10
80 Ross FOSTER	52 Michael WILLIAMS	10

Clerk of the Course

Orbits

Sig : Time :

Chief Timekeeper : Ian Sharp (SMART Timing)

 Results available at www.smart-timing.co.uk and www.speedhive.com

Printed: 07/07/2024 11:33:03


 motor
sport
UK




Bulletin No. _____

KMSC/SMRC Race meeting

Scottish Mini Cooper & Mini Cooper S Cup

Knockhill 1.267 miles

Race 131- 2nd Race - AMENDED GRID


07/07/2024 13:10

Race (12 Laps)



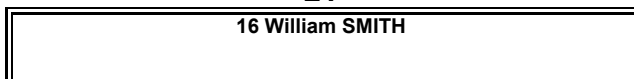
22

25 Chad LITTLE



21

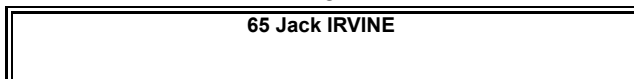
16 William SMITH



11

23

65 Jack IRVINE



12

Clerk of the Course

Orbits

Sig : Time :

Chief Timekeeper : Ian Sharp (SMART Timing)

Results available at www.smart-timing.co.uk and www.speedhive.com

Printed: 07/07/2024 11:33:03



motor sport UK



RACE WITH RESPECT

**KMSC/SMRC Race meeting****Sorted on Laps**

Scottish Legends Cars Championship

Knockhill 1.267 miles

Race 6 - Final A

07/07/2024 08:30

Race (13 Laps) started at 8:30:59

Pos	No.	Name	Make/Model	CC	Class	Laps	Total Tm	Diff	Best Tm	In Lap	2nd Best
1	14	Daniel CLARK	Legend Coupe	890	L	10	14:26.831		59.029	10	59.297
2	52	Stewart BLACK	Legend Coupe	1250	L	10	14:26.939	0.108	58.776	4	58.977
3	77	Michael WEDDELL	Legend Coupe	1250	L R	10	14:28.527	1.696	59.489	10	59.587
4	43	Jonty NORMAN	Legend Sedan	1250	L	10	14:31.622	4.791	1:01.206	4	1:01.439
5	12	Stephen TREHERNE	Legend Coupe	1250	Gue	10	14:31.996	5.165	1:01.013	4	1:01.503
6	26	Scott HYNDS	Legend Coupe	1250	L	10	14:32.199	5.368	1:00.478	4	1:02.241
7	55	Stuart McANDREW	Legend Coupe	1250	L	10	14:32.829	5.998	1:01.604	4	1:02.180
8	95	Maxim POPELYUSHKO	Legend Coupe	850	L	10	14:33.540	6.709	1:01.197	3	1:01.883
9	10	Ross HODGSON	Legend Coupe	1300	L	10	14:34.018	7.187	1:01.047	4	1:01.283
10	53	Stuart ROBERTSON	Legend Coupe	850	L	10	14:34.149	7.318	1:02.460	10	1:02.690
11	24	Matthew PAPE	Legend Coupe	1250	L	10	14:34.533	7.702	1:01.157	10	1:01.477
12	6	Gary ATKINSON	Legend Sedan-Van	899	L R	10	14:34.614	7.783	1:03.189	2	1:03.308
13	8	Ben MASON	Legend Coupe	1250	L T	10	14:34.807	7.976	1:01.255	4	1:01.282
14	15	Elby CLARK	Legend Coupe	890	L	10	14:35.494	8.663	1:02.319	3	1:03.059
15	28	David ALLAN	Legend Coupe	890	L	10	14:35.579	8.748	1:01.438	4	1:01.467
16	35	Neil SHENTON	Legend Coupe	1250	L	10	14:36.223	9.392	1:00.743	10	1:01.746
17	333	Bill READ	Legend Coupe	890	L	10	14:36.994	10.163	1:00.959	10	1:01.879
18	78	David HEADEN	Legend Sedan	1250	L R	10	14:37.657	10.826	1:02.005	3	1:02.291
19	27	Grant HUNTER	Legend Coupe	890	L R	10	14:38.190	11.359	1:01.062	10	1:01.834
20	127	Phil ROWLANDS	Legend Coupe	1250	L R	10	14:38.907	12.076	1:01.912	10	1:02.535
21	17	Billy WAIT	Legend Coupe	1250	L	10	14:39.472	12.641	1:01.738	10	1:01.814
22	5	Christopher WALLACE	Legend Coupe	1250	L R	10	14:41.031	14.200	1:01.356	10	1:04.357
23	21	Mark MULHOLLAND	Legend Coupe	1250	L	10	14:41.597	14.766	1:01.444	10	1:04.010
Not classified											
DNF	9	Colin ATKINSON	Legend Coupe	899	L	9	13:33.211	DNF	1:02.318	3	1:02.406
DNF	85	Mark BEATY	Legend Coupe	1250	L	6	7:31.039	DNF	59.376	4	59.905
DNF	46	Brent BOWIE	Legend Coupe	1250	L	3	3:14.888	DNF	1:01.163	3	1:03.636
DNS	16	Chris LAPIT	Legend Sedan	1250	L			DNS		0	

Announcements

Race distance increased to 13 Laps - 4 Laps completed behind the Safety Car
 RED FLAG after Leader completed 11 Laps - Result declared at 10 Laps

Margin of Victory	Avg. Speed	Best Lap Tm	Best Speed	Best Lap by
0.108	52.615	58.776	77.597	52 - Stewart BLACK

Clerk of the Course	Orbits
---------------------	--------

Sig : Time :
 Chief Timekeeper : Ian Sharp (SMART Timing)
 Results available at www.smart-timing.co.uk and www.speedhive.com





KMSC/SMRC Race meeting

Scottish Legends Cars Championship

Knockhill 1.267 miles

Race 6 - Final A

07/07/2024 08:30

Race (13 Laps) started at 8:30:59

Lap	Time of Day	Lap Tm	S1	S2	S3	S2Spd	SFSpd	Lap	Time of Day	Lap Tm	S1	S2	S3	S2Spd	SFSpd
(46) Brent BOWIE															
1	8:32:09.409	1:07.969	24.445	25.061	18.463	96.6	90.1								
2	8:33:13.045	1:03.636	21.921	23.590	18.125	95.3	90.2								
3	8:34:14.208	1:01.163	20.004	23.083	18.076	96.1	90.7								

Clerk of the Course

Orbits

Sig : Time :

Chief Timekeeper : Ian Sharp (SMART Timing)

Results available at www.smart-timing.co.uk and www.speedhive.com





KMSC/SMRC Race meeting

Lapchart

Scottish Legends Cars Championship

Knockhill 1.267 miles

Race 6 - Final A

07/07/2024 08:30

Race (13 Laps) started at 8:30:59



Competitors	Laps											
	0	1	2	3	4	5	6	7	8	9	10	
Jonty NORMAN (43)	1	43	43	43	85	85	85	85	14	14	14	14
Gary ATKINSON (6)	2	6	6	85	43	14	14	14	52	52	52	52
David HEADEN (78)	3	78	55	6	14	52	52	52	43	43	43	77
Stuart ROBERTSON (53)	4	53	53	55	52	43	43	43	77	77	77	43
Phil ROWLANDS (127)	5	127	85	14	77	77	77	77	26	26	26	12
Elby CLARK (15)	6	15	78	26	55	26	26	26	55	55	55	26
Stuart McANDREW (55)	7	55	26	52	26	55	55	55	12	12	12	55
Neil SHENTON (35)	8	35	46	77	6	12	12	12	6	6	6	95
Scott HYNDS (26)	9	26	95	53	46	6	6	6	95	95	95	10
Brent BOWIE (46)	10	46	77	46	12	95	95	95	53	53	53	53
Christopher WALLACE (5)	11	5	15	127	53	53	53	53	15	15	15	24
Mark BEATY (85)	12	85	14	15	15	15	15	15	10	10	10	6
Bill READ (333)	13	333	52	12	95	10	10	10	9	9	9	8
Grant HUNTER (27)	14	27	127	78	78	9	9	9	24	24	24	15
Colin ATKINSON (9)	15	9	9	9	9	24	24	24	8	8	8	28
Billy WAIT (17)	16	17	35	95	10	8	8	8	28	28	28	35
Maxim POPELYUSHKO (95)	17	95	12	10	24	28	28	28	78	78	78	333
David ALLAN (28)	18	28	333	24	8	78	78	78	35	35	35	78
Stewart BLACK (52)	19	52	10	35	127	35	35	35	333	333	333	27
Ross HODGSON (10)	20	10	28	333	28	333	333	333	127	127	127	127
Michael WEDDELL (77)	21	77	24	8	35	127	127	127	27	27	27	17
Matthew PAPE (24)	22	24	8	28	333	27	27	27	17	17	17	5
Daniel CLARK (14)	23	14	27	27	27	17	17	17	5	5	5	21
Ben MASON (8)	24	8	5	5	5	5	5	5	21	21	21	
Stephen TREHERNE (12)	25	12	21	21	17	21	21	21				
Mark MULHOLLAND (21)	26	21	17	17	21							
-	27											

Clerk of the Course

Orbits

Sig : Time :
 Chief Timekeeper : Ian Sharp (SMART Timing)
 Results available at www.smart-timing.co.uk and www.speedhive.com





Bulletin No. _____

KMSC/SMRC Race meeting**Sorted on best lap time****Scottish Classic Sports & Saloon Championship****Knockhill 1.267 miles****Qualifying - Q8****07/07/2024 08:45****Practice (12:00 Time) started at 8:52:39**

Pos	No.	Name	Make/Model	CC	Class	Laps	Best Tm	Diff	Best Speed	2nd Best
1	78	Andrew GRAHAM	Triumph TR8	3500	CE	12	57.953		78.699	57.957
2	63	John KINMOND	Rover SD1	3500	CE	10	59.997	2.044	76.018	1:00.223
3	91	Craig HOUSTON	Lotus Excel	2174	CB	9	1:00.223	2.270	75.733	1:00.302
4	64	Adam KINMOND	Rover Vitesse	3500	CI	11	1:00.228	2.275	75.726	1:00.691
5	55	Colin CALDER	Ginetta G4	1600	CI	11	1:00.638	2.685	75.214	1:00.819
6	51	Ewan ANDERSON	MGB GT	3500	CE	12	1:01.296	3.343	74.407	1:01.954
7	62	Andrew KINMOND	TVR Vixen	2500	CB	8	1:01.438	3.485	74.235	1:01.627
8	69	Niki DICKSON	Lotus Cortina Mk1	1600	CB	11	1:03.047	5.094	72.340	1:03.263
9	11	Iain MITCHELL	Vauxhall Nova	1300	CA	10	1:03.574	5.621	71.741	1:03.688
10	65	Paul GREEN	Ford Fiesta XR2	1600	XR	11	1:04.635	6.682	70.563	1:05.080
11	111	Mark WYNN	TVR Vixen	2500	CI	11	1:06.486	8.533	68.599	1:07.565
12	23	Sonny GRAY	Ford Fiesta XR2	1600	XR	10	1:07.092	9.139	67.979	1:07.180
13	66	Duncan O'NEILL	Ford Fiesta XR2	1600	XR	11	1:07.255	9.302	67.814	1:07.656
14	40	Ian MORTON	Austin A40 Farina	1360	CA	10	1:07.737	9.784	67.332	1:07.923
15	67	Richard COOPER	Ginetta G15	1600	CA	11	1:08.434	10.481	66.646	1:08.982
16	5	Michael LONGSTAFFE	MG Midget	1380	CA	7	1:08.647	10.694	66.439	1:09.069

Clerk of the Course

Orbits

Sig : Time :
 Chief Timekeeper : Ian Sharp (SMART Timing)
 Results available at www.smart-timing.co.uk and www.speedhive.com

Printed: 07/07/2024 09:13:34

**RACE WITH RESPECT**



Bulletin No. _____

KMSC/SMRC Race meeting

Scottish Classic Sports & Saloon Championship

Knockhill 1.267 miles

Qualifying - Q8

07/07/2024 08:45

Practice (12:00 Time) started at 8:52:39

Lap	Time of Day	Lap Tm	S1	S2	S3	S2Spd	SFSpd	Lap	Time of Day	Lap Tm	S1	S2	S3	S2Spd	SFSpd
9	9:03:37.519	1:12.997	23.062	27.494	22.441		64.7								
10	9:04:47.760	1:10.241	23.669	26.128	20.444		74.4								

(66) Duncan O'NEILL

1	8:54:12.352			29.628	23.272		76.9	53.3
2	8:55:32.037	1:19.685	27.048	28.382	24.255		63.2	71.3
3	8:56:42.831	1:10.794	23.658	26.334	20.802		81.0	72.4
4	8:57:51.568	1:08.737	22.631	25.248	20.858		82.0	72.2
5	8:58:59.224	1:07.656	22.276	24.934	20.446		83.9	72.6
6	9:00:09.022	1:09.798	22.835	26.538	20.425		82.3	71.7
7	9:01:16.277	1:07.255	22.001	24.840	20.414		81.9	72.4
8	9:02:23.949	1:07.672	22.255	24.641	20.776		82.5	67.5
9	9:03:32.183	1:08.234	22.397	25.209	20.628		80.6	70.4
10	9:04:41.165	1:08.982	22.536	25.335	21.111		79.5	69.8
11	9:06:14.140	1:32.975	25.545	34.188	33.242		56.7	24.0

(40) Ian MORTON

1	8:53:46.025			29.947	22.006		76.4	77.0
2	8:54:58.410	1:12.385	24.078	27.539	20.768		83.6	79.7
3	8:56:07.650	1:09.240	22.635	26.396	20.209		83.2	78.5
4	8:57:16.311	1:08.661	22.248	25.849	20.564		84.3	80.7
5	8:58:25.199	1:08.888	22.569	26.235	20.084		84.6	79.2
6	8:59:33.122	1:07.923	22.459	25.456	20.008		85.7	79.3
7	9:00:40.859	1:07.737	21.925	25.525	20.287		85.1	79.3
8	9:01:51.210	1:10.351	22.207	27.968	20.176		81.7	79.7
9	9:02:59.530	1:08.320	22.131	25.879	20.310		83.7	81.0
10	9:04:29.429	1:29.899	25.549	32.356	31.994		61.9	26.7

(67) Richard COOPER

1	8:53:33.292			27.996	20.868		76.2	71.0
2	8:54:41.726	1:08.434	22.928	25.541	19.965		80.3	74.0
3	8:55:50.708	1:08.982	22.577	25.937	20.468		80.0	72.9
4	8:57:01.554	1:10.846	23.309	27.420	20.117		78.5	73.5
5	8:58:11.637	1:10.083	23.182	26.476	20.425		79.2	72.0
6	8:59:21.515	1:09.878	23.266	26.358	20.254		78.7	72.7
7	9:00:31.846	1:10.331	23.287	26.435	20.609		79.8	72.2
8	9:01:44.178	1:12.332	23.610	27.635	21.087		73.2	70.9
9	9:02:56.191	1:12.013	23.381	26.763	21.869		78.0	66.8
10	9:04:09.741	1:13.550	25.288	27.176	21.086		77.5	67.9
11	9:05:23.787	1:14.046	24.058	27.440	22.548		73.3	61.7

(5) Michael LONGSTAFFE

1	8:54:14.351			28.988	20.952		82.4	80.0
2	8:55:29.184	1:14.833	22.434	30.325	22.074		67.6	79.6
3	8:56:40.252	1:11.068	22.774	27.997	20.297		86.3	80.6
4	8:57:49.321	1:09.069	22.434	26.818	19.817		86.7	81.6
5	8:58:57.968	1:08.647	22.049	26.794	19.804		87.5	81.7
6	9:00:07.883	1:09.915	22.290	27.527	20.098		87.4	81.4
7	9:01:33.143	1:25.260	27.162	29.185	28.913		72.7	31.2

Clerk of the Course

Orbits

Sig : Time :
 Chief Timekeeper : Ian Sharp (SMART Timing)
 Results available at www.smart-timing.co.uk and www.speedhive.com

Printed: 07/07/2024 09:13:55



motor sport UK





Bulletin No. _____

KMSC/SMRC Race meeting

Scottish Classic Sports & Saloon Championship

Knockhill 1.267 miles

Race 12 - 1st Race

07/07/2024 12:05

Race (12 Laps)

POLE POSITION

2 63 John KINMOND 59.997
4 64 Adam KINMOND 1:00.228
6 51 Ewan ANDERSON 1:01.296
8 69 Niki DICKSON 1:03.047
10 65 Paul GREEN 1:04.635
12 23 Sonny GRAY 1:07.092
14 40 Ian MORTON 1:07.737
16 5 Michael LONGSTAFFE 1:08.647

1 78 Andrew GRAHAM 57.953
3 91 Craig HOUSTON 1:00.223
5 55 Colin CALDER 1:00.638
7 62 Andrew KINMOND 1:01.438
9 11 Iain MITCHELL 1:03.574
11 111 Mark WYNN 1:06.486
13 66 Duncan O'NEILL 1:07.255
15 67 Richard COOPER 1:08.434

1
2
3
4
5
6
7
8

Clerk of the Course

Orbits

Sig : Time :
Chief Timekeeper : Ian Sharp (SMART Timing)
Results available at www.smart-timing.co.uk and www.speedhive.com



Printed: 07/07/2024 09:12:55

**KMSC/SMRC Race meeting****Sorted on best lap time**

Super Lap Scotland

Knockhill 1.267 miles

Warm Up

07/07/2024 09:05

Practice (20:00 Time) started at 9:09:12

Pos	No.	Name	Make/Model	CC	Class	Laps	Best Tm	Diff	Best Speed	2nd Best
1	93	Michael OSBORNE Jnr	Mitsubishi Evo6	1998	P	8	54.059		84.368	55.646
2	77	Ian BONTHRONE	BMW M4	3000	D	6	55.843	1.784	81.673	56.659
3	86	Adam MORRISON	Mini Cooper S	2000	D	16	56.866	2.807	80.203	57.098
4	35	Stephen HENDERSON	BMW M2 Competition	3000	D	14	57.432	3.373	79.413	57.545
5	7	Steven ARKLEY	Westfield Megabusa	1440	B	10	58.003	3.944	78.631	59.103
6	48	Rab JOBSON	Audi S3	2000	E	8	58.831	4.772	77.524	59.393
7	15	Sean ROBERTSON	Mini Cooper S	1600	E	10	1:00.603	6.544	75.258	1:00.691
8	23	Andrew COWIE	Subaru Impreza	2100	E	8	1:01.388	7.329	74.295	1:02.200
9	392	Phillip TAYLOR	Renault Clio	2000	F	11	1:03.036	8.977	72.353	1:03.088
10	17	Marc THOMSON	Mini Cooper S R53	1600S	F	11	1:03.075	9.016	72.308	1:03.221
11	12	James CORCORAN	Caterham 7 Megagrad	1588	D	14	1:03.337	9.278	72.009	1:03.969
12	217	Steven SOMERVILLE	BMW Compact	1800	Gue	6	1:04.321	10.262	70.907	1:04.508
13	5	Alex MILNE	Renault Megane R26	1995	E	6	1:04.431	10.372	70.786	1:04.567
14	29	Carl WALKER	Renault Clio 172	2000	F	8	1:05.054	10.995	70.109	1:05.315
15	56	Andrew FAHEY	Renault Megane	2000	F	9	1:06.805	12.746	68.271	1:07.003

Announcements

Car No's 48 & 77 - No working transponders - Please fix before next session

Clerk of the Course

Orbits

Sig : Time :

Chief Timekeeper : Ian Sharp (SMART Timing)

Results available at www.smart-timing.co.uk and www.speedhive.com

Printed: 07/07/2024 09:31:26

**RACE WITH RESPECT**

KMSC/SMRC Race meeting
Super Lap Scotland
Knockhill 1.267 miles
Warm Up
07/07/2024 09:05
Practice (20:00 Time) started at 9:09:12

Lap	Time of Day	Lap Tm	S1	S2	S3	S2Spd	SFSpd
(93) Michael OSBORNE Jnr							
1	9:10:53.215			28.305	22.498	77.9	102.1
2	9:11:54.302	1:01.087	21.038	23.036	17.013	110.0	113.9
3	9:12:49.948	55.646	18.325	21.249	16.072	119.6	113.9
4	9:14:00.826	1:10.878	21.712	25.913	23.253	96.0	28.3
5	9:17:00.949	3:00.123	2:15.632	26.754	17.737	77.4	114.1
6	9:17:55.008	54.059	17.888	20.396	15.775	121.4	114.5
7	9:19:13.462	1:18.454	20.890	31.965	25.599	56.2	62.3
8	9:20:49.727	1:36.265	34.181	33.096	28.988	61.1	25.3

(77) Ian BONTHRONE							
1	9:10:50.841						
2	9:11:50.735	59.894					
3	9:12:46.578	55.843					
4	9:13:43.237	56.659					
5	9:14:47.687	1:04.450					
6	9:15:53.407	1:05.720					

(86) Adam MORRISON							
1	9:10:45.978		26.613	21.590		81.0	88.8
2	9:11:44.898	58.920	19.435	22.185	17.300	101.5	94.9
3	9:12:42.266	57.368	18.595	21.819	16.954	102.3	95.2
4	9:13:49.847	1:07.581	23.125	25.191	19.265	79.5	95.5
5	9:14:51.442	1:01.595	19.741	21.898	19.956	102.5	31.4
6	9:19:24.841	4:33.399	3:45.563	27.905	19.931	66.2	95.7
7	9:20:23.485	58.644	19.521	21.805	17.318	101.2	95.1
8	9:21:20.351	56.866	18.322	21.564	16.980	103.2	95.5
9	9:22:20.034	59.683	20.250	22.293	17.140	102.6	95.2
10	9:23:17.439	57.405	18.442	21.861	17.102	100.9	95.1
11	9:24:19.796	1:02.357	18.489	22.627	21.241	80.7	71.1
12	9:25:26.771	1:06.975	22.810	25.252	18.913	85.3	95.2
13	9:26:23.869	57.098	18.361	21.675	17.062	102.9	94.4
14	9:27:28.906	1:05.037	20.815	24.397	19.825	86.8	74.9
15	9:28:33.565	1:04.659	21.582	24.708	18.369	88.8	95.2
16	9:29:41.270	1:07.705	18.394	25.720	23.591	78.6	34.2

(35) Stephen HENDERSON							
1	9:10:51.788		24.722	18.722		106.2	103.6
2	9:11:51.722	59.934	19.787	23.162	16.985	113.9	105.2
3	9:12:49.961	58.239	18.629	22.635	16.975	113.2	105.7
4	9:13:48.812	58.851	19.831	22.158	16.862	113.7	105.3
5	9:14:46.613	57.801	18.790	22.070	16.941	113.5	104.7
6	9:15:44.304	57.691	18.644	22.381	16.666	113.5	106.0
7	9:16:41.987	57.683	18.690	22.228	16.765	113.4	105.2
8	9:17:39.532	57.545	18.712	22.090	16.743	113.5	104.9
9	9:18:37.080	57.548	18.764	22.064	16.720	113.4	105.2
10	9:19:34.675	57.595	18.611	22.215	16.769	112.8	105.3
11	9:20:32.271	57.596	18.721	22.156	16.719	113.2	105.3
12	9:21:29.703	57.432	18.626	21.838	16.968	112.8	104.9
13	9:22:30.862	1:01.159	18.663	22.027	20.469	113.2	58.7
14	9:24:02.715	1:31.853	30.396	33.122	28.335	66.0	31.9

(7) Steven ARKLEY							
1	9:11:14.653			29.779	21.461	78.7	78.4
2	9:12:21.678	1:07.025	23.168	25.439	18.418	98.8	100.0
3	9:13:34.490	1:12.812	23.876	29.642	19.294	84.3	100.0
4	9:14:36.021	1:01.531	20.402	24.329	16.800	92.2	104.0
5	9:15:41.688	1:05.667	20.961	26.204	18.502	94.7	92.1
6	9:16:47.829	1:06.141	24.114	24.403	17.624	94.4	103.1
7	9:17:47.609	59.780	20.179	22.697	16.904	107.2	103.4
8	9:18:46.712	59.103	19.057	22.445	17.601	107.9	103.4
9	9:19:44.715	58.003	19.010	22.265	16.728	107.7	102.0
10	9:21:10.702	1:25.987	22.443	31.600	31.944	63.5	24.6

(48) Rab JOBSON							
1	9:10:30.467						
2	9:11:30.145	59.678					
3	9:12:28.976	58.831					
4	9:13:31.152	1:02.176					
5	9:14:33.284	1:02.132					
6	9:15:32.677	59.393					
7	9:17:05.047	1:32.370					
8	9:18:30.580	1:25.533					

Lap	Time of Day	Lap Tm	S1	S2	S3	S2Spd	SFSpd
(15) Sean ROBERTSON							
1	9:10:55.128			27.416	19.893	89.7	84.8
2	9:11:58.249	1:03.121	21.525	23.191	18.405	96.6	87.2
3	9:13:00.189	1:01.940	20.394	23.500	18.046	95.9	86.6
4	9:14:00.880	1:00.691	19.837	22.698	18.156	95.6	85.9
5	9:15:01.483	1:00.603	19.770	22.632	18.201	95.5	86.4
6	9:16:12.018	1:10.535	21.047	25.329	24.159	84.9	25.6
7	9:18:00.198	1:48.180	1:03.619	25.444	19.117	83.1	87.6
8	9:19:00.916	1:00.718	19.705	22.890	18.123	96.0	86.6
9	9:20:02.165	1:01.249	19.847	23.261	18.141	94.8	87.3
10	9:21:30.213	1:28.048	22.528	36.255	29.265	42.4	23.4

(23) Andrew COWIE							
1	9:11:16.398			29.259	21.722	76.3	81.1
2	9:12:23.656	1:07.258	22.871	25.278	19.109	91.3	90.4
3	9:13:30.015	1:06.359	22.954	24.869	18.536	94.8	91.4
4	9:14:33.785	1:03.770	21.160	24.072	18.538	96.1	90.8
5	9:15:37.289	1:03.504	21.097	24.164	18.243	100.0	90.7
6	9:16:38.677	1:01.388	19.958	23.433	17.997	102.3	91.7
7	9:17:40.877	1:02.200	20.299	23.576	18.325	101.8	92.3
8	9:18:52.792	1:11.915	21.425	25.077	25.413	83.5	31.3

(392) Phillip TAYLOR							
1	9:10:48.079			27.964	19.895	88.8	83.9
2	9:11:56.742	1:08.663	22.524	26.186	19.953	91.4	84.8
3	9:13:01.024	1:04.282	21.119	24.123	19.040	92.8	85.4
4	9:14:04.060	1:03.036	20.476	23.607	18.953	93.3	83.6
5	9:15:07.425	1:03.365	20.683	23.781	18.901	92.7	83.6
6	9:16:10.513	1:03.088	20.661	23.623	18.804	92.9	84.6
7	9:17:13.974	1:03.461	20.683	23.734	19.044	93.2	81.0
8	9:18:48.869	1:34.895	28.728	38.332	27.835	55.4	55.5
9	9:20:15.186	1:26.317	30.857	35.124	20.336	63.2	85.8
10	9:21:18.378	1:03.192	20.516	23.906	18.770	92.6	84.8
11	9:22:28.776	1:10.398	21.250	24.900	24.248	92.4	21.4

(17) Marc THOMSON							
1	9:11:08.302			30.035	23.005	70.5	72.9
2	9:12:18.214	1:09.912	23.978	25.747	20.187	82.6	81.0
3	9:13:27.701	1:09.487	25.542	25.000	18.945	90.4	81.6
4	9:14:30.963	1:03.262	20.628	23.523	19.111	91.2	80.8
5	9:15:34.983	1:04.020	20.582	23.614	19.824	89.0	79.4
6	9:16:45.212	1:10.229	23.798	25.465	20.966	61.7	81.2
7	9:17:48.287	1:03.075	20.454	23.678	18.943	90.0	80.8
8	9:18:53.170	1:04.883	20.608	23.647	20.628	86.5	66.3
9	9:20:09.445	1:16.275	30.688	26.274	19.313	89.4	80.5
10	9:21:12.666	1:03.221	20.435	23.837	18.949	90.3	81.6
11	9:22:44.036	1:31.370	23.239	37.628	30.503	48.3	25.8

(12) James CORCORAN							
1	9:11:03.810			26.958	19.309	88.3	83.8
2	9:12:08.639	1:04.829	21.152	24.588	19.089	90.7	85.3
3	9:13:28.880	1:20.241	33.230	27.195	19.816	82.8	85.1
4	9:14:39.839	1:10.959	22.804	27.010	21.145	87.2	79.1
5	9:15:50.115	1:10.276	23.912	26.836	19.528	92.3	85.3
6	9:16:58.395	1:08.280	21.759	26.832	19.689	80.5	85.2



KMSC/SMRC Race meeting

Super Lap Scotland **Knockhill 1.267 miles**

Warm Up **07/07/2024 09:05**

Practice (20:00 Time) started at 9:09:12

Lap	Time of Day	Lap Tm	S1	S2	S3	S2Spd	SFSpd	Lap	Time of Day	Lap Tm	S1	S2	S3	S2Spd	SFSpd
1	9:10:38.449			26.005	19.140	93.6	84.4								
2	9:11:43.016	1:04.567	20.893	24.952	18.722	91.8	87.5								
3	9:13:05.457	1:22.441	22.266	33.763	26.412	91.8	42.1								
4	9:14:18.210	1:12.753	28.781	25.040	18.932	93.5	84.8								
5	9:15:22.641	1:04.431	21.179	24.633	18.619	93.2	85.1								
6	9:16:33.938	1:11.297	21.857	25.678	23.762	92.4	30.7								

(29) Carl WALKER

1	9:10:46.199			26.807	22.585	84.1	67.6								
2	9:12:01.658	1:15.459	23.351	29.889	22.219	72.3	80.6								
3	9:13:08.911	1:07.253	21.910	25.053	20.290	86.7	80.8								
4	9:14:15.070	1:06.159	21.424	24.680	20.055	86.6	81.0								
5	9:15:20.385	1:05.315	21.193	24.502	19.620	87.5	81.5								
6	9:16:25.439	1:05.054	21.073	24.321	19.660	87.6	80.8								
7	9:17:31.032	1:05.593	21.289	24.506	19.798	87.5	81.0								
8	9:18:55.011	1:23.979	24.043	30.186	29.750	54.0	26.3								

(56) Andrew FAHEY

1	9:11:00.041			32.431	21.595	74.7	80.2								
2	9:12:07.615	1:07.574	22.593	25.216	19.765	90.4	81.9								
3	9:13:21.186	1:13.571	26.929	26.413	20.229	87.8	82.0								
4	9:14:31.401	1:10.215	23.005	25.708	21.502	89.6	52.9								
5	9:15:52.543	1:21.142	29.295	31.092	20.755	76.0	84.3								
6	9:17:06.551	1:14.008	22.718	29.674	21.616	78.4	82.0								
7	9:18:13.554	1:07.003	22.217	25.154	19.632	88.6	81.2								
8	9:19:20.359	1:06.805	22.527	25.091	19.187	90.8	83.1								
9	9:20:52.701	1:32.342	28.540	34.223	29.579	62.8	19.5								

Clerk of the Course **Orbits**

Sig : **Time :**
Chief Timekeeper : Ian Sharp (SMART Timing)
Results available at www.smart-timing.co.uk and www.speedhive.com
Printed: 07/07/2024 09:31:48





Bulletin No. _____

KMSC/SMRC Race meeting**Sorted on Laps**

Scottish Fiesta ST Cup

Knockhill 1.267 miles

Race 7 - 1st Race

07/07/2024 09:35

Race (12 Laps) started at 9:37:21

Pos	No.	Name	Make/Model	CC	Class	Laps	Total Tm	Diff	Best Tm	In Lap	2nd Best
1	871	Jensen BELL	Ford Fiesta ST	2000	ST	12	12:36.922		1:02.339	2	1:02.422
2	24	Steven GRAY	Ford Fiesta ST	2000	ST	12	12:39.460	2.538	1:02.175	4	1:02.230
3	147	Gerry HENDRY	Ford Fiesta ST	2000	ST	12	12:39.707	2.785	1:02.127	2	1:02.366
4	52	Dave COLVILLE	Ford Fiesta ST	2000	ST	12	12:41.718	4.796	1:02.449	8	1:02.463
5	68	Arran WARD	Ford Fiesta ST	2000	ST	12	12:46.196	9.274	1:02.862	5	1:02.921
6	35	Andrew MACKIE	Ford Fiesta ST	2000	ST	12	12:46.996	10.074	1:02.585	3	1:02.640
7	21	Kieren PREEDY	Ford Fiesta ST	2000	ST	12	12:47.224	10.302	1:03.009	9	1:03.015
8	99	James DICKIE	Ford Fiesta ST	2000	STN	12	12:48.232	11.310	1:02.969	10	1:02.998
9	5	Lorn MURRAY	Ford Fiesta ST	2000	STC	12	12:49.390	12.468	1:03.217	2	1:03.243
10	61	Peter CRUICKSHANK	Ford Fiesta ST	2000	ST	12	12:54.643	17.721	1:03.334	3	1:03.404
11	83	Sophie KINGHORN	Ford Fiesta ST	2000	STCN	12	12:54.829	17.907	1:03.433	9	1:03.441
12	58	Kenneth LEES	Ford Fiesta ST	2000	STCN	12	13:05.028	28.106	1:03.842	4	1:04.078
13	3	Stewart SCOTT	Ford Fiesta ST	2000	ST	12	13:05.076	28.154	1:04.077	7	1:04.107
14	30	Michael GORDON	Ford Fiesta ST	2000	STN	12	13:08.698	31.776	1:03.991	4	1:04.317
15	23	Lucy HALES-MAVER	Ford Fiesta ST	2000	ST	12	13:10.146	33.224	1:04.109	6	1:04.591
16	14	Duncan STEELE	Ford Fiesta ST	2000	STC	12	13:10.173	33.251	1:04.279	4	1:04.486
17	17	Angus ROSS	Ford Fiesta ST	2000	STN	12	13:10.765	33.843	1:04.113	5	1:04.574
18	32	Daniel FORBES	Ford Fiesta ST	2000	STN	12	13:22.710	45.788	1:05.709	11	1:05.869

Not classified

DNF	31	Broddy ORR	Ford Fiesta ST	2000	ST	4	4:14.779	DNF	1:02.368	2	1:02.620
-----	----	------------	----------------	------	----	---	----------	-----	----------	---	----------

Margin of Victory	Avg. Speed	Best Lap Tm	Best Speed	Best Lap by
2.538	72.306	1:02.127	73.412	147 - Gerry HENDRY

Clerk of the Course

Orbits

Sig : Time :
 Chief Timekeeper : Ian Sharp (SMART Timing)

Results available at www.smart-timing.co.uk and www.speedhive.com

Printed: 07/07/2024 09:52:09

motor
sport
UKRACE
WITH
RESPECT



KMSC/SMRC Race meeting

Scottish Fiesta ST Cup

Knockhill 1.267 miles

Race 7 - 1st Race

07/07/2024 09:35

Race (12 Laps) started at 9:37:21

Lap	Time of Day	Lap Tm	S1	S2	S3	S2Spd	SFSpd	Lap	Time of Day	Lap Tm	S1	S2	S3	S2Spd	SFSpd	
(871) Jensen BELL																
1	9:38:28.628			23.680	19.077		81.1	3	9:40:37.006	1:02.585	20.123	23.481	18.981	89.6	81.0	
2	9:39:30.967	1:02.339	20.055	23.406	18.878		81.5	4	9:41:40.157	1:03.151	20.398	23.717	19.036	90.1	80.6	
3	9:40:33.748	1:02.781			19.274		80.9	5	9:42:44.008	1:03.851	20.444	23.649	19.758	89.7	76.3	
4	9:41:36.340	1:02.592			19.132		80.7	6	9:43:47.394	1:03.386	20.409	23.890	19.087	89.4	80.3	
5	9:42:38.770	1:02.430					80.7	7	9:44:50.785	1:03.391	20.561	23.676	19.154	89.4	79.8	
6	9:43:41.448	1:02.678					80.6	8	9:45:53.425	1:02.640	20.151	23.541	18.948	89.8	80.2	
7	9:44:43.870	1:02.422					80.1	9	9:46:56.856	1:03.431	20.398	23.640	19.393	89.7	78.6	
8	9:45:46.553	1:02.683					80.5	10	9:48:00.173	1:03.317	20.372	23.683	19.262	89.5	78.4	
9	9:46:49.358	1:02.805					80.6	11	9:49:04.059	1:03.886	20.884	23.690	19.312	89.1	80.5	
10	9:47:52.022	1:02.664	20.102				80.5	12	9:50:08.838	1:04.779	20.967	24.222	19.590	88.9	77.0	
11	9:48:54.909	1:02.887					80.3	(21) Kieren PREEDY								
12	9:49:58.764	1:03.855					80.2	1	9:38:29.374				23.925	90.3	81.6	
(24) Steven GRAY																
1	9:38:30.253			23.971	18.954	89.2	81.3	2	9:39:32.593	1:03.219	20.339	23.663	19.217	90.0	82.3	
2	9:39:32.483	1:02.230	20.090	23.212	18.928		81.3	3	9:40:36.366	1:03.773	20.752	23.884	19.137	90.2	80.8	
3	9:40:35.217	1:02.734	20.592	23.320	18.822		81.6	4	9:41:39.716	1:03.350	20.517	23.790	19.043	88.4	80.0	
4	9:41:37.392	1:02.175	20.075	23.238	18.862		81.5	5	9:42:43.255	1:03.539	20.286	24.109	19.144	88.6	80.2	
5	9:42:41.440	1:04.048	20.718	24.310	19.020		81.0	6	9:43:47.448	1:04.193	20.548	23.780	19.865	88.1	77.9	
6	9:43:43.968	1:02.528	20.382	23.232	18.914		81.0	7	9:44:52.068	1:04.620	21.387	24.043	19.190	89.0	79.6	
7	9:44:46.320	1:02.352	20.195	23.254	18.903	90.8	81.4	8	9:45:55.130	1:03.062	20.128	23.808	19.126	89.0	79.8	
8	9:45:49.295	1:02.975	20.542	23.460	18.973	90.4	81.0	9	9:46:58.139	1:03.009	20.277	23.575	19.157	89.6	79.3	
9	9:46:51.714	1:02.419	20.360	23.220	18.839	90.3	81.2	10	9:48:01.154	1:03.015	20.272	23.620	19.123	89.1	79.5	
10	9:47:54.695	1:02.981	20.793	23.245	18.943	90.4	80.8	11	9:49:04.726	1:03.572	20.519	23.832	19.221	89.6	79.4	
11	9:48:57.681	1:02.986	20.718	23.522	18.746	89.8	81.2	12	9:50:09.066	1:04.340	20.528	24.256	19.556	89.6	78.9	
12	9:50:01.302	1:03.621	20.741	24.007	18.873	90.0	81.1	(99) James DICKIE								
(147) Gerry HENDRY																
1	9:38:28.264			23.688	19.054	90.7	81.2	1	9:38:32.358				24.842	19.046	89.4	80.3
2	9:39:30.391	1:02.127	19.961	23.400	18.766	90.9	81.6	2	9:39:35.804	1:03.446	20.375	23.952	19.119	88.8	80.5	
3	9:40:34.151	1:03.760	20.233	23.679	19.848	91.2	74.6	3	9:40:39.333	1:03.529	20.269	24.156	19.104	89.0	79.4	
4	9:41:36.844	1:02.693	20.399	23.442	18.852	92.4	81.8	4	9:41:42.501	1:03.168	20.204	23.747	19.217	89.0	80.8	
5	9:42:41.267	1:04.423	20.828	24.534	19.061	89.5	81.1	5	9:42:45.519	1:03.018	20.125	23.646	19.247	91.6	79.4	
6	9:43:44.123	1:02.856	20.112	23.388	19.356	90.8	73.3	6	9:43:48.644	1:03.125	20.397	23.649	19.079	89.4	80.6	
7	9:44:46.624	1:02.501	20.483	23.132	18.886	92.1	82.2	7	9:44:52.397	1:03.753	20.567	24.053	19.133	89.1	80.7	
8	9:45:49.636	1:03.012	20.568	23.657	18.787	90.6	82.1	8	9:45:55.561	1:03.164	20.345	23.629	19.190	89.6	80.4	
9	9:46:52.002	1:02.366	20.270	23.328	18.768	91.4	82.6	9	9:46:58.559	1:02.998	20.259	23.576	19.163	89.6	80.3	
10	9:47:54.982	1:02.980	20.815	23.271	18.894	91.3	82.1	10	9:48:01.528	1:02.969	20.315	23.560	19.094		80.7	
11	9:48:58.166	1:03.184	20.657	23.694	18.833	90.2	82.0	11	9:49:05.556	1:04.028	20.945	23.824	19.259	89.5	81.0	
12	9:50:01.549	1:03.383	20.424	24.147	18.812	91.2	82.3	12	9:50:10.074	1:04.518	20.304	24.314	19.900	86.7	79.8	
(52) Dave COLVILLE																
1	9:38:30.611			24.601	19.220	85.7	81.0	(5) Lorn MURRAY								
2	9:39:33.448	1:02.837	20.280	23.724	18.833		81.2	1	9:38:32.876				24.969	19.415	88.4	79.7
3	9:40:36.661	1:03.213	20.371	23.592	19.250	91.3	81.4	2	9:39:36.093	1:03.217	20.350	23.768	19.099	89.7	79.7	
4	9:41:41.107	1:04.446	20.628	24.851	18.967	90.8	80.4	3	9:40:40.085	1:03.992	20.473	24.238	19.281	89.1	79.3	
5	9:42:43.596	1:02.489	20.178	23.400	18.911	91.1	81.0	4	9:41:43.378	1:03.293	20.386	23.716	19.191	89.5	79.1	
6	9:43:46.958	1:03.362	20.547	23.730	19.085	89.4	79.6	5	9:42:47.077	1:03.699	20.415	24.051	19.233	88.9	78.8	
7	9:44:49.601	1:02.643	20.341	23.453	18.849	89.8	80.6	6	9:43:50.843	1:03.766	20.533	24.110	19.123	88.5	79.0	
8	9:45:52.050	1:02.449	20.199	23.427	18.823	90.2	80.5	7	9:44:54.405	1:03.562	20.451	23.975	19.136	88.6	79.1	
9	9:46:55.568	1:03.518	20.510	23.770	19.238	89.6	79.6	8	9:45:57.691	1:03.286	20.412	23.804	19.070	89.2	79.3	
10	9:47:58.357	1:02.789	20.246	23.532	19.011	89.2	80.3	9	9:47:00.934	1:03.243	20.325	23.779	19.139	88.5	79.0	
11	9:49:00.820	1:02.463	20.164	23.400	18.899	90.0	80.6	10	9:48:04.442	1:03.508	20.487	23.922	19.099	88.8	79.1	
12	9:50:03.560	1:02.740	20.217	23.622	18.901	90.0	79.8	11	9:49:07.766	1:03.324	20.353	23.841	19.130	88.6	79.2	
(68) Arran WARD																
1	9:38:31.249			24.176	19.465	90.4	80.8	12	9:50:11.232	1:03.466	20.383	23.870	19.213	89.0	78.8	
2	9:39:34.978	1:03.729	20.786	23.758	19.185	90.0	79.5	(61) Peter CRUICKSHANK								
3	9:40:37.958	1:02.980	20.424	23.652	18.904	89.7	80.8	1	9:38:33.363				24.868	19.495	88.9	79.3
4	9:41:41.559	1:03.601	20.328	24.241	19.032	90.2	81.2	2	9:39:36.923	1:03.560	20.659	23.866	19.035	88.5	80.6	
5	9:42:44.421	1:02.862	20.261	23.520	19.081	90.6	80.6	3	9:40:40.257	1:03.334	20.546	23.602	19.186	88.8	80.1	
6	9:43:47.532	1:03.111	20.411	23.665	19.035	90.3	81.1	4	9:41:43.931	1:03.674	20.665	23.794	19.215	88.5	79.0	
7	9:44:51.478	1:03.946	21.030	23.866	19.050	90.4	80.6	5	9:42:48.323	1:04.392	20.749	24.101	19.542	87.6	78.5	
8	9:45:54.437	1:02.959	20.405	23.577	18.977	90.4	80.1	6	9:43:52.040	1:03.717	20.737	23.876	19.104	89.4	79.6	
9	9:46:57.395	1:02.958	20.231	23.696	19.031	89.2	80.8	7	9:44:56.168	1:04.128	20.544	23.914	19.670	88.0	79.5	
10	9:48:00.316	1:02.921	20.201	23.661	19.059	90.8	80.7	8	9:46:00.773	1:04.605	21.446	23.985	19.174	88.2	79.7	
11	9:49:04.305	1:03.989	21.153	23.627	19.209	90.1	80.9	9	9:47:04.177	1:03.404	20.495	23.642	19.267	88.2	79.2	
12	9:50:08.038	1:03.733	20.722	23.940	19.071	89.5	80.5	10	9:48:07.921	1:03.744	20.598	23.943	19.203	88.3	79.4	
(35) Andrew MACKIE																
1	9:38:31.309			24.141	19.345	90.3	80.4	11	9:49:12.335	1:04.414	21.341	23.839	19.234	88.0	79.4	
2	9:39:34.421	1:03.112	20.469	23.624	19.019	90.2	81.6	12	9:50:16.485	1:04.150	20.939	23.862	19.349	88.0	78.4	
(83) Sophie KINGHORN																
1	9:38:33.694							1	9:38:33.694				24.654	19.449	91.2	81.5
2	9:39:37.642							2	9:39:37.642	1:03.948	20.976	23.854	19.118	90.3	81.4	
3	9:40:41.118							3	9:40:41.118	1:03.476	20.311	23.930	19.235	90.3	79.3	
4	9:41:44.559							4	9:41:44.559	1:03.441	20.447	23.872	19.122	89.8	80.5	
5	9:42:48.661							5	9:42:48.661	1:04.102	20.571	24.000	19.531	89.8	79.6	
6	9:43:52.477							6	9:43:52.477	1:03.81						



KMSC/SMRC Race meeting

Scottish Fiesta ST Cup

Knockhill 1.267 miles

Race 7 - 1st Race

07/07/2024 09:35

Race (12 Laps) started at 9:37:21

Lap	Time of Day	Lap Tm	S1	S2	S3	S2Spd	SFSpd	Lap	Time of Day	Lap Tm	S1	S2	S3	S2Spd	SFSpd
7	9:44:56.162	1:03.685	20.367	23.980	19.338	90.1	78.6	11	9:49:26.197	1:05.154	20.884	24.702	19.568	86.4	77.3
8	9:46:01.142	1:04.980	21.829	23.996	19.155	90.3	80.9	12	9:50:32.015	1:05.818	21.298	24.651	19.869	85.7	76.3
9	9:47:04.575	1:03.433	20.578	23.790	19.065	89.7	81.1	(17) Angus ROSS							
10	9:48:08.130	1:03.555	20.477	23.964	19.114	90.1	80.8	1	9:38:36.715			25.348	19.711	89.1	79.4
11	9:49:12.587	1:04.457	21.427	23.961	19.069	90.0	80.8	2	9:39:42.663	1:05.948	21.433	24.738	19.777	89.5	78.0
12	9:50:16.671	1:04.084	21.086	23.863	19.135	89.8	80.8	3	9:40:47.959	1:05.296	20.712	24.242	20.342	89.2	79.0
(58) Kenneth LEES								4	9:41:52.817	1:04.858	20.918	24.623	19.317	88.3	79.4
1	9:38:35.912			25.243	19.285	89.6	79.8	5	9:42:56.930	1:04.113	20.485	24.145	19.483	88.8	79.2
2	9:39:41.264	1:05.352	21.377	24.680	19.295	90.8	80.1	6	9:44:01.504	1:04.574	20.828	24.524	19.222	88.9	79.8
3	9:40:45.662	1:04.398	20.834	24.088	19.476	90.2	78.0	7	9:45:06.494	1:04.990	20.999	24.218	19.773	89.2	79.1
4	9:41:49.504	1:03.842	20.705	24.145	18.992	89.7	80.0	8	9:46:11.163	1:04.669	20.683	24.241	19.745	89.1	79.0
5	9:42:53.582	1:04.078	20.543	24.345	19.190	89.1	80.3	9	9:47:16.039	1:04.876	20.665	24.634	19.577	87.6	78.5
6	9:43:57.981	1:04.399	20.731	24.376	19.292	89.6	79.0	10	9:48:21.622	1:05.583	20.748	24.720	20.115	88.2	79.7
7	9:45:02.108	1:04.127	20.722	24.237	19.168	89.4	80.5	11	9:49:27.727	1:06.105	22.053	24.609	19.443	88.5	79.0
8	9:46:07.139	1:05.031	21.273	24.420	19.338	89.2	80.7	12	9:50:32.607	1:04.880	21.070	24.353	19.457	88.0	79.1
9	9:47:11.899	1:04.760	20.822	24.260	19.678	90.0	78.9	(32) Daniel FORBES							
10	9:48:16.054	1:04.155	20.589	23.998	19.568	89.2	76.7	1	9:38:36.440			25.371	19.981	88.3	80.1
11	9:49:20.756	1:04.702	20.957	24.549	19.196	89.5	80.3	2	9:39:43.337	1:06.897	21.415	24.745	20.737	89.0	76.8
12	9:50:26.870	1:06.114	21.933	24.654	19.527	88.1	80.1	3	9:40:49.396	1:06.059	21.940	24.628	19.491	88.0	78.8
(3) Stewart SCOTT								4	9:41:55.832	1:06.436	21.257	25.288	19.891	87.3	78.3
1	9:38:35.053			25.007	19.720	90.9	81.2	5	9:43:01.701	1:05.869	21.180	25.156	19.533	86.7	79.0
2	9:39:40.320	1:05.267	21.422	24.521	19.324	88.8	80.9	6	9:44:07.750	1:06.049	21.287	24.925	19.837	86.5	77.3
3	9:40:44.457	1:04.137	20.511	24.308	19.318	88.4	81.0	7	9:45:13.777	1:06.027	21.460	25.029	19.538	86.7	78.4
4	9:41:48.987	1:04.530	20.664	24.547	19.319	89.4	81.0	8	9:46:19.893	1:06.116	21.452	25.072	19.592	86.0	78.9
5	9:42:53.094	1:04.107	20.605	24.234	19.268	89.5	80.6	9	9:47:25.879	1:05.986	21.323	24.808	19.855	86.7	77.7
6	9:43:57.838	1:04.744	20.747	24.526	19.471	88.3	81.2	10	9:48:32.401	1:06.522	21.865	25.105	19.552	86.5	78.8
7	9:45:01.915	1:04.077	20.634	24.150	19.293	80.8	80.8	11	9:49:38.110	1:05.709	21.512	24.709	19.488	86.7	78.3
8	9:46:06.798	1:04.883	21.011	24.605	19.267	89.5	81.1	12	9:50:44.552	1:06.442	21.592	25.241	19.609	86.4	78.4
9	9:47:11.302	1:04.504	20.525	24.631	19.348	89.5	80.8	(31) Broddy ORR							
10	9:48:15.892	1:04.590	20.663	24.423	19.504	88.4	81.2	1	9:38:28.984			23.761	19.120	88.8	79.9
11	9:49:20.671	1:04.779	20.588	24.635	19.556	88.3	80.2	2	9:39:31.352	1:02.368	20.061	23.273	19.034	88.4	79.4
12	9:50:26.918	1:06.247	22.208	24.854	19.185	90.9	80.4	3	9:40:34.001	1:02.649	20.037	23.428	19.184	89.0	78.4
(30) Michael GORDON								4	9:41:36.621	1:02.620	20.196	23.403	19.021	88.9	79.3
1	9:38:37.285			25.661	19.948	89.0	79.7	(23) Lucy HALES-MAVER							
2	9:39:43.101	1:05.816	21.232	24.720	19.864	88.0	80.2	1	9:38:37.679			26.047	19.557	88.1	79.1
3	9:40:47.544	1:04.443	20.869	24.007	19.567		79.0	2	9:39:43.441	1:05.762	21.350	24.840	19.572	87.6	78.6
4	9:41:51.535	1:03.991	20.570	24.086	19.335	89.4	78.5	3	9:40:48.226	1:04.785	21.113	24.077	19.595	89.5	78.6
5	9:42:55.852	1:04.317	20.709	24.143	19.465		78.6	4	9:41:53.430	1:05.204	20.906	25.025	19.273	88.3	79.9
6	9:44:00.299	1:04.447	20.817	24.235	19.395		77.7	5	9:42:58.076	1:04.646	21.046	24.237	19.363	87.4	80.0
7	9:45:05.143	1:04.844	20.896	24.350	19.598		78.7	6	9:44:02.185	1:04.109	20.822	24.114	19.173	88.3	80.1
8	9:46:09.992	1:04.849	20.966	24.156	19.727	87.4	77.7	7	9:45:07.035	1:04.850	20.939	24.060	19.851	89.1	78.4
9	9:47:15.027	1:05.035	20.925	24.553	19.557	87.4	77.7	8	9:46:11.626	1:04.591	20.836	24.022	19.733	88.9	77.8
10	9:48:19.756	1:04.729	20.726	24.550	19.453	86.8	79.0	9	9:47:16.480	1:04.854	20.808	24.264	19.782	87.7	78.7
11	9:49:25.257	1:05.501	21.125	24.645	19.731	85.7	77.9	10	9:48:21.546	1:05.066	20.960	24.258	19.848	87.8	77.7
12	9:50:30.540	1:05.283	21.089	24.675	19.519	86.3	78.2	11	9:49:27.348	1:05.802	22.017	24.294	19.491	88.0	79.8
(14) Duncan STEELE								12	9:50:31.988	1:04.640	20.903	24.243	19.494	88.1	79.0
1	9:38:34.701			25.202	19.624	89.2	80.1	(3) Stewart SCOTT							
2	9:39:42.074	1:07.373	22.280	24.566	20.527	89.1	79.2	1	9:38:35.053			25.007	19.720	90.9	81.2
3	9:40:46.560	1:04.486	20.708	24.330	19.448	88.3	79.0	2	9:39:40.320	1:05.267	21.422	24.521	19.324	88.8	80.9
4	9:41:50.839	1:04.279	20.568	24.418	19.293	88.0	78.7	3	9:40:44.457	1:04.137	20.511	24.308	19.318	88.4	81.0
5	9:42:56.062	1:05.223	20.526	24.653	20.044	87.0	78.9	4	9:41:48.987	1:04.530	20.664	24.547	19.319	89.4	81.0
6	9:44:01.027	1:04.965	21.051	24.446	19.468	87.6	77.9	5	9:42:53.094	1:04.107	20.605	24.234	19.268	89.5	80.6
7	9:45:05.790	1:04.763	20.863	24.599	19.301	87.8	78.1	6	9:43:57.838	1:04.744	20.747	24.526	19.471	88.3	81.2
8	9:46:10.641	1:04.851	20.982	24.338	19.531	87.3	77.7	7	9:45:01.915	1:04.077	20.634	24.150	19.293	80.8	80.8
9	9:47:15.552	1:04.911	20.832	24.711	19.368	86.8	77.3	8	9:46:06.798	1:04.883	21.011	24.605	19.267	89.5	81.1
10	9:48:21.043	1:05.491	20.994	24.567	19.930	86.4	77.4	9	9:47:11.302	1:04.504	20.525	24.631	19.348	89.5	80.8

Clerk of the Course

Orbits

Sig : _____ **Time :** _____
Chief Timekeeper : Ian Sharp (SMART Timing)
Results available at www.smart-timing.co.uk and www.speedhive.com
Printed: 07/07/2024 09:54:52





KMSC/SMRC Race meeting

Lapchart

Scottish Fiesta ST Cup

Knockhill 1.267 miles

Race 7 - 1st Race

07/07/2024 09:35

Race (12 Laps) started at 9:37:21



Competitors	Laps												
	1	2	3	4	5	6	7	8	9	10	11	12	
Gerry HENDRY (147)	1	147	147	871	871	871	871	871	871	871	871	871	871
Jensen BELL (871)	2	871	871	31	31	147	24	24	24	24	24	24	24
Broddy ORR (31)	3	31	31	147	147	24	147	147	147	147	147	147	147
Kieren PREEDY (21)	4	21	24	24	24	21	52	52	52	52	52	52	52
Steven GRAY (24)	5	24	21	21	21	52	35	35	35	35	35	35	68
Dave COLVILLE (52)	6	52	52	52	35	35	21	68	68	68	68	68	35
Arran WARD (68)	7	68	35	35	52	68	68	21	21	21	21	21	21
Andrew MACKIE (35)	8	35	68	68	68	99	99	99	99	99	99	99	99
James DICKIE (99)	9	99	99	99	99	5	5	5	5	5	5	5	5
Lorn MURRAY (5)	10	5	5	5	5	61	61	83	61	61	61	61	61
Peter CRUICKSHANK (61)	11	61	61	61	61	83	83	61	83	83	83	83	83
Sophie KINGHORN (83)	12	83	83	83	83	3	3	3	3	3	3	3	58
Duncan STEELE (14)	13	14	3	3	3	58	58	58	58	58	58	58	3
Stewart SCOTT (3)	14	3	58	58	58	30	30	30	30	30	30	30	30
Kenneth LEES (58)	15	58	14	14	14	14	14	14	14	14	14	14	23
Daniel FORBES (32)	16	32	17	30	30	17	17	17	17	17	23	23	14
Angus ROSS (17)	17	17	30	17	17	23	23	23	23	23	17	17	17
Michael GORDON (30)	18	30	32	23	23	32	32	32	32	32	32	32	32
Lucy HALES-MAVER (23)	19	23	23	32	32								

Clerk of the Course

Orbits

Sig : Time :
 Chief Timekeeper : Ian Sharp (SMART Timing)
 Results available at www.smart-timing.co.uk and www.speedhive.com
 Printed: 07/07/2024 09:55:18




motor sport UK

RACE WITH RESPECT



KMSC/SMRC Race meeting

KMSC Modsports	Knockhill 1.267 miles
Race 8 - 2nd Race	07/07/2024 10:00
Race (15:00 and 1 Laps) started at 10:04:46	



1 x 1 Grid format

POLE POSITION

2
10 Mark THOMSON
4
333 Iain BLACKLEY
6
63 Graham ROBERTSON
8
18 Richard SUTHERLAND
10
99 Philip WEBSTER
12
69 Andrew PATERSON

1
32 Shaun DAVIDSON
3
19 Harvey GILLANDERS
5
3 Michael ANDERSON
7
86 Adam MORRISON
9
217 Steven SOMERVILLE
11
31 Natalie COWIE
13
2 Andy FORREST

1
2
3
4
5
6
7



**KMSC/SMRC Race meeting****Sorted on Laps****KMSC Modsports****Knockhill 1.267 miles****Race 8 - 2nd Race****07/07/2024 10:00****Race (15:00 and 1 Laps) started at 10:04:46**

Pos	No.	Name	Make/Model	CC	Class	Laps	Total Tm	Diff	Best Tm	In Lap	2nd Best
1	10	Mark THOMSON	Radical SR8 RS	2700	A	17	16:04.219		53.112	3	53.205
2	32	Shaun DAVIDSON	BMW Compact	3000	F	17	16:05.859	1.640	55.981	10	55.984
3	86	Adam MORRISON	Mini Cooper S	1998	G	17	16:36.685	32.466	57.587	4	57.647
4	63	Graham ROBERTSON	BMW 135	1300	F	17	16:41.589	37.370	57.642	8	57.840
5	19	Harvey GILLANDERS	Honda EP3	2400	F	17	16:41.754	37.535	57.657	13	57.905
6	3	Michael ANDERSON	Ford Focus	1600	F	17	16:49.383	45.164	57.216	8	57.334
7	333	Iain BLACKLEY	Ford Puma	1679T	F	17	16:54.088	49.869	58.873	7	58.880
8	18	Richard SUTHERLAND	BMW 318i Compact	1600	J	16	16:54.857	1 Lap	1:02.243	13	1:02.662
9	217	Steven SOMERVILLE	BMW E36 Compact	1600	J	16	17:05.242	1 Lap	1:03.125	6	1:03.158
10	31	Natalie COWIE	Mini Cooper S R53	1600	G	15	16:14.133	2 Laps	1:02.752	6	1:02.912
11	99	Philip WEBSTER	BMW Mini Cooper S	1600	J	15	16:51.907	2 Laps	1:06.404	3	1:06.423

Not classified

DNF	2	Andy FORREST	Radical SR1	2700	A	5	5:12.981	DNF	51.215	3	51.639
DNS	69	Andrew PATERSON	BMW 318is	1800	G			DNS		0	

Announcements

New Track Record (57.587) for KMSC Modsports G by Adam MORRISON.

New Track Record (55.981) for KMSC Modsports F by Shaun DAVIDSON.

New Track Record (1:02.243) for KMSC Modsports J by Richard SUTHERLAND.

Margin of Victory	Avg. Speed	Best Lap Tm	Best Speed	Best Lap by
1.640	80.411	51.215	89.053	2 - Andy FORREST

Clerk of the Course**Orbits**

Sig : Time :

Chief Timekeeper : Ian Sharp (SMART Timing)

Results available at www.smart-timing.co.uk and www.speedhive.com

Printed: 07/07/2024 10:23:31





KMSC/SMRC Race meeting

KMSC Modsports

Knockhill 1.267 miles

Race 8 - 2nd Race

07/07/2024 10:00

Race (15:00 and 1 Laps) started at 10:04:46

Lap	Time of Day	Lap Tm	S1	S2	S3	S2Spd	SFSpd
(10) Mark THOMSON							
1	10:05:44.400			20.648	15.324	122.5	117.3
2	10:06:37.605	53.205	17.569	20.260	15.376	123.1	116.7
3	10:07:30.717	53.112	17.596	20.136	15.380	124.0	116.5
4	10:08:25.607	54.890	18.006	21.318	15.566	122.7	117.3
5	10:09:20.827	55.220	18.139	21.389	15.692	119.6	117.3
6	10:10:15.166	54.339	17.557	20.885	15.897	121.6	116.9
7	10:11:13.544	58.378	17.763	22.422	18.193	105.5	99.9
8	10:12:14.141	1:00.597	19.421	23.125	18.051	98.4	90.8
9	10:13:13.707	59.566	19.101	22.525	17.940	100.6	90.9
10	10:14:13.308	59.601	18.959	22.723	17.919	99.9	93.2
11	10:15:11.238	57.930	18.303	22.136	17.491	103.9	97.4
12	10:16:07.453	56.215	18.465	21.628	16.122	107.9	101.7
13	10:17:04.334	56.881	18.474	22.076	16.331	106.4	101.4
14	10:18:00.252	55.918	18.107	21.519	16.292	106.9	100.9
15	10:18:56.482	56.230	18.122	21.640	16.468	107.2	100.5
16	10:19:53.276	56.794	18.333	21.613	16.848	108.4	99.6
17	10:20:50.904	57.628	18.447	22.329	16.852	106.2	99.0

(32) Shaun DAVIDSON							
1	10:05:47.576			21.605	16.723	107.4	98.1
2	10:06:44.712	57.136	18.505	21.760	16.871	108.1	98.5
3	10:07:41.237	56.525	18.304	21.499	16.722	108.2	98.3
4	10:08:37.768	56.531	18.385	21.473	16.673	108.2	99.0
5	10:09:34.446	56.678	18.324	21.755	16.599	107.9	98.1
6	10:10:30.681	56.235	18.266	21.395	16.574	108.2	98.5
7	10:11:27.448	56.767	18.679	21.372	16.716	107.9	98.7
8	10:12:23.801	56.353	18.290	21.392	16.671	108.6	99.0
9	10:13:20.503	56.702	18.541	21.402	16.759	107.9	99.1
10	10:14:16.484	55.981	18.102	21.315	16.564	107.5	98.8
11	10:15:12.747	56.263	18.087	21.674	16.502	107.9	99.0
12	10:16:09.262	56.515	18.185	21.548	16.782	106.0	98.3
13	10:17:05.635	56.373	18.196	21.620	16.557	107.2	99.0
14	10:18:01.619	55.984	18.069	21.333	16.582	108.2	98.8
15	10:18:58.212	56.593	18.124	21.753	16.716	103.4	98.7
16	10:19:55.635	57.423	18.284	22.489	16.650	106.4	99.0
17	10:20:52.544	56.909	18.597	21.630	16.682	108.2	98.7

(86) Adam MORRISON							
1	10:05:49.866			21.532	17.081	103.9	95.1
2	10:06:47.513	57.647	18.823	21.760	17.064	103.9	94.3
3	10:07:45.246	57.733	18.815	21.710	17.208	103.4	93.7
4	10:08:42.833	57.587	18.663	21.650	17.274	103.2	94.5
5	10:09:40.846	58.013	18.623	21.747	17.643	102.9	92.8
6	10:10:39.767	58.921	19.271	21.895	17.755	100.9	90.9
7	10:11:38.686	58.919	19.113	22.100	17.706	100.9	93.5
8	10:12:37.716	59.030	19.115	22.511	17.404	99.6	94.3
9	10:13:35.951	58.235	18.792	21.929	17.514	100.9	94.1
10	10:14:34.097	58.146	18.867	21.952	17.327	102.0	93.9
11	10:15:32.620	58.523	18.746	22.492	17.285	101.1	94.5
12	10:16:30.513	57.893	18.653	21.888	17.352	101.8	95.3
13	10:17:28.760	58.247	18.771	21.970	17.506	101.1	94.8
14	10:18:27.008	58.248	18.659	22.069	17.520	101.1	93.5
15	10:19:25.842	58.834	18.775	22.335	17.724	100.9	94.7
16	10:20:24.175	58.333	18.749	21.973	17.611	102.0	94.0
17	10:21:23.370	59.195	19.142	22.311	17.742	101.2	93.1

(63) Graham ROBERTSON							
1	10:05:52.229			22.637	17.463	101.7	94.1
2	10:06:50.193	57.964	19.162	21.792	17.010	104.0	95.5
3	10:07:48.497	58.304	18.806	21.975	17.523	104.2	92.6
4	10:08:47.672	59.175	19.955	22.012	17.208	103.4	94.8
5	10:09:47.837	1:00.165	19.640	22.808	17.717	102.8	93.2
6	10:10:46.752	58.915	18.951	22.607	17.357	104.0	92.4
7	10:11:45.821	59.069	19.509	22.163	17.397	101.5	95.7
8	10:12:43.463	57.642	18.554	21.696	17.392	101.7	93.9
9	10:13:41.414	57.951	18.914	21.827	17.210	101.7	95.1
10	10:14:39.254	57.840	18.885	21.769	17.186	102.6	94.8
11	10:15:37.155	57.901	18.825	21.875	17.101	101.4	94.9
12	10:16:36.535	59.380	19.033	23.021	17.326	98.8	94.9
13	10:17:34.458	57.923	18.941	21.641	17.341	102.3	93.5
14	10:18:33.159	58.701	18.708	22.471	17.522	98.8	94.9
15	10:19:31.330	58.171	18.698	22.109	17.364	100.3	94.9

16	10:20:29.896	58.566	19.275	22.022	17.269	101.8	94.0
17	10:21:28.274	58.378	18.780	22.275	17.323	103.9	94.8
(19) Harvey GILLANDERS							
1	10:05:51.249			22.208	17.362	105.5	96.1
2	10:06:49.776	58.527	19.196	22.061	17.270	105.2	95.6
3	10:07:48.143	58.367	18.804	21.848	17.715	104.7	95.9
4	10:08:47.155	59.012	19.701	21.903	17.408	105.5	96.1
5	10:09:46.874	59.719	19.791	22.254	17.674	105.7	94.9
6	10:10:46.496	59.622	19.480	22.334	17.808	104.7	94.7
7	10:11:46.181	59.685	19.839	22.758	17.088	105.3	96.7
8	10:12:44.487	58.306	18.875	22.296	17.135	103.2	95.9
9	10:13:43.140	58.653	19.299	22.160	17.194	103.4	96.3
10	10:14:41.143	58.003	18.839	22.037	17.127	104.2	96.8
11	10:15:39.136	57.993	18.865	22.036	17.092	104.4	96.7
12	10:16:37.077	57.941	18.869	22.123	16.949	104.2	97.0
13	10:17:34.734	57.657	18.736	21.844	17.077	104.7	97.0
14	10:18:33.461	58.727	18.788	22.123	17.816	101.8	91.8
15	10:19:31.883	58.422	19.052	21.967	17.403	103.1	96.8
16	10:20:30.534	58.651	18.917	22.141	17.593	105.2	95.6
17	10:21:28.439	57.905	18.657	22.006	17.242	104.7	96.0

(3) Michael ANDERSON							
1	10:06:09.249			23.672	17.494	108.8	99.7
2	10:07:08.471	59.222	19.480	22.373	17.369	110.0	99.9
3	10:08:07.044	58.573	19.457	22.000	17.116	109.8	99.7
4	10:09:05.232	58.188	19.086	21.822	17.280	110.7	100.2
5	10:10:02.896	57.664	18.716	21.791	17.157	110.7	99.4
6	10:11:00.230	57.334	18.919	21.276	17.139	111.5	99.7
7	10:11:57.634	57.404	18.638	21.622	17.144	110.7	99.0
8	10:12:54.850	57.216	18.700	21.493	17.023	110.6	99.7
9	10:13:52.261	57.411	18.884	21.495	17.032	110.2	99.3
10	10:14:50.725	58.464	18.642	22.755	17.067	110.6	99.1
11	10:15:48.181	57.456	18.787	21.529	17.140	110.2	99.4
12	10:16:45.991	57.810	18.817	21.827	17.166	110.4	99.3
13	10:17:44.125	58.134	18.726	21.909	17.499	110.0	99.4
14	10:18:43.374	59.249	19.440	22.278	17.531	108.9	100.5
15	10:19:41.134	57.760	18.801	21.772	17.187	110.9	98.7
16	10:20:38.648	57.514	18.750	21.651	17.113	110.0	100.5
17	10:21:36.068	57.420	18.676	21.578	17.166	110.6	99.6

(333) Iain BLACKLEY							
1	10:05:49.920						91.7
2	10:06:48.825	58.905					91.8
3	10:07:47.939	59.114				17.891	92.6
4	10:08:46.992	59.053				17.562	92.2
5	10:09:46.999	1:00.007					86.1
6	10:10:48.814	1:01.815					91.2
7	10:11:47.687	58.873					92.2
8	10:12:46.583	58.896					91.4
9	10:13:46.272	59.689					91.4
10	10:14:45.504	59.232					90.8
11	10:15:45.111	59.607					91.4
12	10:16:44.489	59.378					92.3
13	10:17:44.368	59.879					93.3
14	10:18:43.701	59.333	18.968	22.652	17.713		92.3
15	10:19:42.581	58.880					92.1
16	10:20:41.760	59.179	19.266				91.9
17	10:21:40.773	59.013	19.150				91.9

(18) Richard SUTHERLAND							
1	10:05:55.814			23.443	19.176		77.6
2	10:06:58.801	1:02.987	20.459	23.479	19.049		78.2
3	10:08:01.702	1:02.901	20.339				



KMSC/SMRC Race meeting

KMSC Modsports

Knockhill 1.267 miles

Race 8 - 2nd Race

07/07/2024 10:00

Race (15:00 and 1 Laps) started at 10:04:46

Lap	Time of Day	Lap Tm	S1	S2	S3	S2Spd	SFSpd	Lap	Time of Day	Lap Tm	S1	S2	S3	S2Spd	SFSpd
14	10:19:34.183	1:03.660	20.485	23.652	19.523		77.6								
15	10:20:37.939	1:03.756	20.289	23.935	19.532		77.7								
16	10:21:41.542	1:03.603	20.275	23.547	19.781		76.8								

(217) Steven SOMERVILLE

1	10:05:56.787			23.801	19.377		76.7
2	10:07:00.050	1:03.263	20.379	23.644	19.240		77.6
3	10:08:03.374	1:03.324	20.325	23.577	19.422		77.2
4	10:09:06.654	1:03.280	20.228	23.808	19.244		78.3
5	10:10:10.109	1:03.455	20.297	23.928	19.230		77.8
6	10:11:13.234	1:03.125	20.361	23.466	19.298		77.9
7	10:12:16.392	1:03.158	20.242	23.612	19.304		77.9
8	10:13:19.685	1:03.293	20.228	23.631	19.434		77.5
9	10:14:23.370	1:03.685	20.534	23.809	19.342		78.0
10	10:15:26.633	1:03.263	20.264	23.796	19.203		78.3
11	10:16:30.533	1:03.900	20.594	23.681	19.625		78.8
12	10:17:34.305	1:03.772	20.284	23.856	19.632		78.7
13	10:18:38.325	1:04.020	20.419	23.968	19.633		77.9
14	10:19:42.655	1:04.330	20.500	23.801	20.029		78.0
15	10:20:46.997	1:04.342	20.275	23.990	20.077		77.5
16	10:21:51.927	1:04.930	20.397	24.255	20.278		74.5

(31) Natalie COWIE

1	10:05:57.924			24.564	18.427	98.3	92.9
2	10:07:04.737	1:06.813	22.515	25.566	18.732	94.3	90.0
3	10:08:09.762	1:05.025	21.696	24.744	18.585	88.5	91.9
4	10:09:12.674	1:02.912	20.965	24.022	17.925	98.1	94.0
5	10:10:15.898	1:03.224	21.312	23.801	18.111	100.2	91.6
6	10:11:18.650	1:02.752	20.853	23.651	18.248	98.5	92.8
7	10:12:22.610	1:03.960	21.214	24.131	18.615	96.6	88.1
8	10:13:27.428	1:04.818	21.563	24.219	19.036	97.7	81.4
9	10:14:31.091	1:03.663	21.441	23.850	18.372	98.0	91.6
10	10:15:35.251	1:04.160	20.852	24.781	18.527	96.7	90.2
11	10:16:40.706	1:05.455	21.336	25.094	19.025	93.7	87.6
12	10:17:45.787	1:05.081	21.260	25.185	18.636	94.1	89.6
13	10:18:50.433	1:04.646	21.302	24.670	18.674	94.7	91.4
14	10:19:54.742	1:04.309	21.192	24.399	18.718	96.3	90.7
15	10:21:00.818	1:06.076	22.024	25.008	19.044	93.1	85.2

(99) Philip WEBSTER

1	10:06:01.362			24.908	20.405		71.9
2	10:07:07.832	1:06.470	21.582	24.545	20.343		71.8
3	10:08:14.236	1:06.404	21.479	24.467	20.458		71.6
4	10:09:20.981	1:06.745	21.445	24.749	20.551		71.4
5	10:10:27.709	1:06.728	21.477	24.747	20.504		71.2
6	10:11:35.621	1:07.912	22.636	24.838	20.438		71.3
7	10:12:42.044	1:06.423	21.620	24.524	20.279		71.4
8	10:13:50.678	1:08.634	22.780	24.965	20.889		70.8
9	10:14:57.311	1:06.633	21.507	24.569	20.557		71.4
10	10:16:03.870	1:06.559	21.406	24.563	20.590		71.5
11	10:17:11.536	1:07.666	21.505	25.906	20.255		71.5
12	10:18:18.257	1:06.721	21.420	24.839	20.462		71.3
13	10:19:24.853	1:06.596	21.267	24.673	20.656		71.4
14	10:20:32.114	1:07.261	21.312	24.594	21.355		71.5
15	10:21:38.592	1:06.478	21.332	24.424	20.722		71.5

(2) Andy FORREST

1	10:05:49.584			21.216	15.710	125.0	120.3
2	10:06:41.435	51.851	17.034	19.910	14.907	126.9	120.0
3	10:07:32.650	51.215	16.693	19.619	14.903	125.9	119.4
4	10:08:24.289	51.639	16.827	20.049	14.763	126.1	117.9
5	10:09:59.666	1:35.377	26.758	37.742	30.877	45.5	32.5

Clerk of the Course

Sig : Time :

Chief Timekeeper : Ian Sharp (SMART Timing)

Results available at www.smart-timing.co.uk and www.speedhive.com

Printed: 07/07/2024 10:25:40

Orbits





KMSC/SMRC Race meeting

Lapchart

KMSC Modsports

Knockhill 1.267 miles

Race 8 - 2nd Race

07/07/2024 10:00

Race (15:00 and 1 Laps) started at 10:04:46



Competitors	Laps																
	1	2	3	4	5	6	7	8	9	10	11	12	13	14	15	16	17
Mark THOMSON (10)	1	10	10	10	2	10	10	10	10	10	10	10	10	10	10	10	10
Shaun DAVIDSON (32)	2	32	2	2	10	32	32	32	32	32	32	32	32	32	32	32	32
Andy FORREST (2)	3	2	32	32	32	86	86	86	86	86	86	86	86	86	86	86	86
Adam MORRISON (86)	4	86	86	86	86	19	19	63	63	63	63	63	63	63	63	63	63
Iain BLACKLEY (333)	5	333	333	333	333	333	63	19	19	19	19	19	19	19	19	19	19
Harvey GILLANDERS (19)	6	19	19	19	19	63	333	333	333	333	333	333	333	3	3	3	3
Graham ROBERTSON (63)	7	63	63	63	63	2	3	3	3	3	3	3	3	333	333	333	333
Richard SUTHERLAND (18)	8	18	18	18	18	3	18	18	18	18	18	18	18	18	18	18	18
Steven SOMERVILLE (217)	9	217	217	217	3	18	217	217	217	217	217	217	217	217	217	217	217
Natalie COWIE (31)	10	31	31	3	217	217	31	31	31	31	31	31	31	31	31	31	31
Philip WEBSTER (99)	11	99	99	31	31	31	99	99	99	99	99	99	99	99	99	99	99
Michael ANDERSON (3)	12	3	3	99	99	99											
-	13																

Clerk of the Course **Orbits**


Sig : **Time :**
Chief Timekeeper : Ian Sharp (SMART Timing)
Results available at www.smart-timing.co.uk and www.speedhive.com
Printed: 07/07/2024 10:26:04





KMSC/SMRC Race meeting

KMSC Modsports	Knockhill 1.267 miles
Race 15 - 3rd Race	07/07/2024 13:55
Race (15:00 and 1 Laps)	



1 x 1 Grid format

POLE POSITION

2
32 Shaun DAVIDSON
4
63 Graham ROBERTSON
6
3 Michael ANDERSON
8
18 Richard SUTHERLAND
10
31 Natalie COWIE
12
2 Andy FORREST

1
10 Mark THOMSON
3
86 Adam MORRISON
5
19 Harvey GILLANDERS
7
333 Iain BLACKLEY
9
217 Steven SOMERVILLE
11
99 Philip WEBSTER
13
69 Andrew PATERSON

1
2
3
4
5
6
7





Bulletin No. _____

KMSC/SMRC Race meeting**Sorted on Laps**

Scottish C1 Cup

Knockhill 1.267 miles

Race 9 - 1st Race

07/07/2024 10:30

Race (10 Laps) started at 10:28:37

Pos	No.	Name	Make/Model	CC	Class	Laps	Total Tm	Diff	Best Tm	In Lap	2nd Best
1	24	Ayden WILSON	Citroen C1	1000	C1	10	11:48.550		1:09.808	9	1:09.856
2	51	Murray SCOTT	Citroen C1	1000	C1N	10	11:48.608	0.058	1:09.819	9	1:10.091
3	27	James HITCHEN	Citroen C1	1000	C1	10	11:54.739	6.189	1:10.445	7	1:10.505
4	99	Dan MARTIN	Citroen C1	1000	C1	10	11:55.201	6.651	1:10.216	4	1:10.239
5	117	Marc NISBET	Citroen C1	1000	C1	10	12:00.766	12.216	1:10.870	3	1:10.986
6	70	Andrew DAVIDSON	Citroen C1	1000	C1	10	12:04.611	16.061	1:10.833	6	1:11.054
7	18	Gregor McPHADEN	Citroen C1	1000	C1N	10	12:04.840	16.290	1:11.118	3	1:11.174
8	19	Dale EDWARDS	Citroen C1	1000	C1N	10	12:10.441	21.891	1:11.711	6	1:11.796
9	9	Matthew BALDIE	Citroen C1	1000	C1N	10	12:10.643	22.093	1:11.726	7	1:11.806
10	77	James McCRACKEN	Citroen C1	1000	C1	10	12:14.231	25.681	1:11.675	10	1:11.696
11	54	Brayley SHORE	Citroen C1	1000	C1N	10	12:18.904	30.354	1:12.246	9	1:12.528
12	6	Kenneth DOCK	Citroen C1	1000	C1	10	12:19.965	31.415	1:12.696	6	1:12.698

Margin of Victory	Avg. Speed	Best Lap Tm	Best Speed	Best Lap by
0.058	64.369	1:09.808	65.334	24 - Ayden WILSON

Clerk of the Course

Orbits

Sig : Time :
 Chief Timekeeper : Ian Sharp (SMART Timing)

Results available at www.smart-timing.co.uk and www.speedhive.com

Printed: 07/07/2024 10:42:51

motor
sport
UKRACE
WITH
RESPECT



KMSC/SMRC Race meeting

Scottish C1 Cup

Knockhill 1.267 miles

Race 9 - 1st Race

07/07/2024 10:30

Race (10 Laps) started at 10:28:37

Lap	Time of Day	Lap Tm	S1	S2	S3	S2Spd	SFSpd	Lap	Time of Day	Lap Tm	S1	S2	S3	S2Spd	SFSpd	
(24) Ayden WILSON																
1	10:29:52.915			26.125	21.780	74.5	66.5	1	10:29:59.360			28.662	22.678	71.8	65.9	
2	10:31:03.824	1:10.909	22.841	26.289	21.779	74.6	66.2	2	10:31:10.534		1:11.174	22.628	26.339	22.207	76.0	65.2
3	10:32:14.297	1:10.473	22.547	26.175	21.751	74.6	66.2	3	10:32:21.652	1:11.118	22.791	26.286	22.041	75.7	66.4	
4	10:33:24.496	1:10.199	22.437	26.048	21.714	75.1	65.9	4	10:33:33.732	1:12.080	23.282	26.863	21.935	74.5	65.3	
5	10:34:34.556	1:10.060	22.419	25.895	21.746	75.2	66.1	5	10:34:45.022	1:11.290	22.712	26.587	21.991	74.4	65.0	
6	10:35:45.346	1:10.790	22.443	26.099	22.248	75.0	66.1	6	10:35:56.810	1:11.788	22.825	26.346	22.617	75.3	65.3	
7	10:36:55.284	1:09.938	22.326	25.913	21.699	74.8	66.2	7	10:37:08.477	1:11.667	22.978	26.721	21.968	74.1	65.7	
8	10:38:05.140	1:09.856	22.243	25.780	21.833	75.8	66.2	8	10:38:19.733	1:11.256	22.708	26.466	22.082	75.0	66.1	
9	10:39:14.948	1:09.808	22.283	25.884	21.641	75.6	66.5	9	10:39:31.362	1:11.629	22.858	26.484	22.287	75.6	66.3	
10	10:40:26.435	1:11.487	22.336	26.891	22.260	71.2	65.2	10	10:40:42.725	1:11.363	23.084	26.342	21.937	76.3	64.7	
(51) Murray SCOTT																
1	10:29:52.797			26.627	21.820	74.2	66.4	1	10:29:57.122			27.934	22.549		65.0	
2	10:31:03.604	1:10.807	22.691	26.311	21.805	74.2	65.9	2	10:31:08.958	1:11.836	23.074	26.719	22.043		64.9	
3	10:32:14.020	1:10.416	22.427	26.270	21.719	74.1	66.0	3	10:32:21.530	1:12.572	23.193	26.721	22.658		62.0	
4	10:33:24.187	1:10.167	22.370	26.129	21.668	74.3	65.8	4	10:33:34.784	1:13.254	23.728	27.290	22.236		63.4	
5	10:34:34.311	1:10.124	22.356	26.055	21.713	74.6	66.1	5	10:34:47.613	1:12.829	23.401	26.707	22.721		62.5	
6	10:35:44.603	1:10.292	22.411	26.198	21.683	75.5	65.6	6	10:35:59.324	1:11.711	23.186	26.497	22.028		63.7	
7	10:36:54.803	1:10.200	22.369	26.174	21.657	74.3	65.7	7	10:37:11.120	1:11.796	22.921	26.667	22.208		63.2	
8	10:38:04.894	1:10.091	22.293	25.985	21.813	75.4	66.1	8	10:38:23.051	1:11.931	23.184	26.628	22.119		63.2	
9	10:39:14.713	1:09.819	22.168	25.946	21.705	74.7	66.1	9	10:39:35.760	1:12.709	23.223	27.143	22.343		63.1	
10	10:40:26.493	1:11.780	22.430	27.018	22.332	72.8	64.1	10	10:40:48.326	1:12.566	23.433	26.863	22.270		63.1	
(27) James HITCHEN																
1	10:29:54.914			27.536	22.042	73.0	65.4	1	10:29:58.136			28.725	22.528	72.9	64.4	
2	10:31:05.858	1:10.944	22.625	26.397	21.922	72.3	65.7	2	10:31:10.880	1:12.744	23.279	26.680	22.785	74.2	63.9	
3	10:32:16.417	1:10.559	22.600	26.146	21.813	73.2	65.6	3	10:32:22.686	1:11.806	23.029	26.585	22.192	73.8	64.5	
4	10:33:27.245	1:10.828	22.560	26.181	22.087	73.3	64.8	4	10:33:35.671	1:12.985	23.204	27.434	22.347	73.7	64.5	
5	10:34:37.960	1:10.715	22.553	26.291	21.871	73.4	65.4	5	10:34:48.032	1:12.361	22.974	26.509	22.878	74.4	64.5	
6	10:35:48.465	1:10.505	22.572	26.099	21.834	73.6	66.0	6	10:35:59.860	1:11.828	23.234	26.573	22.021	73.7	65.0	
7	10:36:58.910	1:10.445	22.532	26.038	21.875	73.8	65.2	7	10:37:11.586	1:11.726	22.865	26.642	22.219	74.3	64.7	
8	10:38:09.494	1:10.584	22.622	26.000	21.962	73.8	66.6	8	10:38:23.683	1:12.097	23.189	26.747	22.161	73.9	64.7	
9	10:39:20.708	1:11.214	22.783	26.099	22.332	73.6	64.8	9	10:39:36.123	1:12.440	22.847	27.129	22.464	72.9	64.3	
10	10:40:32.624	1:11.916	23.395	26.128	22.393	73.1	64.0	10	10:40:48.528	1:12.405	23.390	26.879	22.136	73.6	64.4	
(99) Dan MARTIN																
1	10:29:56.323			28.910	22.086	73.0	66.2	1	10:30:00.562			30.914	23.085	71.8	64.6	
2	10:31:07.527	1:11.204	22.795	26.702	21.707	73.1	66.2	2	10:31:14.657	1:14.095	24.285	27.696	22.114	73.4	65.9	
3	10:32:18.004	1:10.477	22.580	26.174	21.723	73.3	65.8	3	10:32:27.820	1:13.163	23.339	27.741	22.083	73.8	65.9	
4	10:33:28.220	1:10.216	22.363	26.163	21.690	73.6	65.9	4	10:33:40.694	1:12.874	23.759	27.068	22.047	74.5	65.2	
5	10:34:38.459	1:10.239	22.444	26.160	21.635	74.6	66.2	5	10:34:52.751	1:12.057	23.340	26.757	21.960	74.6	65.0	
6	10:35:48.758	1:10.299	22.609	25.944	21.746	75.1	66.4	6	10:36:04.504	1:11.753	23.248	26.682	21.823	74.0	65.6	
7	10:36:59.202	1:10.444	22.603	26.030	21.811	75.5	65.9	7	10:37:16.200	1:11.696	23.068	26.739	21.889	74.0	65.7	
8	10:38:09.672	1:10.470	22.605	26.192	21.673	75.1	66.8	8	10:38:27.906	1:11.706	23.116	26.642	21.948	74.6	65.0	
9	10:39:20.644	1:11.972	22.907	26.092	21.973	74.9	64.6	9	10:39:40.441	1:12.535	23.539	27.041	21.955	73.5	65.7	
10	10:40:33.086	1:12.442	23.712	26.304	22.426	74.4	64.2	10	10:40:52.116	1:11.675	23.090	26.537	22.048	73.5	64.6	
(117) Marc NISBET																
1	10:29:56.351			28.443	22.368	71.7	63.7	1	10:30:00.465			29.219	23.040	69.9	64.6	
2	10:31:08.196	1:11.845	23.065	26.732	22.048	72.8	65.4	2	10:31:13.990	1:13.525	23.754	27.598	22.173	73.4	65.6	
3	10:32:19.066	1:10.870	22.685	26.207	21.978	73.3	65.5	3	10:32:27.464	1:13.474	23.548	27.832	22.094	74.0	65.7	
4	10:33:30.626	1:11.560	22.686	26.653	22.221	73.3	65.2	4	10:33:41.049	1:13.585	23.635	27.333	22.617	74.2	64.5	
5	10:34:41.995	1:11.369	22.768	26.621	21.980	72.9	64.8	5	10:34:53.584	1:12.535	23.276	27.256	22.003	73.8	65.5	
6	10:35:53.505	1:11.510	22.924	26.452	22.134	73.7	65.3	6	10:36:06.112	1:12.528	23.620	26.806	22.102	75.1	65.8	
7	10:37:05.135	1:11.630	22.744	26.862	22.024	72.3	65.5	7	10:37:18.700	1:12.588	23.201	27.253	22.134	73.3	65.6	
8	10:38:16.465	1:11.330	22.828	26.569	21.933	73.5	65.3	8	10:38:31.508	1:12.808	23.868	26.796	22.144	75.1	64.3	
9	10:39:27.665	1:11.200	22.896	26.375	21.929	73.6	65.5	9	10:39:43.754	1:12.246	23.328	26.896	22.022	73.8	65.3	
10	10:40:38.651	1:10.986	22.723	26.226	22.037	73.9	64.5	10	10:40:56.789	1:13.035	23.342	27.435	22.258	72.6	64.5	
(70) Andrew DAVIDSON																
1	10:29:57.120			28.369	22.517	70.6	64.5	1	10:30:00.112			29.357	23.065	71.2	63.2	
2	10:31:09.052	1:11.932	23.548	26.565	21.819	74.4	66.1	2	10:31:13.623	1:13.511	23.636	27.861	22.014	72.5	64.6	
3	10:32:21.503	1:12.451	23.324	26.907	22.220	74.7	65.1	3	10:32:27.178	1:13.555	23.575	27.791	22.189	72.3	64.4	
4	10:33:34.874	1:13.371	23.804	27.722	21.845	74.2	65.3	4	10:33:40.088	1:12.910	23.291	27.145	22.474	73.0	64.0	
5	10:34:46.264	1:11.390	22.932	26.530	21.928	74.1	65.3	5	10:34:53.046	1:12.958	23.241	27.348	22.369	72.8	63.8	
6	10:35:57.097	1:10.383	22.783	26.304	21.746	74.4	66.4	6	10:36:05.742	1:12.696	23.499	27.228	21.969	74.2	64.7	
7	10:37:08.893	1:11.796	23.216	26.603	21.977	74.3	66.2	7	10:37:18.440	1:12.698	23.276	27.301	22.121	73.3	64.2	
8	10:38:19.947	1:11.054	22.761	26.222	22.071	75.1	66.0	8	10:38:31.774	1:13.334	23.546	27.145	22.643	73.6	63.8	
9	10:39:31.116	1:11.169	22.885	26.346	21.938	75.6	66.2	9	10:39:44.882	1:13.108	23.619	27.351	22.138	73.7	64.3	
10	10:40:42.496	1:11.380	22.958	26.420	22.002	74.6	65.3	10	10:40:57.850	1:12.968	23.485	27.430	22.053	73.6	64.2	
(18) Gregor McPHADEN																

Clerk of the Course

Sig : _____ **Time :** _____
Chief Timekeeper : Ian Sharp (SMART Timing)
Results available at www.smart-timing.co.uk and www.speedhive.com
Printed: 07/07/2024 10:43:09

Orbits





KMSC/SMRC Race meeting

Lapchart

Scottish C1 Cup

Knockhill 1.267 miles

Race 9 - 1st Race

07/07/2024 10:30

Race (10 Laps) started at 10:28:37



Competitors	Laps										
	1	2	3	4	5	6	7	8	9	10	
Murray SCOTT (51)	1	51	51	51	51	51	51	51	51	51	24
Ayden WILSON (24)	2	24	24	24	24	24	24	24	24	24	51
James HITCHEN (27)	3	27	27	27	27	27	27	27	27	99	27
Dan MARTIN (99)	4	99	99	99	99	99	99	99	99	27	99
Marc NISBET (117)	5	117	117	117	117	117	117	117	117	117	117
Andrew DAVIDSON (70)	6	70	19	70	18	18	18	18	18	70	70
Dale EDWARDS (19)	7	19	70	19	19	70	70	70	70	18	18
Matthew BALDIE (9)	8	9	18	18	70	19	19	19	19	19	19
Gregor McPHADEN (18)	9	18	9	9	9	9	9	9	9	9	9
Kenneth DOCK (6)	10	6	6	6	6	77	77	77	77	77	77
Brayley SHORE (54)	11	54	54	54	77	6	6	6	54	54	54
James McCracken (77)	12	77	77	77	54	54	54	54	6	6	6

Clerk of the Course

Orbits

Sig : Time :

Chief Timekeeper : Ian Sharp (SMART Timing)

Results available at www.smart-timing.co.uk and www.speedhive.com

Printed: 07/07/2024 10:43:32



motor sport UK





KMSC/SMRC Race meeting

Scottish C1 Cup

Knockhill 1.267 miles

Race 17 - 2nd Race - AMENDED GRID

07/07/2024 15:15

Race (10 Laps)

AMENDED GRID - Top 6 from Race 1 reversed

POLE POSITION

2	117 Marc NISBET
4	27 James HITCHEN
6	24 Ayden WILSON
8	19 Dale EDWARDS
10	77 James McCRACKEN
12	6 Kenneth DOCK

1	70 Andrew DAVIDSON
3	99 Dan MARTIN
5	51 Murray SCOTT
7	18 Gregor McPHADEN
9	9 Matthew BALDIE
11	54 Brayley SHORE

1
2
3
4
5
6

Clerk of the Course

Orbits

Sig : Time :
Chief Timekeeper : Ian Sharp (SMART Timing)
Results available at www.smart-timing.co.uk and www.speedhive.com



**KMSC/SMRC Race meeting****Sorted on Laps**

Scottish Legends Cars Championship

Knockhill 1.267 miles

Race 10 - Heat 1b - Re-Start

07/07/2024 11:00

Race (3 Laps) started at 11:08:22

Pos	No.	Name	Make/Model	CC	Class	Laps	Total Tm	Diff	Best Tm	In Lap	2nd Best
1	8	Ben MASON	Legend Coupe	1250	L T	3	3:36.258		58.759	2	58.966
2	85	Mark BEATY	Legend Coupe	1250	L	3	3:36.553	0.295	59.090	3	59.456
3	9	Colin ATKINSON	Legend Coupe	899	L	3	3:39.824	3.566	59.938	2	1:00.727
4	26	Scott HYNDS	Legend Coupe	1250	L	3	3:39.834	3.576	1:00.410	2	1:01.027
5	24	Matthew PAPE	Legend Coupe	1250	L	3	3:41.003	4.745	59.702	3	1:00.299
6	127	Phil ROWLANDS	Legend Coupe	1250	L R	3	3:41.271	5.013	1:00.482	2	1:00.604
7	95	Maxim POPELYUSHKO	Legend Coupe	850	L	3	3:41.573	5.315	1:00.299	3	1:00.687
8	28	David ALLAN	Legend Coupe	890	L	3	3:41.803	5.545	59.572	2	1:00.057
9	12	Stephen TREHERNE	Legend Coupe	1250	Gue	3	3:41.955	5.697	59.182	3	59.565
10	10	Ross HODGSON	Legend Coupe	1300	L	3	3:42.545	6.287	59.810	3	1:00.012
11	35	Neil SHENTON	Legend Coupe	1250	L	3	3:43.328	7.070	1:00.214	3	1:01.165
12	27	Grant HUNTER	Legend Coupe	890	L R	3	3:44.043	7.785	59.584	2	1:00.286
13	86	Jon CRITCHLOW	Legend Sedan	1250	Gue	3	3:44.552	8.294	1:00.019	2	1:00.979
14	5	Christopher WALLACE	Legend Coupe	1250	L R	3	3:51.207	14.949	1:02.337	2	1:02.974
15	21	Mark MULHOLLAND	Legend Coupe	1250	L	3	3:56.171	19.913	1:03.736	2	1:03.998

Not classified

DNF	55	Stuart McANDREW	Legend Coupe	1250	L	2	2:49.841	DNF	1:03.304	2	
DNF	6	Gary ATKINSON	Legend Sedan-Van	899	L R	2	2:59.797	DNF	1:13.522	2	
DNF	16	Chris LAPIT	Legend Sedan	1250	L	2	3:06.796	DNF	1:21.956	2	
DNS	333	Bill READ	Legend Coupe	890	L			DNS		0	
DNS	77	Michael WEDDELL	Legend Coupe	1250	L R			DNS		0	
DNS	17	Billy WAIT	Legend Coupe	1250	L			DNS		0	
DNS	14	Daniel CLARK	Legend Coupe	890	L			DNS		0	
DNS	46	Brent BOWIE	Legend Coupe	1250	L			DNS		0	
DNS	15	Elby CLARK	Legend Coupe	890	L			DNS		0	
DNS	52	Stewart BLACK	Legend Coupe	1250	L			DNS		0	
DNS	53	Stuart ROBERTSON	Legend Coupe	850	L			DNS		0	
DNS	78	David HEADEN	Legend Sedan	1250	L R			DNS		0	

Announcements

RED FLAG after Leader completed 5 Laps - Race re-started over 3 Laps on new Grid

Margin of Victory	Avg. Speed	Best Lap Tm	Best Speed	Best Lap by
0.295	63.269	58.759	77.619	8 - Ben MASON

Clerk of the Course**Orbits**

Sig : Time :
 Chief Timekeeper : Ian Sharp (SMART Timing)

Results available at www.smart-timing.co.uk and www.speedhive.com

Printed: 07/07/2024 11:15:14





KMSC/SMRC Race meeting

Scottish Legends Cars Championship

Knockhill 1.267 miles

Race 10 - Heat 1b - Re-Start

07/07/2024 11:00

Race (3 Laps) started at 11:08:22

Lap	Time of Day	Lap Tm	S1	S2	S3	S2Spd	SFSpd	Lap	Time of Day	Lap Tm	S1	S2	S3	S2Spd	SFSpd
(8) Ben MASON															
1	11:10:00.891			40.178	21.675	47.7	93.9	3	11:12:18.529	1:03.998	20.500	24.518	18.980	94.0	74.9
2	11:10:59.650	58.759	18.860	22.193	17.706	97.1	91.4	1	11:10:08.895			38.525	20.410	73.4	92.9
3	11:11:58.616	58.966	19.065	22.220	17.681	96.0	91.3	2	11:11:12.199	1:03.304	20.673	24.345	18.286	93.5	89.6
(85) Mark BEATY															
1	11:10:00.365			41.141	21.778	47.5	90.7	1	11:10:08.633			38.555	20.739	76.6	92.3
2	11:10:59.821	59.456	19.263	22.287	17.906	94.8	93.2	2	11:11:22.155	1:13.522	21.582	25.901	26.039	83.4	29.7
3	11:11:58.911	59.090	19.182	22.155	17.753	98.8	92.7	(6) Gary ATKINSON							
(9) Colin ATKINSON															
1	11:10:01.517			39.922	21.873	49.7	92.1	1	11:10:07.198			38.770	21.213	79.6	91.6
2	11:11:01.455	59.938	19.226	22.613	18.099	94.7	91.6	2	11:11:29.154	1:21.956	19.230	36.181	26.545	83.6	27.4
3	11:12:02.182	1:00.727	19.700	23.087	17.940	95.3	90.1	(16) Chris LAPIT							
(26) Scott HYNDS															
1	11:10:00.755			40.344	21.847	48.4	91.2	(6) Gary ATKINSON							
2	11:11:01.165	1:00.410	19.295	23.217	17.898	94.7	89.8	1	11:10:08.633			38.555	20.739	76.6	92.3
3	11:12:02.192	1:01.027	19.592	23.522	17.913	93.2	89.4	2	11:11:22.155	1:13.522	21.582	25.901	26.039	83.4	29.7
(24) Matthew PAPE															
1	11:10:03.360			40.020	21.709	53.6	92.2	(16) Chris LAPIT							
2	11:11:03.659	1:00.299	19.225	23.150	17.924	94.9	91.3	1	11:10:07.198			38.770	21.213	79.6	91.6
3	11:12:03.361	59.702	19.594	22.425	17.683	98.5	90.7	2	11:11:29.154	1:21.956	19.230	36.181	26.545	83.6	27.4
(127) Phil ROWLANDS															
1	11:10:02.543			40.133	21.852		89.4	(16) Chris LAPIT							
2	11:11:03.025	1:00.482	19.445	22.895	18.142		88.3	1	11:10:02.543			40.133	21.852		89.4
3	11:12:03.629	1:00.604	19.621	22.920	18.063		90.6	2	11:11:03.025	1:00.482	19.445	22.895	18.142	88.3	
(95) Maxim POPELYUSHKO															
1	11:10:02.945			40.039	21.775	53.3	91.2	(16) Chris LAPIT							
2	11:11:03.632	1:00.687	19.530	23.428	17.729	96.8	91.4	1	11:10:02.945			40.039	21.775	53.3	91.2
3	11:12:03.931	1:00.299	19.845	22.854	17.600	96.4	91.8	2	11:11:03.632	1:00.687	19.530	23.428	17.729	96.8	91.4
(28) David ALLAN															
1	11:10:04.532			39.371	21.776		94.0	(16) Chris LAPIT							
2	11:11:04.104	59.572	19.106	22.350	18.116		92.6	1	11:10:04.532			39.371	21.776		94.0
3	11:12:04.161	1:00.057	19.777	22.847	17.433	98.4	93.9	2	11:11:04.104	59.572	19.106	22.350	18.116	92.6	
(12) Stephen TREHERNE															
1	11:10:05.566			38.593	22.023	57.5	93.2	(16) Chris LAPIT							
2	11:11:05.131	59.565	19.039	22.661	17.865	97.8	92.3	1	11:10:05.566			38.593	22.023	57.5	93.2
3	11:12:04.313	59.182	19.103	22.591	17.488	99.1	93.7	2	11:11:05.131	59.565	19.039	22.661	17.865	97.8	92.3
(10) Ross HODGSON															
1	11:10:05.081			38.826	21.926	54.2	91.7	(16) Chris LAPIT							
2	11:11:05.093	1:00.012	19.243	22.869	17.900	97.7	90.8	1	11:10:05.081			38.826	21.926	54.2	91.7
3	11:12:04.903	59.810	19.557	22.576	17.677	98.4	91.4	2	11:11:05.093	1:00.012	19.243	22.869	17.900	97.7	90.8
(35) Neil SHENTON															
1	11:10:04.307			39.482	22.043	54.1	91.8	(16) Chris LAPIT							
2	11:11:05.472	1:01.165	19.705	23.353	18.107	93.5	91.2	1	11:10:04.307			39.482	22.043	54.1	91.8
3	11:12:05.686	1:00.214	19.590	22.800	17.824	96.3	90.1	2	11:11:05.472	1:01.165	19.705	23.353	18.107	93.5	91.2
(27) Grant HUNTER															
1	11:10:06.531			38.954	21.538	71.5	93.1	(16) Chris LAPIT							
2	11:11:06.115	59.584	19.233	22.657	17.694	98.8	94.5	1	11:10:06.531			38.954	21.538	71.5	93.1
3	11:12:06.401	1:00.286	19.844	22.677	17.765	99.9	93.2	2	11:11:06.115	59.584	19.233	22.657	17.694	98.8	94.5
(86) Jon CRITCHLOW															
1	11:10:05.912			39.079	21.503	68.7	92.3	(16) Chris LAPIT							
2	11:11:05.931	1:00.019	19.258	22.931	17.830	97.0	92.1	1	11:10:05.912			39.079	21.503	68.7	92.3
3	11:12:06.910	1:00.979	19.775	22.759	18.445	97.4	90.8	2	11:11:05.931	1:00.019	19.258	22.931	17.830	97.0	92.1
(5) Christopher WALLACE															
1	11:10:08.254			39.069	21.152	77.4	88.6	(16) Chris LAPIT							
2	11:11:10.591	1:02.337	19.861	23.945	18.531	92.1	88.9	1	11:10:08.254			39.069	21.152	77.4	88.6
3	11:12:13.565	1:02.974	20.719	23.645	18.610	94.5	88.4	2	11:11:10.591	1:02.337	19.861	23.945	18.531	92.1	88.9
(21) Mark MULHOLLAND															
1	11:10:10.795			36.624	20.129	77.9	89.5	(16) Chris LAPIT							
2	11:11:14.531	1:03.736	20.521	24.623	18.592	90.2	90.1	1	11:10:10.795			36.624	20.129	77.9	89.5

Clerk of the Course

Orbits

Sig : Time :
 Chief Timekeeper : Ian Sharp (SMART Timing)
 Results available at www.smart-timing.co.uk and www.speedhive.com



motor sport UK

RACE WITH RESPECT



KMSC/SMRC Race meeting

Lapchart

Scottish Legends Cars Championship

Knockhill 1.267 miles

Race 10 - Heat 1b - Re-Start

07/07/2024 11:00

Race (3 Laps) started at 11:08:22



Competitors	Laps		
	1	2	3
Mark BEATY (85)	85	8	8
Scott HYNDS (26)	26	85	85
Ben MASON (8)	8	26	9
Colin ATKINSON (9)	9	9	26
Phil ROWLANDS (127)	127	127	24
Maxim POPELYUSHKO (95)	95	95	127
Matthew PAPE (24)	24	24	95
Neil SHENTON (35)	35	28	28
David ALLAN (28)	28	10	12
Ross HODGSON (10)	10	12	10
Stephen TREHERNE (12)	12	35	35
Jon CRITCHLOW (86)	86	86	27
Grant HUNTER (27)	27	27	86
Chris LAPIT (16)	16	5	5
Christopher WALLACE (5)	5	55	21
Gary ATKINSON (6)	6	21	
Stuart McANDREW (55)	55	6	
Mark MULHOLLAND (21)	21	16	
-	19		
-	20		
-	21		
-	22		
-	23		
-	24		
-	25		
-	26		
-	27		

Clerk of the Course

Orbits

Sig : Time :

Chief Timekeeper : Ian Sharp (SMART Timing)

Results available at www.smart-timing.co.uk and www.speedhive.com

Printed: 07/07/2024 11:16:06



KMSC/SMRC Race meeting

Sorted on Laps

British Superkart Championship

Knockhill 1.267 miles

Race 11 - 2nd Race

07/07/2024 11:15

Race (12:00 Time) started at 11:29:49

Pos	No.	Name	Make/Model	CC	Class	Laps	Total Tm	Diff	Best Tm	In Lap	2nd Best
1	GP	Lee HARPHAM	MS Kart/Harvey VM	250	Div1	9	9:04.424		48.385	8	48.425
2	2	Liam MORLEY	Anderson/VM	250	Div1	9	9:04.618	0.194	48.295	8	48.564
3	84	Matt ROBINSON	Anderson/Redspeed VM	250	Div1	9	9:06.193	1.769	48.231	8	48.485
4	87	Jack TRITTON	MS Kart/Harvey VM	250	Div1	9	9:09.342	4.918	48.309	7	48.650
5	3	Carl HULME	Anderson/VM	250	Div1	9	9:14.344	9.920	49.627	7	49.748
6	42	Tom RILEY	Anderson/VM	250	Div1	9	9:20.847	16.423	50.236	7	50.619
7	S1	Paul PLATT	PVP/Gas Gas	250	F250	9	9:22.642	18.218	51.279	8	51.357
8	101	Lee PLAIN	Anderson/DEA	250	F250	9	9:23.009	18.585	51.127	9	51.181
9	15	Luke CLEMSON	Anderson/Redspeed VM	250	Div1	9	9:23.268	18.844	50.564	8	50.801
10	9	Paul VON GERARD	Jade/IAME	250	Div1	9	9:25.340	20.916	51.297	9	51.349
11	35	Sam HEMPSHALL	Anderson/THR	250	F250	9	9:26.974	22.550	51.774	9	51.899
12	68	Mark EDWARDS	Anderson/Harvey VM	250	Div1	9	9:27.395	22.971	50.807	7	50.990
13	103	Kirk CATTERMOLE	Raider/ CAT TM	250	F250	9	9:28.403	23.979	51.910	9	52.139
14	18	Andy WAITE	PVP/FPE	250	Div1	9	9:31.323	26.899	51.351	9	52.375
15	49	Michael PARR	Anderson/Vipert SK	250	F250	9	9:33.576	29.152	52.439	8	52.464
16	107	Aaron POWELL	Anderson/Honda	250	F250	9	9:39.158	34.734	53.443	6	53.800
17	143	John READER	Anderson/Honda	250	F250	9	9:39.571	35.147	53.027	9	53.108
18	SC4	Ollie HOLMES	Anderson AK/TMR1	125	F125	9	9:41.219	36.795	53.654	9	53.660
19	161	Richard CONNICK	Jade/Honda	250	F250	9	9:42.820	38.396	53.964	9	54.160
20	69	Kosta KYRITSIS	Anderson AK/TMR1	125	F125	9	9:47.109	42.685	54.940	6	55.006
21	61	Steve SOCKI	CFDL Anderson/VM	250	Div1	9	9:48.590	44.166	54.764	9	54.923
22	34	Daniel JERRED	Anderson/Honda	250	F250	8	8:56.687	1 Lap	55.268	8	55.840
23	114	Carl HOPKINS	Anderson AK/TMR1	125	F125	8	8:57.980	1 Lap	55.831	8	56.413
24	99	Aston BAKER	Anderson/TM	125	F125	8	9:05.081	1 Lap	57.735	7	57.835
25	62	Andy POWELL	PVP/FPE	250	Div1	8	9:13.842	1 Lap	59.113	6	59.609
26	98	Marty BAKER	Anderson/TM	125	F125	8	9:14.433	1 Lap	59.472	5	59.490
27	97	Toby VINCENT	Anderson/TM	125	F125	8	9:14.726	1 Lap	58.575	5	59.252
Not classified (from pos 28)											
	24	Tom RUSHFORTH	Spyda/VM	250	Div1	9	9:09.597	5.173	48.801	7	48.940
DNF	56	Michael GOFF	Anderson/VM	250	Div1	5	6:00.209	DNF	53.135	5	57.783
DNF	50	John BUSBY	Anderson/DEA	250	F250		4.040	DNF		0	

Announcements

New Track Record (48.309) for Superkart Division 1 by Jack TRITTON.
RED FLAG after Leader completed 10 Laps - Result declared at 9 Laps
Kart No.24 - Not classified - Not moving under own power at time of Red Flag

Margin of Victory	Avg. Speed	Best Lap Tm	Best Speed	Best Lap by
0.194	75.396	48.231	94.562	84 - Matt ROBINSON

Clerk of the Course

Sig : Time :
Chief Timekeeper : Ian Sharp (SMART Timing)
Results available at www.smart-timing.co.uk and www.speedhive.com

Printed: 07/07/2024 11:54:42



motor
sport
UK



Orbits

KMSC/SMRC Race meeting

British Superkart Championship

Knockhill 1.267 miles

Race 11 - 2nd Race

07/07/2024 11:15

Race (12:00 Time) started at 11:29:49

Lap	Time of Day	Lap Tm	S1	S2	S3	S2Spd	SFSpd	Lap	Time of Day	Lap Tm	S1	S2	S3	S2Spd	SFSpd
(GP) Lee HARPHAM															
1	11:30:43.999	53.611			14.595		112.0	7	11:37:29.536	51.459	16.531	19.328	15.600	106.2	101.1
2	11:31:50.657	1:06.658	15.823	26.830	24.005		61.3	8	11:38:20.815	51.279	16.650	19.186	15.443	107.5	101.1
3	11:33:27.644	1:36.987	32.901	38.674	25.412		58.7	9	11:39:12.172	51.357	16.568	19.361	15.428	106.5	100.8
4	11:34:50.727	1:23.083	28.599	33.054	21.430		113.0	(101) Lee PLAIN							
5	11:35:39.681	48.954			14.584		113.7	1	11:30:48.892	57.789	21.268	20.714	15.807	106.2	102.0
6	11:36:28.172	48.491			14.510		113.0	2	11:31:55.126	1:06.234	16.754	24.589	24.891	62.8	57.4
7	11:37:16.597	48.425			14.493		112.6	3	11:33:31.465	1:36.339	32.214	39.557	24.568	59.5	74.4
8	11:38:04.982	48.385	15.595	18.326	14.464		113.4	4	11:34:54.236	1:22.771	28.804	32.202	21.765	56.0	102.3
9	11:38:53.954	48.972			14.726		112.2	5	11:35:46.876	52.640	16.666	19.968	16.006	104.9	102.5
(2) Liam MORLEY															
1	11:30:43.528	53.179	19.486	18.907	14.786	117.1	110.9	6	11:36:38.421	51.545	16.553	19.697	15.295	106.2	103.9
2	11:31:50.330	1:06.802	16.261	26.498	24.043	64.4	60.2	7	11:37:30.231	51.810	16.999	19.454	15.357	105.8	102.9
3	11:33:27.441	1:37.111	33.019	38.480	25.612	56.3	58.3	8	11:38:21.412	51.181	16.404	19.497	15.280	106.7	102.8
4	11:34:50.493	1:23.052	28.568	33.047	21.437	48.3	110.7	9	11:39:12.539	51.127	16.366	19.450	15.311	107.0	102.3
5	11:35:39.747	49.254	15.795	18.687	14.772	116.7	113.7	(15) Luke CLEMSON							
6	11:36:28.542	48.795	15.814	18.512	14.469	118.6	113.2	1	11:30:50.661	58.186	20.706	21.706	15.774	110.7	107.7
7	11:37:17.106	48.564	15.557	18.466	14.541	116.7	112.6	2	11:31:58.331	1:07.670	18.708	25.023	23.939	72.9	51.9
8	11:38:05.401	48.295	15.440	18.309	14.546	119.2	113.2	3	11:33:35.994	1:37.663	33.129	39.633	24.901	46.8	62.5
9	11:38:54.148	48.747	15.642	18.435	14.670	119.0	112.4	4	11:34:57.217	1:21.223	27.490	32.593	21.140	55.0	106.5
(84) Matt ROBINSON															
1	11:30:44.093	53.470	19.583	18.968	14.919		110.6	5	11:35:49.256	52.039	16.771	20.049	15.219	111.8	107.0
2	11:31:51.129	1:07.036	16.048	26.979	24.009		59.6	6	11:36:40.438	51.182	16.481	19.600	15.101	112.8	106.7
3	11:33:28.378	1:37.249	32.819	38.878	25.552		67.6	7	11:37:31.433	50.995	16.571	19.237	15.187	111.7	107.0
4	11:34:51.241	1:22.863	28.686	32.579	21.598		109.3	8	11:38:21.997	50.564	16.154	19.016	15.394	112.8	105.3
5	11:35:40.775	49.534	16.160	18.703	14.671		110.4	9	11:39:12.798	50.801	16.237	19.243	15.321	112.8	107.7
6	11:36:29.260	48.485	15.571	18.390	14.524		109.8	(9) Paul VON GERARD							
7	11:37:17.805	48.545	15.575	18.369	14.601		109.5	1	11:30:50.134	57.860	20.481	21.471	15.908		107.5
8	11:38:06.036	48.231	15.444	18.205	14.582		109.8	2	11:31:57.153	1:07.019	18.172	24.467	24.380	71.1	57.4
9	11:38:55.723	49.687	16.332	18.459	14.896		109.5	3	11:33:34.152	1:36.999	32.944	39.009	25.046	53.5	72.6
(87) Jack TRITTON															
1	11:30:46.637	56.044	20.651	20.165	15.228		109.5	4	11:34:56.197	1:22.045	28.240	32.149	21.656		104.4
2	11:31:52.963	1:06.326	15.916	25.891	24.519		63.5	5	11:35:48.662	52.465	17.274	19.730	15.461	115.7	108.9
3	11:33:29.258	1:36.295	32.673	38.592	25.030		66.6	6	11:36:40.780	52.118	16.965	19.617	15.536		107.9
4	11:34:52.669	1:23.411	29.114	32.474	21.823	52.2	109.7	7	11:37:32.129	51.349	16.758	19.460	15.131		108.1
5	11:35:42.272	49.603	15.978	18.688	14.937		112.0	8	11:38:23.573	51.444	16.608	19.459	15.377	113.5	107.2
6	11:36:31.448	49.176	15.781	18.587	14.808		112.8	9	11:39:14.870	51.297	16.780	19.413	15.104		107.5
7	11:37:19.757	48.309	15.423	18.272	14.614		113.4	(35) Sam HEMPSHALL							
8	11:38:08.407	48.650	15.555	18.439	14.656		113.2	1	11:30:49.850	57.744	20.815	21.186	15.743		103.1
9	11:38:58.872	50.465	15.902	19.783	14.780		110.6	2	11:31:56.795	1:06.945	17.115	24.961	24.869		56.8
(3) Carl HULME															
1	11:30:46.618	55.292	20.247	19.755	15.290		111.8	3	11:33:33.694	1:36.899	32.548	39.224	25.127		69.5
2	11:31:53.539	1:06.921	16.633	25.790	24.498		61.2	4	11:34:55.377	1:21.683	28.282	32.150	21.251		102.3
3	11:33:30.287	1:36.748	32.638	38.885	25.225		67.4	5	11:35:48.195	52.818	17.381	19.813	15.624		104.7
4	11:34:53.148	1:22.861	28.945	31.959	21.957	51.7	110.7	6	11:36:40.094	51.899	16.775	19.755	15.369		103.9
5	11:35:43.723	50.575	16.552	19.057	14.966		112.4	7	11:37:32.564	52.470	17.139	19.450	15.881		101.7
6	11:36:33.471	49.748	16.115	18.783	14.850		111.8	8	11:38:24.730	52.166	16.901	19.609	15.656		101.8
7	11:37:23.098	49.627	15.992	18.832	14.803		116.3	9	11:39:16.504	51.774	16.658	19.501	15.615		100.6
8	11:38:13.674	50.576	16.676	18.970	14.930		109.3	(68) Mark EDWARDS							
9	11:39:03.874	50.200	16.305	19.012	14.883	116.5	112.0	1	11:30:48.156	56.469	20.460	20.582	15.427		109.7
(42) Tom RILEY															
1	11:30:50.263	57.891	20.500	21.454	15.937	112.8	110.6	2	11:31:53.953	1:05.797	17.043	24.281	24.473		63.4
2	11:31:57.464	1:07.201	18.344	24.746	24.111	72.6	54.9	3	11:33:30.685	1:36.732	32.627	39.035	25.070		67.1
3	11:33:34.553	1:37.089	33.014	39.162	24.913		69.3	4	11:34:53.603	1:22.918	28.956	31.974	21.988		109.8
4	11:34:56.301	1:21.748	28.233	32.098	21.417	57.0	107.9	5	11:35:46.425	52.822	17.000	20.043	15.779		110.0
5	11:35:48.171	51.870	16.573	19.995	15.302	113.0	108.9	6	11:36:37.415	50.990	16.344	19.480	15.166		111.1
6	11:36:38.790	50.619	16.273	19.360	14.986		110.6	7	11:37:28.222	50.807	16.446	19.400	14.961		111.8
7	11:37:29.026	50.236	16.203	18.983	15.050	116.7	109.3	8	11:38:19.227	51.005	16.631	19.257	15.117		111.1
8	11:38:19.708	50.682	16.295	19.112	15.275	114.9	109.1	9	11:39:16.925	57.698	17.015	25.088	15.595		109.1
9	11:39:10.377	50.669	16.393	19.025	15.251	116.1	107.4	(103) Kirk CATTERMOLE							
(S1) Paul PLATT															
1	11:30:48.895	57.285	21.121	20.512	15.652	106.5	99.9	1	11:30:49.612	58.293	21.234	21.112	15.947	104.7	100.0
2	11:31:55.662	1:06.767	17.032	24.812	24.923	64.2	52.7	2	11:31:55.952	1:06.340	17.031	24.566	24.743	62.4	53.7
3	11:33:32.187	1:36.525	31.977	39.586	24.962	58.1	73.4	3	11:33:32.522	1:36.570	32.184	39.557	24.829	54.2	78.0
4	11:34:54.468	1:22.281	28.420	32.360	21.501	61.2	102.5	4	11:34:55.397	1:22.875	29.138	31.893	21.844		98.0
5	11:35:46.459	51.991	16.756	19.684	15.551	107.7	100.9	5	11:35:48.217	52.820	17.103	19.982	15.735		100.0
6	11:36:38.077	51.618	16.582	19.679	15.357	106									

KMSC/SMRC Race meeting

British Superkart Championship

Knockhill 1.267 miles

Race 11 - 2nd Race

07/07/2024 11:15

Race (12:00 Time) started at 11:29:49

Lap	Time of Day	Lap Tm	S1	S2	S3	S2Spd	SFSpd	Lap	Time of Day	Lap Tm	S1	S2	S3	S2Spd	SFSpd
4	11:34:51.528	1:22.756	28.869	32.544	21.343	57.6	110.6								
5	11:35:41.314	49.786	16.208	18.828	14.750	116.7	111.8								
6	11:36:30.254	48.940	15.662	18.517	14.761	114.9	111.3								
7	11:37:19.055	48.801	15.677	18.441	14.683	116.5	111.7								
8	11:38:08.138	49.083	15.871	18.521	14.691	116.3	111.5								
9	11:38:59.127	50.989	15.965	20.247	14.777	115.9	111.1								

(56) Michael GOFF

1	11:30:50.562	57.783			16.125		107.4								
2	11:31:58.068	1:07.506	18.707	24.678	24.121		52.1								
3	11:33:35.688	1:37.620	32.884	39.304	25.432		62.5								
4	11:34:56.604	1:20.916	27.398	32.535	20.983		109.8								
5	11:35:49.739	53.135													

Clerk of the Course **Orbits**

Sig : Time :
 Chief Timekeeper : Ian Sharp (SMART Timing)
 Results available at www.smart-timing.co.uk and www.speedhive.com
 Printed: 07/07/2024 11:55:10



KMSC/SMRC Race meeting

Lapchart

British Superkart Championship

Knockhill 1.267 miles

Race 11 - 2nd Race

07/07/2024 11:15

Race (12:00 Time) started at 11:29:49

Competitors	Laps										
	0	1	2	3	4	5	6	7	8	9	
Liam MORLEY (2)	1	2	2	2	2	2	GP	GP	GP	GP	GP
Lee HARPAM (GP)	2	GP	GP	GP	GP	GP	2	2	2	2	2
Jack TRITTON (87)	3	87	84	84	84	84	84	84	84	84	84
Matt ROBINSON (84)	4	84	24	24	24	24	24	24	24	24	87
Tom RUSHFORTH (24)	5	24	3	87	87	87	87	87	87	87	24
Lee PLAIN (101)	6	101	87	3	3	3	3	3	3	3	3
Kirk CATTERMOLE (103)	7	103	68	68	68	68	68	68	68	68	42
Carl HULME (3)	8	3	101	101	101	101	S1	S1	42	42	S1
Paul PLATT (S1)	9	S1	S1	S1	S1	S1	101	101	S1	S1	101
Mark EDWARDS (68)	10	68	103	103	103	35	42	42	101	101	15
Andy WAITE (18)	11	18	35	35	35	103	35	35	15	15	9
Sam HEMPSHALL (35)	12	35	9	9	9	9	103	15	9	9	35
Paul VON GERARD (9)	13	9	42	42	42	42	9	9	35	35	68
Tom RILEY (42)	14	42	56	56	56	56	15	103	103	103	103
Luke CLEMSON (15)	15	15	15	15	15	15	56	18	18	18	18
John READER (143)	16	143	49	49	49	49	18	49	49	49	49
Michael GOFF (56)	17	56	107	18	18	18	18	49	107	107	107
Aaron POWELL (107)	18	107	18	107	107	107	107	107	143	143	143
Michael PARR (49)	19	49	161	161	161	161	143	SC4	SC4	SC4	SC4
Ollie HOLMES (SC4)	20	SC4	SC4	SC4	SC4	SC4	161	161	161	161	161
Carl HOPKINS (114)	21	114	143	143	143	143	SC4	69	69	69	69
Richard CONNICK (161)	22	161	69	69	69	69	69	61	61	61	61
Kosta KYRITSIS (69)	23	69	114	114	114	34	34	34	34	34	34
John BUSBY (50)	24	50	34	34	34	114	61	114	114	114	114
Andy POWELL (62)	25	62	99	99	99	61	114	99	99	99	99
Steve SOCKI (61)	26	61	61	61	61	99	99	62	62	62	62
Daniel JERRED (34)	27	34	62	62	62	62	62	98	98	98	98
Toby VINCENT (97)	28	97	98	98	98	98	98	97	97	97	97
Aston BAKER (99)	29	99	97	97	97	97	97				
Marty BAKER (98)	30	98									

Clerk of the Course

Orbits

Sig : _____ **Time :** _____
Chief Timekeeper : Ian Sharp (SMART Timing)
Results available at www.smart-timing.co.uk and www.speedhive.com
Printed: 07/07/2024 11:55:35



KMSC/SMRC Race meeting

British Superkart Championship

Knockhill 1.267 miles

Race 18 - 3rd Race

07/07/2024 15:40

Race (12:00 Time)

AMENDED GRID - No.24 - Re-classified

POLE POSITION

2	1	1
2 Liam MORLEY 48.295	84 Matt ROBINSON 48.231	1
4	3	2
GP Lee HARPHAM 48.385	87 Jack TRITTON 48.309	
6	5	3
3 Carl HULME 49.627	24 Tom RUSHFORTH 48.801	
8	7	4
15 Luke CLEMSON 50.564	42 Tom RILEY 50.236	
10	9	5
101 Lee PLAIN 51.127	68 Mark EDWARDS 50.807	
12	11	6
9 Paul VON GERARD 51.297	S1 Paul PLATT 51.279	
14	13	7
35 Sam HEMPSHALL 51.774	18 Andy WAITE 51.351	
16	15	8
49 Michael PARR 52.439	103 Kirk CATTERMOLE 51.910	
18	17	9
56 Michael GOFF 53.135	143 John READER 53.027	
20	19	10
SC4 Ollie HOLMES 53.654	107 Aaron POWELL 53.443	

Clerk of the Course

Orbits

Sig : Time :
Chief Timekeeper : Ian Sharp (SMART Timing)
Results available at www.smart-timing.co.uk and www.speedhive.com



KMSC/SMRC Race meeting


British Superkart Championship

Knockhill 1.267 miles

Race 18 - 3rd Race

07/07/2024 15:40

Race (12:00 Time)



22

61 Steve SOCKI 54.764

21

161 Richard CONNICK 53.964

11

24

34 Daniel JERRED 55.268

23

69 Kosta KYRITSIS 54.940

12

26

99 Aston BAKER 57.735

25

114 Carl HOPKINS 55.831

13

28

62 Andy POWELL 59.113

27

97 Toby VINCENT 58.575

14

30

50 John BUSBY

29

98 Marty BAKER 59.472

15

**KMSC/SMRC Race meeting****Sorted on best lap time**

Super Lap Scotland

Knockhill 1.267 miles

Practice

07/07/2024 11:35

Practice (20:00 Time) started at 11:50:02

Pos	No.	Name	Make/Model	CC	Class	Laps	Best Tm	Diff	Best Speed	2nd Best
1	93	Michael OSBORNE Jnr	Mitsubishi Evo6	1998	P	9	53.130		85.843	53.346
2	77	Ian BONTHRONE	BMW M4	3000	D	8	55.535	2.405	82.126	55.748
3	35	Stephen HENDERSON	BMW M2 Competition	3000	D	13	56.999	3.869	80.016	57.071
4	7	Steven ARKLEY	Westfield Megabus	1440	B	8	58.012	4.882	78.619	58.420
5	48	Rab JOBSON	Audi S3	2000	E	12	58.022	4.892	78.605	58.168
6	15	Sean ROBERTSON	Mini Cooper S	1600	E	12	1:00.174	7.044	75.794	1:00.613
7	23	Andrew COWIE	Subaru Impreza	2100	E	11	1:01.911	8.781	73.668	1:02.137
8	33	Brian VERBARG	Honda EP3	2000	C	8	1:02.118	8.988	73.422	1:03.739
9	392	Phillip TAYLOR	Renault Clio	2000	F	11	1:03.221	10.091	72.141	1:03.439
10	217	Steven SOMERVILLE	BMW Compact	1800	Gue	18	1:03.336	10.206	72.010	1:03.409
11	12	James CORCORAN	Caterham 7 Megagrad	1588	D	12	1:03.427	10.297	71.907	1:03.688
12	17	Marc THOMSON	Mini Cooper S R53	1600S	F	11	1:03.821	10.691	71.463	1:04.401
13	29	Carl WALKER	Renault Clio 172	2000	F	11	1:04.581	11.451	70.622	1:04.707
14	5	Alex MILNE	Renault Megane R26	1995	E	5	1:04.783	11.653	70.402	1:05.211
15	56	Andrew FAHEY	Renault Megane	2000	F	9	1:06.142	13.012	68.955	1:07.373
16	6	Martin HUTTON	Peugeot 106	1124	G	3	1:09.246	16.116	65.864	1:24.540

Clerk of the Course

Orbits

Sig : Time :

Chief Timekeeper : Ian Sharp (SMART Timing)

Results available at www.smart-timing.co.uk and www.speedhive.com

Printed: 07/07/2024 12:12:32

**RACE WITH RESPECT**



KMSC/SMRC Race meeting

Super Lap Scotland

Knockhill 1.267 miles

Practice

07/07/2024 11:35

Practice (20:00 Time) started at 11:50:02

Lap	Time of Day	Lap Tm	S1	S2	S3	S2Spd	SFSpd	Lap	Time of Day	Lap Tm	S1	S2	S3	S2Spd	SFSpd
3	11:53:30.252	1:06.805	20.807	25.418	20.580	83.7	82.2								
4	11:54:35.525	1:05.273	21.619	24.096	19.558	88.0	74.8								
5	11:55:40.641	1:05.116	20.910	24.460	19.746	79.0	80.9								
6	11:57:15.150	1:34.509	22.564	41.936	30.009	45.7	52.2								
7	11:58:31.954	1:16.804	28.339	28.922	19.543	87.0	81.6								
8	11:59:36.377	1:04.423	20.218	24.494	19.711	88.9	79.9								
9	12:00:41.175	1:04.798	21.170	24.050	19.578	89.0	79.3								
10	12:01:45.576	1:04.401	21.074	23.777	19.550	90.2	80.3								
11	12:03:10.238	1:24.662	23.539	33.523	27.600	66.9	29.0								

(29) Carl WALKER

1	11:51:09.676		25.534	19.941	86.1	81.0	
2	11:52:15.012	1:05.336	21.077	24.620	19.639	87.6	80.8
3	11:53:20.500	1:05.488	21.217	24.582	19.689	87.5	80.1
4	11:54:37.741	1:17.241	25.071	30.458	21.712	56.1	81.7
5	11:55:51.957	1:14.216	22.264	30.255	21.697	52.6	82.3
6	11:57:11.160	1:19.203	24.151	34.446	20.606	80.8	82.3
7	11:58:15.867	1:04.707	21.063	24.306	19.338	88.1	82.2
8	11:59:20.448	1:04.581	20.833	24.318	19.430	86.9	82.3
9	12:00:25.572	1:05.124	20.847	24.478	19.799	87.0	82.5
10	12:01:33.192	1:07.620	20.945	24.433	22.242	86.3	59.2
11	12:02:51.529	1:18.337	24.345	27.488	26.504	72.5	30.2

(5) Alex MILNE

1	11:51:24.020		26.821	24.529	84.3	85.6	
2	11:52:32.875	1:08.855	22.306	27.113	19.436	93.1	84.4
3	11:53:38.086	1:05.211	21.156	24.897	19.158	92.8	86.8
4	11:54:42.869	1:04.783	21.129	24.801	18.853	91.9	87.2
5	11:55:52.509	1:09.640	21.314	26.994	21.332	91.7	39.7

(56) Andrew FAHEY

1	11:51:48.674		31.424	22.461	71.5	79.6	
2	11:53:07.580	1:18.906	22.800	28.283	27.823	78.7	53.8
3	11:54:26.284	1:18.704	25.975	31.689	21.040	79.4	80.1
4	11:55:33.683	1:07.399	22.291	25.452	19.656	89.5	81.7
5	11:56:41.056	1:07.373	22.220	25.487	19.666	89.7	82.2
6	11:58:02.341	1:21.285	25.404	28.176	27.705	89.6	44.5
7	11:59:23.926	1:21.585	26.551	33.438	21.596	71.4	84.0
8	12:00:30.068	1:06.142	21.421	25.186	19.535	90.3	85.3
9	12:01:55.695	1:25.627	25.531	31.903	28.193	65.8	24.3

(6) Martin HUTTON

1	11:51:31.504		29.417	22.492	73.4	74.1	
2	11:52:40.750	1:09.246	22.805	25.453	20.988	82.8	70.6
3	11:54:05.290	1:24.540	25.334	30.458	28.748	64.6	27.2

Clerk of the Course

Orbits

Sig : Time :
 Chief Timekeeper : Ian Sharp (SMART Timing)
 Results available at www.smart-timing.co.uk and www.speedhive.com
 Printed: 07/07/2024 12:12:58





Bulletin No. _____

KMSC/SMRC Race meeting**Sorted on Laps****Scottish Classic Sports & Saloon Championship****Knockhill 1.267 miles****Race 12 - 1st Race****07/07/2024 12:05****Race (12 Laps) started at 12:19:36**

Pos	No.	Name	Make/Model	CC	Class	Laps	Total Tm	Diff	Best Tm	In Lap	2nd Best
1	78	Andrew GRAHAM	Triumph TR8	3500	CE	12	12:46.393		1:02.391	11	1:02.747
2	63	John KINMOND	Rover SD1	3500	CE	12	13:04.370	17.977	1:03.446	7	1:04.320
3	64	Adam KINMOND	Rover Vitesse	3500	CI	12	13:17.345	30.952	1:04.837	4	1:05.322
4	51	Ewan ANDERSON	MGB GT	3500	CE	12	13:51.012	1:04.619	1:06.926	12	1:07.032
5	55	Colin CALDER	Ginetta G4	1600	CI	12	13:52.002	1:05.609	1:07.510	11	1:07.511
6	91	Craig HOUSTON	Lotus Excel	2174	CB	12	13:53.129	1:06.736	1:06.020	11	1:07.129
7	11	Iain MITCHELL	Vauxhall Nova	1300	CA	11	12:49.180	1 Lap	1:07.870	8	1:07.897
8	69	Niki DICKSON	Lotus Cortina Mk1	1600	CB	11	13:14.495	1 Lap	1:08.553	11	1:08.781
9	65	Paul GREEN	Ford Fiesta XR2	1600	XR	11	13:20.858	1 Lap	1:10.202	10	1:11.161
10	5	Michael LONGSTAFFE	MG Midget	1380	CA	11	13:48.754	1 Lap	1:12.738	11	1:13.435
11	66	Duncan O'NEILL	Ford Fiesta XR2	1600	XR	10	12:55.221	2 Laps	1:15.594	6	1:15.938
12	67	Richard COOPER	Ginetta G15	1600	CA	10	13:01.741	2 Laps	1:16.119	10	1:16.677
13	111	Mark WYNN	TVR Vixen	2500	CI	10	13:45.552	2 Laps	1:14.416	8	1:14.423

Not classified

DNF	62	Andrew KINMOND	TVR Vixen	2500	CB	9	10:53.048	DNF	1:07.380	7	1:08.135
DNF	23	Sonny GRAY	Ford Fiesta XR2	1600	XR	1	1:35.695	DNF		0	
DNS	40	Ian MORTON	Austin A40 Farina	1360	CA			DNS		0	

Margin of Victory	Avg. Speed	Best Lap Tm	Best Speed	Best Lap by
17.977	71.413	1:02.391	73.101	78 - Andrew GRAHAM

Clerk of the Course**Orbits**

Sig : Time :
 Chief Timekeeper : Ian Sharp (SMART Timing)
 Results available at www.smart-timing.co.uk and www.speedhive.com



Printed: 07/07/2024 12:37:02



KMSC/SMRC Race meeting

Scottish Classic Sports & Saloon Championship

Knockhill 1.267 miles

Race 12 - 1st Race

07/07/2024 12:05

Race (12 Laps) started at 12:19:36

Table with columns: Lap, Time of Day, Lap Tm, S1, S2, S3, S2Spd, SFSpd. Driver: (78) Andrew GRAHAM. Includes race data for 12 laps.

Table with columns: Lap, Time of Day, Lap Tm, S1, S2, S3, S2Spd, SFSpd. Driver: (63) John KINMOND. Includes race data for 12 laps.

Table with columns: Lap, Time of Day, Lap Tm, S1, S2, S3, S2Spd, SFSpd. Driver: (64) Adam KINMOND. Includes race data for 12 laps.

Table with columns: Lap, Time of Day, Lap Tm, S1, S2, S3, S2Spd, SFSpd. Driver: (51) Ewan ANDERSON. Includes race data for 12 laps.

Table with columns: Lap, Time of Day, Lap Tm, S1, S2, S3, S2Spd, SFSpd. Driver: (55) Colin CALDER. Includes race data for 12 laps.

Table with columns: Lap, Time of Day, Lap Tm, S1, S2, S3, S2Spd, SFSpd. Driver: (91) Craig HOUSTON. Includes race data for 2 laps.

Table with columns: Lap, Time of Day, Lap Tm, S1, S2, S3, S2Spd, SFSpd. Driver: (11) Iain MITCHELL. Includes race data for 12 laps.

Table with columns: Lap, Time of Day, Lap Tm, S1, S2, S3, S2Spd, SFSpd. Driver: (69) Niki DICKSON. Includes race data for 12 laps.

Table with columns: Lap, Time of Day, Lap Tm, S1, S2, S3, S2Spd, SFSpd. Driver: (65) Paul GREEN. Includes race data for 12 laps.

Table with columns: Lap, Time of Day, Lap Tm, S1, S2, S3, S2Spd, SFSpd. Driver: (5) Michael LONGSTAFFE. Includes race data for 12 laps.

Table with columns: Lap, Time of Day, Lap Tm, S1, S2, S3, S2Spd, SFSpd. Driver: (66) Duncan O'NEILL. Includes race data for 12 laps.

Clerk of the Course

Sig : Time : Chief Timekeeper : Ian Sharp (SMART Timing) Results available at www.smart-timing.co.uk and www.speedhive.com

Orbits





Bulletin No. _____

KMSC/SMRC Race meeting

Scottish Classic Sports & Saloon Championship

Knockhill 1.267 miles

Race 12 - 1st Race

07/07/2024 12:05

Race (12 Laps) started at 12:19:36

Lap	Time of Day	Lap Tm	S1	S2	S3	S2Spd	SFSpd	Lap	Time of Day	Lap Tm	S1	S2	S3	S2Spd	SFSpd
(67) Richard COOPER															
1	12:21:03.411			31.953	22.642	71.5	66.4								
2	12:22:20.824	1:17.413	25.532	29.986	21.895	73.3	68.5								
3	12:23:38.101	1:17.277	25.344	29.838	22.095	72.7	69.9								
4	12:24:55.188	1:17.087	25.451	29.750	21.886	74.8	68.6								
5	12:26:12.689	1:17.501	25.830	29.304	22.367	74.6	65.9								
6	12:27:30.271	1:17.582	25.643	29.158	22.781	74.5	66.4								
7	12:28:47.473	1:17.202	25.748	29.471	21.983	71.5	67.6								
8	12:30:04.150	1:16.677	25.262	29.183	22.232	74.2	67.4								
9	12:31:21.643	1:17.493	26.234	28.898	22.361	76.3	66.4								
10	12:32:37.762	1:16.119	24.921	29.121	22.077	73.7	64.5								
(111) Mark WYNN															
1	12:21:27.596			31.320	46.064	73.8	65.1								
2	12:22:47.706	1:20.110	26.198	31.103	22.809	76.3	76.5								
3	12:24:06.145	1:18.439	25.667	30.525	22.247	77.4	77.6								
4	12:25:22.674	1:16.529	24.788	29.314	22.427	79.8	76.6								
5	12:26:38.286	1:15.612	24.509	29.656	21.447	80.3	71.8								
6	12:27:58.883	1:20.597	25.368	32.017	23.212	77.3	75.0								
7	12:29:13.306	1:14.423	23.967	28.984	21.472	80.0	71.5								
8	12:30:27.722	1:14.416	24.210	28.310	21.896	80.1	72.9								
9	12:32:05.797	1:38.075	24.049	51.827	22.199	75.1	74.4								
10	12:33:21.573	1:15.776	24.202	28.788	22.786	66.7	73.5								
(62) Andrew KINMOND															
1	12:20:54.045			28.866	20.444	92.8	93.2								
2	12:22:05.367	1:11.322	23.296	27.108	20.918	90.3	69.5								
3	12:23:15.335	1:09.968	23.682	26.175	20.111	93.5	92.4								
4	12:24:24.149	1:08.814	22.512	26.515	19.787	93.9	92.9								
5	12:25:32.284	1:08.135	21.271	27.207	19.657	97.0	92.3								
6	12:26:40.497	1:08.213	22.798	25.645	19.770	96.8	89.4								
7	12:27:47.877	1:07.380	22.851	25.563	18.966	98.5	88.5								
8	12:28:59.395	1:11.518	22.640	26.651	22.227	86.3	61.6								
9	12:30:29.069	1:29.674	25.869	32.280	31.525	57.2	23.7								
(23) Sonny GRAY															
1	12:21:11.716			31.300	34.173		21.4								

Clerk of the Course

Orbits

Sig : Time :
 Chief Timekeeper : Ian Sharp (SMART Timing)
 Results available at www.smart-timing.co.uk and www.speedhive.com



motor sport UK

RACE WITH RESPECT



Bulletin No. _____

KMSC/SMRC Race meeting

Lapchart

Scottish Classic Sports & Saloon Championship

Knockhill 1.267 miles

Race 12 - 1st Race

07/07/2024 12:05

Race (12 Laps) started at 12:19:36



Competitors	Laps												
	1	2	3	4	5	6	7	8	9	10	11	12	
Andrew GRAHAM (78)	1	78	78	78	78	78	78	78	78	78	78	78	78
John KINMOND (63)	2	63	63	63	63	63	63	63	63	63	63	63	63
Adam KINMOND (64)	3	64	64	64	64	64	64	64	64	64	64	64	64
Colin CALDER (55)	4	55	55	55	55	55	55	55	55	55	55	55	51
Craig HOUSTON (91)	5	91	91	51	51	51	62	62	51	51	51	51	55
Iain MITCHELL (11)	6	11	11	91	91	62	51	51	91	91	91	91	91
Ewan ANDERSON (51)	7	51	51	11	62	91	91	91	62	11	11	11	11
Andrew KINMOND (62)	8	62	62	62	11	11	11	11	11	62	69	69	69
Paul GREEN (65)	9	65	69	69	69	69	69	69	65	69	65	65	65
Niki DICKSON (69)	10	69	65	65	65	65	65	69	65	5	5	5	5
Duncan O'NEILL (66)	11	66	66	5	5	5	5	5	5	5	66	66	66
Michael LONGSTAFFE (5)	12	5	5	66	66	66	66	66	66	66	67	67	67
Richard COOPER (67)	13	67	67	67	67	67	67	67	67	67	111	111	111
Sonny GRAY (23)	14	23	111	111	111	111	111	111	111	111	111	111	111
Mark WYNN (111)	15	111											
-	16												

Clerk of the Course

Orbits

Sig : Time :
 Chief Timekeeper : Ian Sharp (SMART Timing)
 Results available at www.smart-timing.co.uk and www.speedhive.com



motor sport UK

RACE WITH RESPECT

Printed: 07/07/2024 12:37:55



Bulletin No. _____

KMSC/SMRC Race meeting

Scottish Classic Sports & Saloon Championship

Knockhill 1.267 miles

Race 21 - 2nd Race

07/07/2024 16:40

Race (12 Laps)

POLE POSITION

2
63 John KINMOND

1
78 Andrew GRAHAM

1

4
51 Ewan ANDERSON

3
64 Adam KINMOND

2

6
91 Craig HOUSTON

5
55 Colin CALDER

3

8
69 Niki DICKSON

7
11 Iain MITCHELL

4

10
5 Michael LONGSTAFFE

9
65 Paul GREEN

5

12
67 Richard COOPER

11
66 Duncan O'NEILL

6

14
62 Andrew KINMOND

13
111 Mark WYNN

7

16
40 Ian MORTON

15
23 Sonny GRAY

8

Clerk of the Course

Orbits

Sig : Time :
Chief Timekeeper : Ian Sharp (SMART Timing)
Results available at www.smart-timing.co.uk and www.speedhive.com





Bulletin No. _____

KMSC/SMRC Race meeting**Sorted on Laps****Scottish Mini Cooper & Mini Cooper S Cup****Knockhill 1.267 miles****Race 131- 2nd Race****07/07/2024 13:10****Race (15 Laps) started at 13:24:29**

Pos	No.	Name	Make/Model	CC	Class	Laps	Total Tm	Diff	Best Tm	In Lap	2nd Best
1	97	Jamie BLAKE	Mini Cooper R53	1600S	R53	15	20:48.368		1:02.561	15	1:02.749
2	70	Oly MORTIMER	Mini Cooper	1600	SM	15	20:52.923	4.555	1:02.523	11	1:03.041
3	23	Ian MUNRO	Mini Cooper	1600	SM	15	20:53.302	4.934	1:02.517	11	1:02.745
4	18	Daniel PATTERSON	Mini Cooper	1600	SM	15	20:53.545	5.177	1:02.649	15	1:02.657
5	91	Robbie DALGLEISH	Mini Cooper	1600	SM	15	20:54.386	6.018	1:02.664	11	1:02.866
6	25	Chad LITTLE	Mini Cooper	1600	SM	15	20:55.462	7.094	1:02.984	6	1:03.045
7	53	Stuart McPHADEN	Mini Cooper	1600	SMN	15	20:56.430	8.062	1:03.715	15	1:03.825
8	65	Jack IRVINE	Mini Cooper	1600	SM	15	20:56.587	8.219	1:03.502	6	1:03.636
9	12	Jacob HEAP	Mini Cooper	1600	SMN	15	20:57.751	9.383	1:03.799	11	1:04.082
10	27	Martin WIJETUNGA	Mini Cooper	1600	SMN	15	20:57.954	9.586	1:03.060	11	1:03.511
11	80	Ross FOSTER	Mini Cooper	1600	SMN	15	21:00.205	11.837	1:03.887	11	1:05.019
12	5	Jonathan WILD	Mini Cooper	1600	SMN	15	21:01.988	13.620	1:03.896	15	1:04.144
13	16	William SMITH	Mini Cooper	1600	SM	15	21:04.855	16.487	1:04.387	11	1:05.444
14	323	Trevor CALVIN	Mini Cooper	1600	SM	15	21:10.308	21.940	1:08.418	11	1:08.904
15	14	Rich FLETT	Mini Cooper R53	1600S	R53	12	20:59.944	3 Laps	1:02.525	3	1:03.218
Not classified (80% = 12 Laps)											
	7	Blair DRYBURGH	Mini Cooper	1600	SMN	11	21:04.201	4 Laps	1:04.029	11	1:04.371
DNF	22	Jason BALLANTYNE	Mini Cooper	1600	SM	10	13:26.360	DNF	1:03.210	5	1:03.275
DNF	333	Ewan ROBERTSON	Mini Cooper	1600	SM	6	6:47.128	DNF	1:04.621	5	1:04.796
DNF	52	Michael WILLIAMS	Mini Cooper	1600	SMN	1	1:52.652	DNF		0	

Announcements

Race distance increased to 14 Laps - 2 Laps completed behind the Safety Car

Race distance increased to 15 Laps - A further 2 Laps completed behind the Safety Car

Margin of Victory	Avg. Speed	Best Lap Tm	Best Speed	Best Lap by
4.555	54.802	1:02.517	72.954	23 - Ian MUNRO

Clerk of the Course**Orbits**

Sig : Time :

Chief Timekeeper : Ian Sharp (SMART Timing)

Results available at www.smart-timing.co.uk and www.speedhive.com

Printed: 07/07/2024 13:47:07





Bulletin No. _____

KMSC/SMRC Race meeting

Lapchart

Scottish Mini Cooper & Mini Cooper S Cup

Knockhill 1.267 miles

Race 131- 2nd Race

07/07/2024 13:10

Race (15 Laps) started at 13:24:29



Competitors	Laps														
	1	2	3	4	5	6	7	8	9	10	11	12	13	14	15
Jamie BLAKE (97)	1	97	97	97	97	97	97	97	97	97	97	97	97	97	97
Oly MORTIMER (70)	2	70	70	70	70	70	70	70	70	70	70	70	70	70	70
Ian MUNRO (23)	3	23	23	23	23	23	23	23	23	23	23	23	23	23	23
Daniel PATTERSON (18)	4	18	18	18	18	18	18	18	18	18	18	18	18	18	18
Robbie DALGLEISH (91)	5	91	91	91	91	91	91	91	91	91	91	91	91	91	91
Jason BALLANTYNE (22)	6	22	53	22	22	22	22	22	22	22	22	25	25	25	25
Stuart McPHADEN (53)	7	53	22	53	53	53	53	53	53	53	53	53	53	53	53
Blair DRYBURGH (7)	8	7	7	7	25	25	25	25	25	25	25	65	65	65	65
Martin WIJETUNGA (27)	9	27	12	25	7	7	7	65	65	65	65	12	12	12	12
Jacob HEAP (12)	10	12	25	12	12	12	65	12	12	12	12	80	80	80	27
Ewan ROBERTSON (333)	11	333	333	65	65	65	12	27	27	27	80	27	27	27	80
Chad LITTLE (25)	12	25	80	333	333	27	333	80	80	80	27	5	5	5	5
Ross FOSTER (80)	13	80	65	80	27	333	27	5	5	5	5	16	16	16	16
William SMITH (16)	14	16	27	27	80	80	80	16	16	16	16	323	323	323	323
Jack IRVINE (65)	15	65	5	5	5	5	5	323	323	323	323	14	14		
Jonathan WILD (5)	16	5	16	16	16	16	16	7	14	14	14	7			
Trevor CALVIN (323)	17	323	323	323	323	323	323	14	7	7	7				
Michael WILLIAMS (52)	18	52	14	14	14	14	14								
Rich FLETT (14)	19	14													

Clerk of the Course

Orbits

Sig : Time :

Chief Timekeeper : Ian Sharp (SMART Timing)

Results available at www.smart-timing.co.uk and www.speedhive.com


Printed: 07/07/2024 13:47:58



KMSC/SMRC Race meeting

Scottish Mini Cooper & Mini Cooper S Cup
Race 20 - 3rd Race
Race (9 Laps)

Knockhill 1.267 miles
07/07/2024 16:20



Top 5 from Race 2 reversed

POLE POSITION

2
91 Robbie DALGLEISH
4
23 Ian MUNRO
6
53 Stuart McPHADEN
8
12 Jacob HEAP
10
80 Ross FOSTER
12
16 William SMITH
14
7 Blair DRYBURGH
16
333 Ewan ROBERTSON

1
25 Chad LITTLE
3
18 Daniel PATTERSON
5
70 Oly MORTIMER
7
65 Jack IRVINE
9
27 Martin WIJETUNGA
11
5 Jonathan WILD
13
323 Trevor CALVIN
15
22 Jason BALLANTYNE
17
52 Michael WILLIAMS

1
2
3
4
5
6
7
8
9

**KMSC/SMRC Race meeting****Sorted on Laps**

Scottish Legends Cars Championship

Knockhill 1.267 miles

Race 14 - Heat 2b

07/07/2024 13:35

Race (11 Laps) started at 13:56:21

Pos	No.	Name	Make/Model	CC	Class	Laps	Total Tm	Diff	Best Tm	In Lap	2nd Best
1	52	Stewart BLACK	Legend Coupe	1250	L	11	14:34.390		1:04.007	1	1:04.170
2	8	Ben MASON	Legend Coupe	1250	L T	11	14:36.730	2.340	1:03.179	6	1:04.038
3	10	Ross HODGSON	Legend Coupe	1300	L	11	14:45.958	11.568	1:04.404	6	1:05.569
4	28	David ALLAN	Legend Coupe	890	L	11	14:46.036	11.646	1:04.166	6	1:05.278
5	9	Colin ATKINSON	Legend Coupe	899	L	11	14:48.731	14.341	1:04.914	6	1:06.401
6	85	Mark BEATY	Legend Coupe	1250	L	11	14:48.868	14.478	1:05.135	6	1:05.483
7	24	Matthew PAPE	Legend Coupe	1250	L	11	14:49.609	15.219	1:05.241	6	1:06.071
8	95	Maxim POPELYUSHKO	Legend Coupe	850	L	11	14:50.080	15.690	1:05.478	9	1:05.990
9	77	Michael WEDDELL	Legend Coupe	1250	L R	11	14:50.303	15.913	1:04.394	6	1:05.918
10	46	Brent BOWIE	Legend Coupe	1250	L	11	14:54.142	19.752	1:05.623	6	1:07.054
11	26	Scott HYNDS	Legend Coupe	1250	L	11	14:54.270	19.880	1:05.984	10	1:06.420
12	12	Stephen TREHERNE	Legend Coupe	1250	Gue	11	14:56.435	22.045	1:06.035	9	1:06.666
13	14	Daniel CLARK	Legend Coupe	890	L	11	14:59.240	24.850	1:05.108	8	1:05.184
14	35	Neil SHENTON	Legend Coupe	1250	L	11	15:02.650	28.260	1:07.103	6	1:07.788
15	53	Stuart ROBERTSON	Legend Coupe	850	L	11	15:05.891	31.501	1:07.046	6	1:07.585
16	127	Phil ROWLANDS	Legend Coupe	1250	L R	11	15:06.210	31.820	1:06.608	7	1:07.358
17	17	Billy WAIT	Legend Coupe	1250	L	11	15:07.091	32.701	1:06.049	8	1:06.334
18	15	Elby CLARK	Legend Coupe	890	L	11	15:07.931	33.541	1:06.472	7	1:06.475
19	55	Stuart McANDREW	Legend Coupe	1250	L	11	15:08.945	34.555	1:06.937	8	1:07.172
20	86	Jon CRITCHLOW	Legend Sedan	1250	Gue	11	15:16.076	41.686	1:06.051	6	1:06.689
21	5	Christopher WALLACE	Legend Coupe	1250	L R	11	15:25.682	51.292	1:08.088	8	1:08.327
22	6	Gary ATKINSON	Legend Sedan-Van	899	L R	11	15:29.052	54.662	1:07.399	6	1:07.895
23	333	Bill READ	Legend Coupe	890	L	11	15:31.550	57.160	1:06.361	6	1:07.679
24	21	Mark MULHOLLAND	Legend Coupe	1250	L	11	15:39.588	1:05.198	1:10.825	8	1:10.871
Not classified											
DNF	16	Chris LAPIT	Legend Sedan	1250	L	5	8:24.820	DNF	1:07.697	1	1:37.655
DNF	78	David HEADEN	Legend Sedan	1250	L R	3	5:03.159	DNF	1:18.709	1	1:41.689
DNF	27	Grant HUNTER	Legend Coupe	890	L R		1.649	DNF		0	

Announcements

Race distance increased to 11 Laps - 3 Laps completed behind the Safety Car

Margin of Victory	Avg. Speed	Best Lap Tm	Best Speed	Best Lap by
2.340	57.376	1:03.179	72.189	8 - Ben MASON

Clerk of the Course Orbits

Sig : Time :
 Chief Timekeeper : Ian Sharp (SMART Timing)
 Results available at www.smart-timing.co.uk and www.speedhive.com

Printed: 07/07/2024 14:13:31





KMSC/SMRC Race meeting

Scottish Legends Cars Championship

Knockhill 1.267 miles

Race 14 - Heat 2b

07/07/2024 13:35

Race (11 Laps) started at 13:56:21

Lap	Time of Day	Lap Tm	S1	S2	S3	S2Spd	SFSpd	Lap	Time of Day	Lap Tm	S1	S2	S3	S2Spd	SFSpd
9	14:09:35.662	1:08.924	21.837	26.952	20.135	93.3	89.7								
10	14:10:44.404	1:08.742	22.188	26.739	19.815	94.3	90.4								
11	14:11:52.749	1:08.345	22.168	26.459	19.718	94.8	88.9								



(21) Mark MULHOLLAND

1	13:57:44.975	1:17.920	26.120	25.541	26.259	97.0	36.6
2	13:59:25.875	1:40.900	31.759	37.666	31.475	37.9	51.6
3	14:01:24.028	1:58.153	41.385	44.183	32.585	46.0	40.2
4	14:03:18.759	1:54.731	44.070	38.225	32.436	61.3	54.0
5	14:04:46.709	1:27.950	35.111	30.509	22.330	75.5	86.7
6	14:06:03.223	1:16.514	22.522	34.553	19.439	91.7	86.8
7	14:07:16.053	1:12.830	22.890	28.905	21.035	86.9	84.9
8	14:08:26.878	1:10.825	23.313	27.309	20.203	90.0	86.5
9	14:09:37.749	1:10.871	22.673	28.256	19.942	87.5	
10	14:10:48.629	1:10.880	23.362	27.584	19.934	90.2	85.5
11	14:12:00.787	1:12.158	23.323	27.326	21.509	90.4	76.8

(16) Chris LAPIT

1	13:57:30.229	1:07.697	25.663	23.473	18.561	98.0	70.0
2	13:59:07.884	1:37.655	27.201	39.375	31.079	49.0	48.7
3	14:01:03.046	1:55.162	39.328	44.013	31.821	45.0	44.1
4	14:03:02.976	1:59.930	42.850	42.604	34.476	43.2	50.3
5	14:04:46.019	1:43.043	34.031	35.515	33.497	91.6	24.9

(78) David HEADEN

1	13:57:45.104	1:18.709	26.329	25.682	26.698	94.3	42.0
2	13:59:26.793	1:41.689	32.294	37.871	31.524	39.6	51.3
3	14:01:24.358	1:57.565	41.950	43.559	32.056	42.1	35.0

Clerk of the Course

Orbits

Sig : Time :
 Chief Timekeeper : Ian Sharp (SMART Timing)
 Results available at www.smart-timing.co.uk and www.speedhive.com





KMSC/SMRC Race meeting

Lapchart

Scottish Legends Cars Championship

Knockhill 1.267 miles

Race 14 - Heat 2b

07/07/2024 13:35

Race (11 Laps) started at 13:56:21



Competitors	Laps											
	0	1	2	3	4	5	6	7	8	9	10	11
Gary ATKINSON (6)	1	6	52	52	52	52	52	52	52	52	52	52
David ALLAN (28)	2	28	28	28	28	28	28	8	8	8	8	8
Chris LAPIT (16)	3	16	10	10	10	10	10	10	28	28	10	10
Ross HODGSON (10)	4	10	8	8	8	8	9	8	28	10	28	28
Grant HUNTER (27)	5	27	9	9	9	9	8	9	9	9	9	9
Stewart BLACK (52)	6	52	16	16	16	16	46	46	24	24	85	85
Brent BOWIE (46)	7	46	46	46	46	46	35	24	46	85	24	24
Colin ATKINSON (9)	8	9	35	35	35	35	95	95	85	46	95	95
Ben MASON (8)	9	8	95	95	95	95	24	85	95	95	77	77
Neil SHENTON (35)	10	35	24	24	24	24	85	35	77	77	46	46
Christopher WALLACE (5)	11	5	85	85	85	85	5	77	35	26	26	26
Matthew PAPE (24)	12	24	5	5	5	5	77	26	26	12	12	12
Maxim POPELYUSHKO (95)	13	95	77	77	77	77	17	12	12	35	35	14
Billy WAIT (17)	14	17	17	17	17	17	26	53	53	53	14	35
Stuart ROBERTSON (53)	15	53	26	26	26	26	12	127	127	86	53	53
Mark BEATY (85)	16	85	12	12	12	12	53	86	86	127	86	127
Elby CLARK (15)	17	15	53	53	53	53	127	55	55	14	127	17
Scott HYNDS (26)	18	26	127	127	127	127	55	333	14	55	55	15
Michael WEDDELL (77)	19	77	55	55	55	55	86	14	15	15	17	55
David HEADEN (78)	20	78	86	86	86	86	333	15	17	17	15	86
Phil ROWLANDS (127)	21	127	333	333	333	333	15	17	6	6	6	5
Bill READ (333)	22	333	15	15	15	15	16	6	5	5	5	6
Stuart McANDREW (55)	23	55	14	14	14	14	14	5	21	333	333	333
Stephen TREHERNE (12)	24	12	21	21	21	21	21	21	333	21	21	21
Mark MULHOLLAND (21)	25	21	78	78	78	6	6					
Jon CRITCHLOW (86)	26	86	6	6	6							
Daniel CLARK (14)	27	14										

Clerk of the Course

Orbits

Sig : Time :
 Chief Timekeeper : Ian Sharp (SMART Timing)
 Results available at www.smart-timing.co.uk and www.speedhive.com



**KMSC/SMRC Race meeting****Sorted on Laps****KMSC Modsports****Knockhill 1.267 miles****Race 15 - 3rd Race****07/07/2024 13:55****Race (15:00 and 1 Laps) started at 14:23:25**

Pos	No.	Name	Make/Model	CC	Class	Laps	Total Tm	Diff	Best Tm	In Lap	2nd Best
1	32	Shaun DAVIDSON	BMW Compact	3000	F	11	11:20.281		1:00.612	5	1:00.692
2	86	Adam MORRISON	Mini Cooper S	1998	G	11	11:31.142	10.861	1:01.627	11	1:01.840
3	19	Harvey GILLANDERS	Honda EP3	2400	F	11	11:32.108	11.827	1:00.651	11	1:01.355
4	333	Iain BLACKLEY	Ford Puma	1679T	F	11	11:40.043	19.762	1:02.175	11	1:02.465
5	31	Natalie COWIE	Mini Cooper S R53	1600	G	11	11:40.208	19.927	1:01.987	9	1:02.023
6	63	Graham ROBERTSON	BMW 135	1300	F	11	12:02.339	42.058	1:03.311	7	1:03.362
7	3	Michael ANDERSON	Ford Focus	1600	F	11	12:11.124	50.843	1:03.911	10	1:04.051
8	18	Richard SUTHERLAND	BMW 318i Compact	1600	J	10	11:37.875	1 Lap	1:07.563	10	1:07.778
9	217	Steven SOMERVILLE	BMW E36 Compact	1600	J	10	11:46.432	1 Lap	1:08.981	10	1:09.532
10	99	Philip WEBSTER	BMW Mini Cooper S	1600	J	10	12:11.147	1 Lap	1:10.780	9	1:11.665
Not classified (from pos 11)											
	10	Mark THOMSON	Radical SR8 RS	2700	A	10	10:49.350	1 Lap	1:01.246	10	1:02.561
DNS	2	Andy FORREST	Radical SR1	2700	A			DNS		0	
DNS	69	Andrew PATERSON	BMW 318is	1800	G			DNS		0	

Announcements

RED FLAG after Leader completed 12 Laps - Result declared at 11 Laps

Car No.10 - Not classified - Not moving under own power at time of Red Flag

Margin of Victory	Avg. Speed	Best Lap Tm	Best Speed	Best Lap by
10.861	73.748	1:00.612	75.246	32 - Shaun DAVIDSON

Clerk of the Course**Orbits**

Sig : Time :

Chief Timekeeper : Ian Sharp (SMART Timing)

Results available at www.smart-timing.co.uk and www.speedhive.com

Printed: 07/07/2024 14:42:15





KMSC/SMRC Race meeting

Lapchart

KMSC Modsports

Knockhill 1.267 miles

Race 15 - 3rd Race

07/07/2024 13:55

Race (15:00 and 1 Laps) started at 14:23:25

Competitors	Laps											
		1	2	3	4	5	6	7	8	9	10	11
Shaun DAVIDSON (32)	1	32	32	32	32	32	32	32	32	32	32	32
Mark THOMSON (10)	2	10	86	86	86	86	86	86	86	86	86	86
Adam MORRISON (86)	3	86	19	19	19	19	19	19	19	19	19	19
Harvey GILLANDERS (19)	4	19	10	333	333	333	333	333	333	333	333	333
Iain BLACKLEY (333)	5	333	333	10	31	31	31	31	31	31	31	31
Graham ROBERTSON (63)	6	63	31	31	10	10	10	10	10	10	10	63
Natalie COWIE (31)	7	31	3	63	63	63	63	63	63	63	63	3
Michael ANDERSON (3)	8	3	63	3	3	3	3	3	3	3	3	3
Steven SOMERVILLE (217)	9	217	217	217	217	18	18	18	18	18	18	18
Richard SUTHERLAND (18)	10	18	18	18	18	217	217	217	217	217	217	217
Philip WEBSTER (99)	11	99	99	99	99	99	99	99	99	99	99	99
-	12											
-	13											

Clerk of the Course

Orbits

Sig : **Time :**
Chief Timekeeper : Ian Sharp (SMART Timing)
Results available at www.smart-timing.co.uk and www.speedhive.com
Printed: 07/07/2024 14:43:08



**KMSC/SMRC Race meeting****Sorted on best lap time**

Super Lap Scotland

Knockhill 1.267 miles

Qualifying

07/07/2024 14:25

Practice (20:00 Time) started at 14:42:08

Pos	No.	Name	Make/Model	CC	Class	Laps	Best Tm	Diff	Best Speed	2nd Best
1	93	Michael OSBORNE Jnr	Mitsubishi Evo6	1998	P	12	53.183		85.757	53.937
2	77	Ian BONTHRONE	BMW M4	3000	D	14	55.750	2.567	81.809	56.041
3	35	Stephen HENDERSON	BMW M2 Competition	3000	D	18	56.870	3.687	80.198	57.073
4	86	Adam MORRISON	Mini Cooper S	2000	D	6	58.347	5.164	78.168	58.404
5	48	Rab JOBSON	Audi S3	2000	E	11	58.535	5.352	77.916	58.938
6	7	Steven ARKLEY	Westfield Megabusa	1440	B	13	59.824	6.641	76.238	1:00.442
7	15	Sean ROBERTSON	Mini Cooper S	1600	E	13	1:00.280	7.097	75.661	1:00.500
8	23	Andrew COWIE	Subaru Impreza	2100	E	12	1:01.575	8.392	74.070	1:02.648
9	12	James CORCORAN	Caterham 7 Megagrad	1588	D	16	1:02.360	9.177	73.137	1:02.877
10	17	Marc THOMSON	Mini Cooper S R53	1600S	F	15	1:02.917	9.734	72.490	1:03.046
11	392	Phillip TAYLOR	Renault Clio	2000	F	16	1:03.743	10.560	71.550	1:04.018
12	217	Steven SOMERVILLE	BMW Compact	1800	Gue	16	1:05.977	12.794	69.128	1:06.263
13	29	Carl WALKER	Renault Clio 172	2000	F	11	1:06.802	13.619	68.274	1:06.973
14	5	Alex MILNE	Renault Megane R26	1995	E	7	1:07.182	13.999	67.888	1:07.223
15	56	Andrew FAHEY	Renault Megane	2000	F	13	1:07.811	14.628	67.258	1:07.901
16	33	Brian VERBARG	Honda EP3	2000	C	7	1:08.317	15.134	66.760	1:09.269
17	6	Martin HUTTON	Peugeot 106	1124	G	6	1:10.391	17.208	64.793	1:11.746

Clerk of the Course

Orbits

Sig : Time :
 Chief Timekeeper : Ian Sharp (SMART Timing)
 Results available at www.smart-timing.co.uk and www.speedhive.com

Printed: 07/07/2024 15:04:34

**RACE WITH RESPECT**



KMSC/SMRC Race meeting

Super Lap Scotland

Knockhill 1.267 miles

Qualifying

07/07/2024 14:25

Practice (20:00 Time) started at 14:42:08

Table with columns: Lap, Time of Day, Lap Tm, S1, S2, S3, S2Spd, SFSpd. Rows include driver names like Michael OSBORNE Jnr, Ian BONTHURNE, Stephen HENDERSON, Adam MORRISON, Rab JOBSON, Sean ROBERTSON, Andrew COWIE, James CORCORAN, Marc THOMSON, Steven ARKLEY.

Clerk of the Course Time : Orbits

Sig : Chief Timekeeper : Ian Sharp (SMART Timing) Results available at www.smart-timing.co.uk and www.speedhive.com Printed: 07/07/2024 15:05:11



**KMSC/SMRC Race meeting****Sorted on Laps**

Scottish Fiesta ST Cup

Knockhill 1.267 miles

Race 16 - 2nd Race - Re-Start - AMENDED RESULT

07/07/2024 14:55

Race (4 Laps) started at 15:33:12

Pos	No.	Name	Make/Model	CC	Class	Laps	Total Tm	Diff	Best Tm	In Lap	2nd Best
1	147	Gerry HENDRY	Ford Fiesta ST	2000	ST	4	4:14.822		1:02.645	3	1:02.945
2	52	Dave COLVILLE	Ford Fiesta ST	2000	ST	4	4:15.889	1.067	1:02.693	4	1:02.721
3	871	Jensen BELL	Ford Fiesta ST	2000	ST	4	4:18.325	3.503	1:03.423	3	1:03.482
4	24	Steven GRAY	Ford Fiesta ST	2000	ST	4	4:18.408	3.586	1:03.080	3	1:03.631
5	21	Kieren PREEDY	Ford Fiesta ST	2000	ST	4	4:19.604	4.782	1:03.448	3	1:03.489
6	35	Andrew MACKIE	Ford Fiesta ST	2000	ST	4	4:20.202	5.380	1:03.297	4	1:03.327
7	83	Sophie KINGHORN	Ford Fiesta ST	2000	STCN	4	4:25.278	10.456	1:03.996	4	1:04.906
8	5	Lorn MURRAY	Ford Fiesta ST	2000	STC	4	4:25.808	10.986	1:03.406	4	1:06.157
9	58	Kenneth LEES	Ford Fiesta ST	2000	STCN	4	4:27.923	13.101	1:04.278	4	1:05.470
10	3	Stewart SCOTT	Ford Fiesta ST	2000	ST	4	4:28.779	13.957	1:04.721	2	1:04.753
11	61	Peter CRUICKSHANK	Ford Fiesta ST	2000	ST	4	4:29.502	14.680	1:05.241	4	1:06.141
12	30	Michael GORDON	Ford Fiesta ST	2000	STN	4	4:29.934	15.112	1:05.230	4	1:05.709
13	17	Angus ROSS	Ford Fiesta ST	2000	STN	4	4:31.029	16.207	1:05.056	2	1:05.601
14	14	Duncan STEELE	Ford Fiesta ST	2000	STC	4	4:32.220	17.398	1:05.248	2	1:05.347
15	32	Daniel FORBES	Ford Fiesta ST	2000	STN	4	5:08.598	53.776	1:05.161	2	1:17.875
16	99	James DICKIE	Ford Fiesta ST	2000	STN	3	4:33.600	1 Lap	1:04.298	3	1:06.139
Not classified (80% = 3 Laps)											
DNF	23	Lucy HALES-MAVER	Ford Fiesta ST	2000	ST	3	3:39.655	DNF	1:04.789	2	1:20.967
DQ	31	Broddy ORR	Ford Fiesta ST	2000	ST	4	4:19.209	DQ	1:03.101	3	1:03.552
DQ	68	Arran WARD	Ford Fiesta ST	2000	ST			DQ		0	

Announcements

RED FLAG after Leader completed 6 Laps - Race re-started over 4 Laps on a new Grid

Car No.68 - Did not take re-start

AMENDED RESULT 16:45 - Car No.68 Disqualified - NCR Chp12 App7 Art8 - Causing a collision

AMENDED RESULT 17:22 - Car No.31 Disqualified - NCR Chp12 App7 Art8 - Causing a collision

Margin of Victory	Avg. Speed	Best Lap Tm	Best Speed	Best Lap by
1.067	71.593	1:02.645	72.805	147 - Gerry HENDRY

Clerk of the Course**Orbits**

Sig : Time :

Chief Timekeeper : Ian Sharp (SMART Timing)

Results available at www.smart-timing.co.uk and www.speedhive.com

Printed: 08/07/2024 13:08:11

motor
sport
UK**RACE
WITH
RESPECT**



KMSC/SMRC Race meeting

Scottish Fiesta ST Cup

Knockhill 1.267 miles

Race 16 - 2nd Race - Re-Start - AMENDED RESULT

07/07/2024 14:55

Race (4 Laps) started at 15:33:12

Lap	Time of Day	Lap Tm	S1	S2	S3	S2Spd	SFSpd	Lap	Time of Day	Lap Tm	S1	S2	S3	S2Spd	SFSpd
(147) Gerry HENDRY								(14) Duncan STEELE							
1	15:34:18.662			23.743	18.930	90.0	80.0	1	15:34:25.712			25.072	19.491	89.6	78.9
2	15:35:21.709	1:03.047	20.272	23.921	18.854	90.8	80.5	2	15:35:30.768	1:05.056	20.996	24.553	19.507	90.1	79.1
3	15:36:24.354	1:02.645	20.134	23.572	18.939	90.7	80.4	3	15:36:37.905	1:07.137	21.510	25.349	20.278	84.5	77.2
4	15:37:27.299	1:02.945	20.082	23.900	18.963	90.1	80.3	4	15:37:43.506	1:05.601	20.968	25.034	19.599	86.7	79.1
(52) Dave COLVILLE								(14) Daniel FORBES							
1	15:34:19.728			24.012	18.999	90.6	81.4	1	15:34:28.444			26.616	19.837	86.0	77.5
2	15:35:22.952	1:03.224	20.744	23.631	18.849	90.7	80.1	2	15:35:33.692	1:05.248	21.004	24.768	19.476	87.4	77.5
3	15:36:25.673	1:02.721	20.193	23.595	18.933	90.2	80.1	3	15:36:39.039	1:05.347	20.853	25.104	19.390	86.9	77.7
4	15:37:28.366	1:02.693	20.137	23.661	18.895	90.0	80.1	4	15:37:44.697	1:05.658	21.063	24.939	19.656	86.0	77.0
(871) Jensen BELL								(99) James DICKIE							
1	15:34:19.644			24.239	19.165		79.4	1	15:35:35.640			26.636	26.207	74.6	74.2
2	15:35:23.897	1:04.253	21.373				79.8	2	15:36:41.779	1:06.139	21.539	25.048	19.552	85.6	78.0
3	15:36:27.320	1:03.423	20.156	24.030	19.237		79.8	3	15:37:46.077	1:04.298	20.575	24.283	19.440	89.5	79.0
4	15:37:30.802	1:03.482	20.597	23.839	19.046		79.3	(23) Lucy HALES-MAVER							
(24) Steven GRAY								(31) Broddy ORR							
1	15:34:19.707			24.072	19.199	89.6	80.2	1	15:34:26.376			25.784	19.345	88.4	80.4
2	15:35:24.174	1:04.467	21.624	23.823	19.020	91.4	81.0	2	15:35:31.165	1:04.789	21.000	24.394	19.395	88.9	80.2
3	15:36:27.254	1:03.080	20.278	23.729	19.073		79.4	3	15:36:52.132	1:20.967	21.454	25.260	34.253	87.8	27.1
4	15:37:30.885	1:03.631	21.145	23.514	18.972		81.0	(35) Andrew MACKIE							
(21) Kieren PREEDY								(83) Sophie KINGHORN							
1	15:34:21.333			24.417	19.346	89.1	80.5	1	15:34:22.412			24.352	18.978	90.1	81.5
2	15:35:25.144	1:03.811	20.888	23.938	18.985	90.8	79.9	2	15:35:28.853	1:06.441	21.347	25.626	19.468	87.3	80.6
3	15:36:28.592	1:03.448	20.511	23.907	19.030	89.1	79.4	3	15:36:33.759	1:04.906	21.497	24.385	19.024	89.4	80.2
4	15:37:32.081	1:03.489	20.346	23.988	19.155	89.8	80.1	4	15:37:37.755	1:03.996	20.774	24.147	19.075	89.4	79.7
(5) Lorn MURRAY								(58) Kenneth LEES							
1	15:34:22.135			24.159	19.549	89.1	79.7	1	15:34:24.231			24.710	19.273	89.1	80.2
2	15:35:28.722	1:06.587	21.250	25.900	19.437	87.0	78.8	2	15:35:29.701	1:05.470	20.880	24.592	19.998	89.5	79.8
3	15:36:34.879	1:06.157	21.778	25.032	19.347	86.9	78.5	3	15:36:36.122	1:06.421	21.462	25.386	19.573	88.3	77.7
4	15:37:38.285	1:03.406	20.463	23.718	19.225	89.4	78.1	4	15:37:40.400	1:04.278	20.735	24.189	19.354	89.2	79.6
(3) Stewart SCOTT								(61) Peter CRUICKSHANK							
1	15:34:25.222			25.189	19.330	90.8	81.1	1	15:34:23.329			24.559	19.066	88.0	79.8
2	15:35:29.943	1:04.721	20.934	24.275	19.512	90.2	81.0	2	15:35:29.470	1:06.141	20.970	25.380	19.791	86.0	78.6
3	15:36:36.503	1:06.560	21.749	25.416	19.395	87.4	79.9	3	15:36:36.738	1:07.268	21.329	26.304	19.635	84.4	79.0
4	15:37:41.256	1:04.753	21.077	24.406	19.270	89.5	80.3	4	15:37:41.979	1:05.241	21.129	24.696	19.416	88.4	78.2
(30) Michael GORDON								(17) Angus ROSS							
1	15:34:24.798			24.933	19.379	88.4	78.5								
2	15:35:30.507	1:05.709	20.717	24.596	20.396	88.3	79.0								
3	15:36:37.181	1:06.674	21.480	25.413	19.781	88.2	79.9								
4	15:37:42.411	1:05.230	21.048	24.724	19.458	88.6	79.6								

Clerk of the Course

Orbits

Sig : Time :
 Chief Timekeeper : Ian Sharp (SMART Timing)
 Results available at www.smart-timing.co.uk and www.speedhive.com
 Printed: 08/07/2024 13:08:50





KMSC/SMRC Race meeting

Lapchart

Scottish Fiesta ST Cup

Knockhill 1.267 miles

Race 16 - 2nd Race - Re-Start

07/07/2024 14:55

Race (4 Laps) started at 15:33:12



Competitors	Laps			
	1	2	3	4
Gerry HENDRY (147)	147	147	147	147
Jensen BELL (871)	871	52	52	52
Steven GRAY (24)	24	871	24	871
Dave COLVILLE (52)	52	24	871	24
Broddy ORR (31)	31	31	31	31
Kieren PREEDY (21)	21	21	21	21
Andrew MACKIE (35)	35	35	35	35
Lorn MURRAY (5)	5	5	83	83
Sophie KINGHORN (83)	83	83	5	5
Peter CRUICKSHANK (61)	61	61	58	58
Kenneth LEES (58)	58	58	3	3
Michael GORDON (30)	30	3	61	61
Stewart SCOTT (3)	3	30	30	30
Angus ROSS (17)	17	17	17	17
Lucy HALES-MAVER (23)	23	23	14	14
Daniel FORBES (32)	32	32	32	32
Duncan STEELE (14)	14	14	23	
James DICKIE (99)	99	99	99	
-	19			

Clerk of the Course

Orbits

Sig : Time :
 Chief Timekeeper : Ian Sharp (SMART Timing)
 Results available at www.smart-timing.co.uk and www.speedhive.com
 Printed: 07/07/2024 15:41:06



motor sport UK

RACE WITH RESPECT

Scottish Ford Fiesta ST Challenge



Pos	Car No.	Name	Class													Total	Diff
				Knockhill 20th/21st April	Crfot 18th/19th May	Knockhill 6th/7th July	Angelsey 3rd/4th August	Knockhill AC 7th September	Knockhill 5th/6th October								
1	5	Lorn MURRAY		1	2	3	4	5	6	7	8	9	10	11	12	140	
2	83	Sophie KINGHORN		20	20	30	25	25	20							135	-5
3	14	Duncan STEELE		25	25	24	16	20	25							102	-33
4	58	Kenneth LEES		12	16	26	20	14	14							94	-8
5	7	Stuart MURRAY		14	12	22	14	16	16							65	-29
				16	14	35											

Scottish Ford Fiesta ST Newcomers Cup



Pos	Car No.	Name	Class	Knockhill		Crftot		Knockhill		Angelsey		Knockhill AC		Knockhill		Total	Diff
				20th/21st April	18th/19th May	6th/7th July	3rd/4th August	7th September	5th/6th October								
				1	2	3	4	5	6	7	8	9	10	11	12		
1=	99	James DICKIE		25	20	35	25	25	10							140	
1=	83	Sophie KINGHORN		20	25	30	20	20	25							140	0
3	58	Kenneth LEES		16	14	26	14	16	20							106	-34
4	30	Michael GORDON		14	16	10	12	14	16							82	-24
5	32	Daniel FORBES		10	12	22	10	10	12							76	-6
6	17	Angus ROSS				24	16	12	14							66	-10
7	79	Calum BRUCE		12												12	-54



Bulletin No. _____

KMSC/SMRC Race meeting**Sorted on Laps**

Scottish C1 Cup

Knockhill 1.267 miles

Race 17 - 2nd Race

07/07/2024 15:15

Race (10 Laps) started at 15:46:10

Pos	No.	Name	Make/Model	CC	Class	Laps	Total Tm	Diff	Best Tm	In Lap	2nd Best
1	99	Dan MARTIN	Citroen C1	1000	C1	10	11:54.352		1:10.303	8	1:10.397
2	24	Ayden WILSON	Citroen C1	1000	C1	10	11:55.314	0.962	1:10.024	8	1:10.030
3	51	Murray SCOTT	Citroen C1	1000	C1N	10	12:02.014	7.662	1:10.312	4	1:10.509
4	27	James HITCHEN	Citroen C1	1000	C1	10	12:02.725	8.373	1:10.861	9	1:10.867
5	18	Gregor McPHADEN	Citroen C1	1000	C1N	10	12:03.177	8.825	1:10.774	5	1:11.018
6	117	Marc NISBET	Citroen C1	1000	C1	10	12:04.201	9.849	1:10.722	5	1:10.923
7	70	Andrew DAVIDSON	Citroen C1	1000	C1	10	12:05.363	11.011	1:10.592	4	1:11.037
8	77	James McCRACKEN	Citroen C1	1000	C1	10	12:09.190	14.838	1:10.483	5	1:10.782
9	9	Matthew BALDIE	Citroen C1	1000	C1N	10	12:12.115	17.763	1:11.538	10	1:11.673
10	6	Kenneth DOCK	Citroen C1	1000	C1	10	12:15.131	20.779	1:12.273	8	1:12.286
11	19	Dale EDWARDS	Citroen C1	1000	C1N	10	12:15.973	21.621	1:12.209	7	1:12.217
12	54	Brayley SHORE	Citroen C1	1000	C1N	10	12:19.837	25.485	1:12.579	5	1:12.669

Margin of Victory	Avg. Speed	Best Lap Tm	Best Speed	Best Lap by
0.962	63.846	1:10.024	65.133	24 - Ayden WILSON

Clerk of the Course

Orbits

Sig : Time :
 Chief Timekeeper : Ian Sharp (SMART Timing)

Results available at www.smart-timing.co.uk and www.speedhive.com

Printed: 07/07/2024 16:00:05

motor
sport
UKRACE
WITH
RESPECT



KMSC/SMRC Race meeting

Lapchart

Scottish C1 Cup

Knockhill 1.267 miles

Race 17 - 2nd Race

07/07/2024 15:15

Race (10 Laps) started at 15:46:10



Competitors	Laps										
	1	2	3	4	5	6	7	8	9	10	
Andrew DAVIDSON (70)	1	70	27	99	99	99	99	99	99	99	99
James HITCHEN (27)	2	27	99	27	27	51	24	24	24	24	24
Dan MARTIN (99)	3	99	117	51	51	27	70	27	27	27	51
Murray SCOTT (51)	4	51	70	24	24	24	27	51	51	51	27
Ayden WILSON (24)	5	24	51	70	70	70	51	77	18	18	18
Marc NISBET (117)	6	117	24	117	18	18	18	18	117	117	117
Dale EDWARDS (19)	7	19	19	18	117	117	77	117	70	70	70
Gregor McPHADEN (18)	8	18	18	77	77	77	117	70	77	77	77
James McCRACKEN (77)	9	77	9	6	6	6	9	9	9	9	9
Matthew BALDIE (9)	10	9	77	19	19	9	6	6	6	6	6
Kenneth DOCK (6)	11	6	6	54	9	19	19	19	19	19	19
Brayley SHORE (54)	12	54	54	9	54	54	54	54	54	54	54

Clerk of the Course

Orbits

Sig : Time :
 Chief Timekeeper : Ian Sharp (SMART Timing)
 Results available at www.smart-timing.co.uk and www.speedhive.com
 Printed: 07/07/2024 16:02:33



motor sport UK

RACE WITH RESPECT

Scottish C1 Cup (Newcomers)



Pos	Car No.	Name	Knockhill		Croft		Knockhill		Angelsey			Knockhill AC		Knockhill		Total	Diff	
			1	2	3	4	5	6	7	8	9	10	11	12	12a			
				20th/21st April		18th/19th May		6th/7th July		3rd/4th August				7th September		5th/6th October		
1	51	Murray SCOTT	25	25	25	25	25	25									150	
2	19	Dale EDWARDS		20	20	20	16	14									90	-60
3	9	Matthew BALDIE	20	16			14	16									66	-24
4	54	Brayley SHORE			16	16	12	12									56	-10
5	18	Gregor McPHADEN					20	20									40	-16

KMSC/SMRC Race meeting

Sorted on Laps

British Superkart Championship

Knockhill 1.267 miles

Race 18 - 3rd Race

07/07/2024 15:40

Race (12:00 Time) started at 16:08:20

Pos	No.	Name	Make/Model	CC	Class	Laps	Total Tm	Diff	Best Tm	In Lap	2nd Best
1	GP	Lee HARPAM	MS Kart/Harvey VM	250	Div1	14	12:36.858		48.176	5	48.301
2	84	Matt ROBINSON	Anderson/Redspeed VM	250	Div1	14	12:41.915	5.057	48.683	3	48.774
3	87	Jack TRITTON	MS Kart/Harvey VM	250	Div1	14	12:45.864	9.006	48.384	5	48.571
4	24	Tom RUSHFORTH	Spyda/VM	250	Div1	14	12:48.459	11.601	49.111	3	49.225
5	2	Liam MORLEY	Anderson/VM	250	Div1	14	12:48.495	11.637	48.779	9	48.799
6	3	Carl HULME	Anderson/VM	250	Div1	14	12:50.193	13.335	49.283	4	49.343
7	68	Mark EDWARDS	Anderson/Harvey VM	250	Div1	14	12:51.347	14.489	49.578	6	49.657
8	15	Luke CLEMSON	Anderson/Redspeed VM	250	Div1	14	12:52.333	15.475	50.271	3	50.313
9	42	Tom RILEY	Anderson/VM	250	Div1	14	12:53.962	17.104	50.752	7	50.771
10	9	Paul VON GERARD	Jade/IAME	250	Div1	14	12:55.674	18.816	50.798	6	51.038
11	101	Lee PLAIN	Anderson/DEA	250	F250	14	12:56.694	19.836	51.413	4	51.512
12	103	Kirk CATTERMOLE	Raider/ CAT TM	250	F250	14	12:57.530	20.672	52.008	6	52.069
13	107	Aaron POWELL	Anderson/Honda	250	F250	13	12:45.752	1 Lap	53.162	5	53.205
14	SC4	Ollie HOLMES	Anderson AK/TMR1	125	F125	13	12:46.958	1 Lap	53.628	6	53.913
15	35	Sam HEMPSHALL	Anderson/THR	250	F250	13	12:49.552	1 Lap	51.778	4	51.866
16	61	Steve SOCKI	CFDL Anderson/VM	250	Div1	13	12:52.071	1 Lap	53.529	6	53.616
17	161	Richard CONNICK	Jade/Honda	250	F250	13	12:53.928	1 Lap	54.177	6	54.316
18	49	Michael PARR	Anderson/Vipert SK	250	F250	13	12:55.602	1 Lap	52.533	6	52.571
19	69	Kosta KYRITSIS	Anderson AK/TMR1	125	F125	13	12:58.703	1 Lap	54.831	6	54.954
20	50	John BUSBY	Anderson/DEA	250	F250	13	12:59.003	1 Lap	54.651	2	54.863
21	34	Daniel JERRED	Anderson/Honda	250	F250	13	13:00.118	1 Lap	55.694	8	55.747
22	114	Carl HOPKINS	Anderson AK/TMR1	125	F125	13	13:00.831	1 Lap	55.429	5	55.636
23	99	Aston BAKER	Anderson/TM	125	F125	13	13:06.252	1 Lap	56.819	3	56.990
24	98	Marty BAKER	Anderson/TM	125	F125	13	13:11.032	1 Lap	58.182	5	58.261
25	97	Toby VINCENT	Anderson/TM	125	F125	13	13:12.003	1 Lap	57.911	2	58.456
26	143	John READER	Anderson/Honda	250	F250	9	12:45.045	5 Laps	53.427	9	53.677

Not classified

DNF	S1	Paul PLATT	PVP/Gas Gas	250	F250	13	12:01.789	DNF	51.044	3	51.108
DNF	56	Michael GOFF	Anderson/VM	250	Div1	12	12:22.452	DNF	54.398	6	54.837
DNF	18	Andy WAITE	PVP/FPE	250	Div1	7	6:13.965	DNF	51.407	4	51.786
DNF	62	Andy POWELL	PVP/FPE	250	Div1	5	5:16.354	DNF	57.650	2	58.578

Announcements

New Track Record (48.176) for Superkart Division 1 by Lee HARPAM.

Margin of Victory	Avg. Speed	Best Lap Tm	Best Speed	Best Lap by
5.057	84.364	48.176	94.670	GP - Lee HARPAM

Clerk of the Course

Sig : Time :
Chief Timekeeper : Ian Sharp (SMART Timing)
Results available at www.smart-timing.co.uk and www.speedhive.com

Printed: 07/07/2024 16:24:01



motor
sport
UK

**RACE
WITH
RESPECT**

Orbits

KMSC/SMRC Race meeting

Lapchart

British Superkart Championship

Knockhill 1.267 miles

Race 18 - 3rd Race

07/07/2024 15:40

Race (12:00 Time) started at 16:08:20

Competitors	Laps															
		0	1	2	3	4	5	6	7	8	9	10	11	12	13	14
Matt ROBINSON (84)	1	84	GP	GP	GP	GP	GP	GP	GP	GP	GP	GP	GP	GP	GP	GP
Liam MORLEY (2)	2	2	84	84	84	84	84	84	84	84	84	84	84	84	84	84
Jack TRITTON (87)	3	87	24	24	24	87	87	87	87	87	87	87	87	87	87	87
Lee HARPHAM (GP)	4	GP	87	87	87	24	24	24	24	24	24	24	24	24	24	24
Tom RUSHFORTH (24)	5	24	3	3	3	3	3	3	3	3	3	3	3	2	2	2
Carl HULME (3)	6	3	S1	S1	15	15	15	15	2	2	2	2	2	3	3	3
Tom RILEY (42)	7	42	15	15	S1	S1	S1	2	15	15	15	15	15	15	68	68
Mark EDWARDS (68)	8	68	103	103	42	42	2	S1	68	68	68	68	68	68	15	15
Luke CLEMSON (15)	9	15	9	9	9	68	68	68	S1	S1	S1	S1	S1	S1	S1	42
Paul PLATT (S1)	10	S1	42	42	68	2	42	42	42	42	42	42	42	42	42	9
Lee PLAIN (101)	11	101	18	68	103	9	9	9	9	9	9	9	9	9	9	101
Paul VON GERARD (9)	12	9	68	18	2	103	103	103	103	101	101	101	101	101	101	103
Andy WAITE (18)	13	18	35	35	35	18	18	18	101	103	103	103	103	103	103	103
Kirk CATTERMOLE (103)	14	103	101	101	18	35	101	101	35	49	49	49	49	49	49	107
Sam HEMPSHALL (35)	15	35	107	2	101	101	35	35	18	107	107	107	107	107	107	SC4
Michael PARR (49)	16	49	49	107	107	49	49	49	49	SC4	SC4	SC4	SC4	SC4	SC4	35
Aaron POWELL (107)	17	107	161	49	49	107	107	107	107	161	161	161	161	161	35	61
Richard CONNICK (161)	18	161	SC4	161	161	161	SC4	SC4	SC4	61	61	61	61	61	61	161
Ollie HOLMES (SC4)	19	SC4	69	SC4	SC4	SC4	161	161	161	35	35	35	35	35	161	49
Kosta KYRITSIS (69)	20	69	114	50	50	50	61	61	61	56	56	56	56	50	50	69
Carl HOPKINS (114)	21	114	2	69	69	61	50	56	56	50	50	50	50	69	69	50
Steve SOCKI (61)	22	61	50	114	61	69	56	50	50	69	69	69	114	34	34	34
Daniel JERRED (34)	23	34	34	61	56	56	69	69	69	114	114	114	114	34	114	114
Toby VINCENT (97)	24	97	61	56	114	114	114	114	114	34	34	34	99	99	99	99
Aston BAKER (99)	25	99	98	34	34	34	34	34	34	99	99	99	98	98	98	98
Marty BAKER (98)	26	98	99	99	99	99	99	99	99	98	98	98	98	97	97	97
John BUSBY (50)	27	50	56	98	98	98	98	98	98	97	97	97	97	56	56	56
Andy POWELL (62)	28	62	62	62	62	62	97	97	97	143	143					
Michael GOFF (56)	29	56	97	97	97	97	62	143	143							
John READER (143)	30	143	143	143	143	143	143									

Clerk of the Course

Orbits

Sig : **Time :**
Chief Timekeeper : Ian Sharp (SMART Timing)
Results available at www.smart-timing.co.uk and www.speedhive.com



**KMSC/SMRC Race meeting****Sorted on Laps**

Scottish Legends Cars Championship

Knockhill 1.267 miles

Race 19 - Final B

07/07/2024 16:00

Race (10 Laps) started at 16:42:47

Pos	No.	Name	Make/Model	CC	Class	Laps	Total Tm	Diff	Best Tm	In Lap	2nd Best
1	52	Stewart BLACK	Legend Coupe	1250	L	10	11:08.849		1:05.115	2	1:05.585
2	24	Matthew PAPE	Legend Coupe	1250	L	10	11:12.571	3.722	1:05.143	6	1:05.188
3	8	Ben MASON	Legend Coupe	1250	L T	10	11:14.593	5.744	1:05.125	6	1:05.283
4	17	Billy WAIT	Legend Coupe	1250	L	10	11:16.289	7.440	1:06.153	6	1:06.382
5	14	Daniel CLARK	Legend Coupe	890	L	10	11:18.744	9.895	1:06.220	4	1:06.314
6	77	Michael WEDDELL	Legend Coupe	1250	L R	10	11:19.791	10.942	1:05.208	6	1:05.745
7	12	Stephen TREHERNE	Legend Coupe	1250	Gue	10	11:20.104	11.255	1:04.949	8	1:05.610
8	10	Ross HODGSON	Legend Coupe	1300	L	10	11:21.940	13.091	1:06.313	3	1:06.336
9	26	Scott HYNDS	Legend Coupe	1250	L	10	11:30.457	21.608	1:06.663	9	1:06.741
10	85	Mark BEATY	Legend Coupe	1250	L	10	11:32.936	24.087	1:06.764	8	1:07.127
11	35	Neil SHENTON	Legend Coupe	1250	L	10	11:35.512	26.663	1:07.316	9	1:07.656
12	9	Colin ATKINSON	Legend Coupe	899	L	10	11:40.680	31.831	1:07.536	8	1:07.557
13	46	Brent BOWIE	Legend Coupe	1250	L	10	11:41.518	32.669	1:07.047	6	1:07.307
14	333	Bill READ	Legend Coupe	890	L	10	11:41.918	33.069	1:07.661	8	1:08.089
15	27	Grant HUNTER	Legend Coupe	890	L R	10	11:43.917	35.068	1:07.889	6	1:08.650
16	86	Jon CRITCHLOW	Legend Sedan	1250	Gue	10	11:46.517	37.668	1:07.778	10	1:08.325
17	95	Maxim POPELYUSHKO	Legend Coupe	850	L	10	11:47.581	38.732	1:07.071	6	1:07.443
18	127	Phil ROWLANDS	Legend Coupe	1250	L R	10	11:51.770	42.921	1:09.203	8	1:09.440
19	5	Christopher WALLACE	Legend Coupe	1250	L R	10	11:53.815	44.966	1:09.780	7	1:09.846
20	53	Stuart ROBERTSON	Legend Coupe	850	L	10	12:05.246	56.397	1:10.114	7	1:10.313
21	15	Elby CLARK	Legend Coupe	890	L	10	12:06.870	58.021	1:08.963	4	1:09.192
22	6	Gary ATKINSON	Legend Sedan-Van	899	L R	10	12:14.286	1:05.437	1:09.306	7	1:09.779
23	21	Mark MULHOLLAND	Legend Coupe	1250	L	8	11:15.827	2 Laps	1:13.803	6	1:14.005
24	55	Stuart McANDREW	Legend Coupe	1250	L	8	12:05.647	2 Laps	1:07.577	6	1:07.948
Not classified (80% = 8 Laps)											
DNF	28	David ALLAN	Legend Coupe	890	L	9	10:35.113	DNF	1:07.266	7	1:07.311
DNS	16	Chris LAPIT	Legend Sedan	1250	L			DNS		0	
DNS	78	David HEADEN	Legend Sedan	1250	L R			DNS		0	

Margin of Victory	Avg. Speed	Best Lap Tm	Best Speed	Best Lap by
3.722	68.189	1:04.949	70.222	12 - Stephen TREHERNE

Clerk of the Course

Orbits

Sig : Time :
 Chief Timekeeper : Ian Sharp (SMART Timing)
 Results available at www.smart-timing.co.uk and www.speedhive.com





KMSC/SMRC Race meeting

Scottish Legends Cars Championship

Knockhill 1.267 miles

Race 19 - Final B

07/07/2024 16:00

Race (10 Laps) started at 16:42:47

Lap	Time of Day	Lap Tm	S1	S2	S3	S2Spd	SFSpd	Lap	Time of Day	Lap Tm	S1	S2	S3	S2Spd	SFSpd
3	16:46:29.084	1:10.093	23.033	27.445	19.615	94.1	87.4	5	16:48:50.362	1:10.249	23.040	27.039	20.170	93.3	86.9
4	16:47:37.569	1:08.485	22.386	26.861	19.238	94.4	85.4	6	16:50:01.398	1:11.036	22.587	27.973	20.476	89.6	85.4
5	16:48:46.010	1:08.441	22.033	26.610	19.798	92.2	85.7	7	16:51:11.178	1:09.780	22.875	27.052	19.853	93.9	86.8
6	16:49:53.057	1:07.047	21.819	26.150	19.078	92.6	89.0	8	16:52:21.537	1:10.359	22.826	27.399	20.134	88.1	86.1
7	16:51:01.281	1:08.224	22.182	26.658	19.384	91.4	86.1	9	16:53:31.954	1:10.417	22.579	27.690	20.148	90.6	85.1
8	16:52:08.588	1:07.307	21.753	26.194	19.360	92.6	87.6	10	16:54:41.800	1:09.846	22.391	27.243	20.212	93.2	85.4
9	16:53:16.033	1:07.445	22.030	25.924	19.491	91.2	85.6	(53) Stuart ROBERTSON							
10	16:54:29.503	1:13.470	21.869	26.275	25.326	93.3	84.1	1	16:44:13.093	1:23.571	26.650	34.806	22.115	80.2	85.2
(333) Bill READ								2	16:45:27.779	1:14.686	24.934	29.437	20.315	91.9	88.6
1	16:44:04.343	1:16.075	25.909	29.650	20.516	93.3	87.2	3	16:46:38.931	1:11.152	23.566	27.493	20.093	92.6	88.4
2	16:45:16.466	1:12.123	23.909	27.958	20.256	88.0	88.2	4	16:47:49.529	1:10.598	22.899	27.751	19.948	92.7	87.8
3	16:46:28.172	1:11.706	23.176	27.934	20.596	95.7	86.4	5	16:49:00.512	1:10.983	22.697	27.915	20.371	92.3	87.5
4	16:47:37.944	1:09.772	22.926	26.899	19.947	94.1	88.1	6	16:50:11.372	1:10.860	22.853	27.743	20.264	91.2	86.8
5	16:48:47.802	1:09.858	23.267	26.889	19.702	92.1	88.6	7	16:51:21.486	1:10.114	22.912	27.439	19.763	92.8	87.2
6	16:49:56.912	1:09.110	22.961	26.542	19.607	95.3	88.9	8	16:52:31.799	1:10.313	22.761	27.604	19.948	92.1	87.4
7	16:51:05.001	1:08.089	22.273	26.673	19.143	95.7	90.2	9	16:53:42.289	1:10.490	22.940	27.691	19.859	92.6	86.6
8	16:52:12.662	1:07.661	22.070	26.389	19.202	96.6	89.4	10	16:54:53.231	1:10.942	22.553	27.868	20.521	90.4	86.5
9	16:53:21.451	1:08.789	22.127	26.635	20.027	95.3	89.1	(15) Elby CLARK							
10	16:54:29.903	1:08.452	22.026	26.971	19.455	95.7	89.5	1	16:44:05.608	1:16.589	26.370	29.215	21.004	87.6	84.4
(27) Grant HUNTER								2	16:45:15.188	1:20.865	25.833	35.105	19.927	92.1	88.8
1	16:44:07.439	1:16.800	26.380	29.682	20.738	90.2	90.6	3	16:46:36.057	1:09.584	23.181	27.019	19.384	91.8	89.8
2	16:45:19.465	1:12.026	25.037	27.322	19.667	95.9	90.6	4	16:47:45.020	1:08.963	22.425	27.336	19.202	93.2	89.4
3	16:46:29.414	1:09.949	22.953	27.202	19.794	96.1	90.9	5	16:48:54.212	1:09.192	22.370	27.166	19.656	95.3	89.0
4	16:47:38.064	1:08.650	22.627	26.407	19.616	97.0	89.4	6	16:50:13.305	1:19.093	22.662	36.076	20.355	65.3	88.8
5	16:48:46.773	1:08.709	22.308	26.549	19.852	94.5	89.1	7	16:51:22.798	1:09.493	22.516	26.740	20.237	95.1	87.8
6	16:49:54.662	1:07.889	21.927	26.509	19.453	94.9	86.9	8	16:52:34.843	1:12.045	22.364	30.326	19.355	94.5	88.3
7	16:51:03.817	1:09.155	22.372	26.188	20.595	95.1	86.0	9	16:53:44.519	1:09.676	23.180	26.800	19.696	90.9	88.8
8	16:52:12.657	1:08.840	22.633	26.163	20.044	95.2	87.2	10	16:54:54.855	1:10.336	22.438	27.254	20.644	92.1	87.2
9	16:53:22.659	1:10.002	22.549	27.103	20.350	93.5	87.2	(6) Gary ATKINSON							
10	16:54:31.902	1:09.243	22.296	26.852	20.095	96.3	87.2	1	16:44:03.899	1:15.580	26.278	28.673	20.629	90.2	87.3
(86) Jon CRITCHLOW								2	16:45:15.188	1:11.289	23.446	27.635	20.208	91.8	88.6
1	16:44:10.674	1:16.280	25.261	31.017	20.002	93.5	87.8	3	16:46:25.248	1:10.060	23.427	26.798	19.835	94.4	89.2
2	16:45:21.175	1:10.501	22.650	27.963	19.888	94.4	87.7	4	16:47:52.440	1:27.192	22.604	44.432	20.156	92.4	88.3
3	16:46:30.773	1:09.598	22.495	27.097	20.006	95.5	87.2	5	16:49:02.875	1:10.435	22.612	27.799	20.024	92.3	88.4
4	16:47:40.814	1:10.041	22.680	27.333	20.028	95.1	87.2	6	16:50:12.654	1:09.779	22.465	27.486	19.828	89.8	89.0
5	16:48:50.595	1:09.781	22.525	27.043	20.213	94.8	88.9	7	16:51:21.960	1:09.306	22.332	27.149	19.825	94.7	89.8
6	16:50:00.810	1:10.215	22.530	27.491	20.194	91.4	86.9	8	16:52:40.291	1:18.331	22.653	35.458	20.220	89.6	85.5
7	16:51:09.796	1:08.986	22.163	26.788	20.035	93.7	87.6	9	16:53:51.118	1:10.827	22.890	27.925	20.012	90.8	87.6
8	16:52:18.121	1:08.325	22.075	26.489	19.761	92.6	87.5	10	16:55:02.271	1:11.153	22.444	27.940	20.769	88.9	86.1
9	16:53:26.724	1:08.603	22.176	26.839	19.588	92.8	86.8	(21) Mark MULHOLLAND							
10	16:54:34.502	1:07.778	21.680	26.405	19.693	93.3	87.8	1	16:44:13.089	1:19.464	26.646	31.801	21.017	73.9	88.8
(95) Maxim POPELYUSHKO								2	16:45:37.891	1:24.802	23.976	40.023	20.803	88.9	85.4
1	16:44:06.795	1:14.856	25.629	29.673	19.554	93.2	90.1	3	16:46:52.720	1:14.829	24.597	29.340	20.892	89.0	81.6
2	16:45:17.203	1:10.408	23.876	26.934	19.598	90.0	90.0	4	16:49:03.880	2:11.160	25.067	29.089	1:17.004	90.2	73.3
3	16:46:25.922	1:08.719	22.497	26.913	19.309	95.7	89.7	5	16:50:17.885	1:14.005	25.184	28.236	20.585	90.4	86.6
4	16:47:35.358	1:09.436	22.206	27.940	19.290	95.1	89.1	6	16:51:31.688	1:13.303	25.497	28.237	20.069	89.6	87.2
5	16:48:43.503	1:08.145	21.815	26.496	19.834	95.6	88.4	7	16:52:46.765	1:15.077	24.341	29.132	21.604	91.7	83.4
6	16:49:50.574	1:07.071	21.923	26.178	18.970	96.4	88.9	8	16:54:03.812	1:17.047	25.607	29.437	22.003	77.9	83.2
7	16:51:12.864	1:22.290	36.691	26.636	18.963	95.2	88.9	(55) Stuart McANDREW							
8	16:52:20.307	1:07.443	21.840	26.746	18.857	90.2	89.7	1	16:44:04.533	1:15.544	25.888	29.036	20.620	91.2	85.1
9	16:53:27.864	1:07.557	22.313	26.117	19.127	94.9	88.5	2	16:45:20.334	1:15.801	23.946	28.195	23.660	92.1	38.1
10	16:54:35.566	1:07.702	22.232	26.390	19.080	95.2	89.0	3	16:49:10.865	3:50.531	3:03.665	27.211	19.655	91.9	87.6
(127) Phil ROWLANDS								4	16:50:18.813	1:07.948	22.103	26.584	19.261	92.3	88.8
1	16:44:12.365	1:21.004	26.961	33.247	20.796	80.0	85.3	5	16:51:27.529	1:08.716	22.523	27.068	19.125	92.3	88.5
2	16:45:22.037	1:09.672	22.589	27.255	19.828	91.9	88.1	6	16:52:35.106	1:07.577	21.819	26.818	18.940	93.6	89.6
3	16:46:31.860	1:09.823	22.653	27.273	19.897	91.9	86.3	7	16:53:44.107	1:09.001	22.387	27.092	19.522	91.9	88.2
4	16:47:41.580	1:09.720	22.923	27.205	19.592	96.1	86.1	8	16:54:53.632	1:09.525	21.679	27.062	20.784	90.0	86.9
5	16:48:51.404	1:09.824	22.700	26.996	20.128	90.0	86.3	(28) David ALLAN							
6	16:50:01.202	1:09.798	22.270	27.505	20.023	91.3	86.3	1	16:44:09.563	1:16.852	26.696	31.026	19.130	91.8	91.8
7	16:51:10.642	1:09.440	22.396	27.112	19.932	95.7	85.7	2	16:45:20.476	1:10.913	23.603	27.547	19.763	90.6	90.6
8	16:52:19.845	1:09.203	22.482	27.066	19.655	90.2	85.4	3	16:46:29.860	1:09.384	22.865	27.035	19.484	90.8	90.8
9	16:53:29.689	1:09.844	22.970	27.042	19.832	91.1	85.1	4	16:47:39.307	1:09.447	23.249	27.062	19.136	95.6	89.7
10	16:54:39.755	1:10.066	22.667	27.295	20.104	89.8	84.6	5	16:48:48.417	1:09.110	22.675	26.351	20.084	89.7	89.7
(5) Christopher WALLACE								6	16:49:56.549	1:08.132	22.633	26.401	19.098	96.4	88.8
1	16:44:05.103	1:14.969	26.435	28.277	20.257	88.4	88.1	7	16:51:03.815	1:07.266	21.970	25.882	19.414	94.7	88.5
2	16:45:18.092	1:12.989	24.372	27.787	20.830	90.3	85.7	8	16:52:11.126	1:07.311	22.094	26.113	19.104	94.3	90.1
3	16:46:29.281	1:11.189	23.562	27.265	20.362	94.4	88.1	9	16:53:23.098	1:11.972 </					



KMSC/SMRC Race meeting

Lapchart

Scottish Legends Cars Championship

Knockhill 1.267 miles

Race 19 - Final B

07/07/2024 16:00

Race (10 Laps) started at 16:42:47

Competitors	Laps	Laps											
		0	1	2	3	4	5	6	7	8	9	10	
Bill READ (333)	1	333	17	52	52	52	52	52	52	52	52	52	52
Gary ATKINSON (6)	2	6	52	17	17	17	17	17	17	24	24	24	24
Stuart McANDREW (55)	3	55	6	14	14	14	14	14	24	17	77	8	8
Elby CLARK (15)	4	15	333	77	77	77	24	24	77	77	17	17	17
Billy WAIT (17)	5	17	14	24	24	24	77	77	14	8	8	14	14
Stuart ROBERTSON (53)	6	53	55	6	10	10	8	8	8	14	14	77	77
Christopher WALLACE (5)	7	5	5	10	8	8	10	10	10	10	12	12	12
Daniel CLARK (14)	8	14	77	8	6	12	12	12	12	12	10	10	10
Brent BOWIE (46)	9	46	15	333	95	26	26	26	26	26	26	26	26
Grant HUNTER (27)	10	27	35	95	35	95	95	95	85	85	85	85	85
Neil SHENTON (35)	11	35	24	35	12	35	85	85	35	35	35	35	35
Michael WEDDELL (77)	12	77	10	5	26	85	35	35	46	46	46	9	9
Stewart BLACK (52)	13	52	95	26	333	46	46	46	9	9	9	46	46
Phil ROWLANDS (127)	14	127	46	12	85	333	27	27	28	28	333	333	333
Scott HYNDS (26)	15	26	8	46	46	27	333	9	27	27	27	27	27
Maxim POPELYUSHKO (95)	16	95	27	85	5	9	9	28	333	333	28	86	86
Ross HODGSON (10)	17	10	26	27	27	28	28	333	86	86	86	95	95
Matthew PAPE (24)	18	24	12	9	9	5	5	86	127	127	95	127	127
David ALLAN (28)	19	28	85	55	28	86	86	127	5	95	127	5	5
Colin ATKINSON (9)	20	9	9	28	86	127	127	5	95	5	5	53	53
Ben MASON (8)	21	8	28	86	127	15	15	53	53	53	53	15	15
Mark BEATY (85)	22	85	86	127	15	53	53	6	6	15	15	6	6
Stephen TREHERNE (12)	23	12	127	15	53	6	6	15	15	6	6	6	6
Mark MULHOLLAND (21)	24	21	21	53	21	21	21	21	21	21	21	21	21
Jon CRITCHLOW (86)	25	86	53	21	55	55	55	55	55	55	55	55	55
-	26												
-	27												

Clerk of the Course

Orbits

Sig : Time :

Chief Timekeeper : Ian Sharp (SMART Timing)

Results available at www.smart-timing.co.uk and www.speedhive.com





Bulletin No. _____

KMSC/SMRC Race meeting**Sorted on Laps**

Scottish Mini Cooper & Mini Cooper S Cup

Knockhill 1.267 miles

Race 20 - 3rd Race

07/07/2024 16:20

Race (9 Laps) started at 17:03:52

Pos	No.	Name	Make/Model	CC	Class	Laps	Total Tm	Diff	Best Tm	In Lap	2nd Best
1	70	Oly MORTIMER	Mini Cooper	1600	SM	9	10:03.482		1:05.502	8	1:05.559
2	18	Daniel PATTERSON	Mini Cooper	1600	SM	9	10:05.676	2.194	1:05.405	8	1:05.766
3	25	Chad LITTLE	Mini Cooper	1600	SM	9	10:07.457	3.975	1:05.266	7	1:05.725
4	91	Robbie DALGLEISH	Mini Cooper	1600	SM	9	10:08.001	4.519	1:06.008	7	1:06.286
5	23	Ian MUNRO	Mini Cooper	1600	SM	9	10:11.340	7.858	1:05.500	8	1:05.643
6	27	Martin WIJETUNGA	Mini Cooper	1600	SMN	9	10:13.897	10.415	1:06.226	7	1:06.464
7	53	Stuart McPHADEN	Mini Cooper	1600	SMN	9	10:14.202	10.720	1:06.097	9	1:06.593
8	65	Jack IRVINE	Mini Cooper	1600	SM	9	10:15.657	12.175	1:06.094	8	1:06.165
9	12	Jacob HEAP	Mini Cooper	1600	SMN	9	10:17.311	13.829	1:06.224	8	1:06.559
10	22	Jason BALLANTYNE	Mini Cooper	1600	SM	9	10:24.195	20.713	1:07.304	6	1:07.664
11	80	Ross FOSTER	Mini Cooper	1600	SMN	9	10:25.707	22.225	1:07.618	5	1:07.784
12	7	Blair DRYBURGH	Mini Cooper	1600	SMN	9	10:30.008	26.526	1:07.377	6	1:07.445
13	5	Jonathan WILD	Mini Cooper	1600	SMN	9	10:34.920	31.438	1:08.493	9	1:08.650
14	16	William SMITH	Mini Cooper	1600	SM	9	10:36.653	33.171	1:08.681	8	1:08.833
15	52	Michael WILLIAMS	Mini Cooper	1600	SMN	9	10:39.155	35.673	1:08.166	7	1:08.712
16	333	Ewan ROBERTSON	Mini Cooper	1600	SM	9	10:40.555	37.073	1:08.843	7	1:08.912
17	323	Trevor CALVIN	Mini Cooper	1600	SM	9	11:07.375	1:03.893	1:12.298	2	1:12.609

Announcements

Car No's 7 & 65 - Racetime includes 5 second time penalty - Exceeding track limits

Margin of Victory	Avg. Speed	Best Lap Tm	Best Speed	Best Lap by
2.194	68.018	1:05.266	69.881	25 - Chad LITTLE

Clerk of the Course

Orbits

Sig : Time :
 Chief Timekeeper : Ian Sharp (SMART Timing)
 Results available at www.smart-timing.co.uk and www.speedhive.com



Printed: 07/07/2024 17:17:19

KMSC/SMRC Race meeting
Scottish Mini Cooper & Mini Cooper S Cup
Knockhill 1.267 miles
Race 20 - 3rd Race
07/07/2024 16:20
Race (9 Laps) started at 17:03:52

Lap	Time of Day	Lap Tm	S1	S2	S3	S2Spd	SFSpd	Lap	Time of Day	Lap Tm	S1	S2	S3	S2Spd	SFSpd
(70) Oly MORTIMER															
1	17:05:05.547			26.610	19.858	83.5	75.6	7	17:11:53.451	1:07.941					75.3
2	17:06:13.238	1:08.026	22.254	25.668	20.104	83.4	75.2	8	17:13:00.151	1:06.700					75.5
3	17:07:21.160	1:07.587	21.902	25.972	19.713	83.2	75.0	9	17:14:06.248	1:06.097					74.6
4	17:08:27.314	1:06.154	21.173	24.986	19.995	84.2	75.2	(65) Jack IRVINE							
5	17:09:33.260	1:05.946	21.215	25.085	19.646	83.8	75.2	1	17:05:06.161			26.876	19.930	83.1	75.4
6	17:10:38.838	1:05.578	21.115	24.978	19.485	83.5	75.6	2	17:06:14.391	1:08.230	22.219	25.909	20.102	83.6	75.2
7	17:11:44.467	1:05.629	21.088	25.051	19.490	83.9	75.3	3	17:07:22.642	1:08.251	21.796	25.865	20.590	82.4	74.0
8	17:12:49.969	1:05.502	21.026	24.976	19.500	83.7	75.7	4	17:08:29.695	1:07.053	21.998	25.364	19.691	83.6	75.7
9	17:13:55.528	1:05.559	21.052	24.870	19.637	84.1	74.7	5	17:09:36.477	1:06.782	21.490	25.337	19.955	83.1	76.3
(18) Daniel PATTERSON															
1	17:05:04.865			26.365	19.889	83.2	75.9	6	17:10:44.183	1:07.706	21.998	26.113	19.595	83.1	75.7
2	17:06:13.238	1:08.373	22.686	25.774	19.913	83.2	75.7	7	17:11:50.348	1:06.165	21.208	25.288	19.669	83.7	75.4
3	17:07:21.567	1:08.329	22.383	26.120	19.826	84.0	76.0	8	17:12:56.442	1:06.094	21.394	25.037	19.663	83.9	75.2
4	17:08:27.727	1:06.160	21.516	25.071	19.573	84.3	76.6	9	17:14:02.703	1:06.261	21.441	25.211	19.609	83.2	75.3
5	17:09:34.404	1:06.677	21.993	25.062	19.622	84.2	77.3	(12) Jacob HEAP							
6	17:10:40.706	1:06.302	21.536	25.160	19.606	83.5	76.3	1	17:05:08.542			28.005	20.747	80.6	73.5
7	17:11:46.551	1:05.845	21.278	24.970	19.597	84.1	75.8	2	17:06:18.927	1:10.385	22.876	27.228	20.281	83.0	74.3
8	17:12:51.956	1:05.405	21.144	24.738	19.523	84.0	75.8	3	17:07:27.377	1:08.450	22.512	25.808	20.130	82.4	72.8
9	17:13:57.722	1:05.766	21.413	24.840	19.513	83.5	75.7	4	17:08:35.609	1:08.232	22.481	26.056	19.695	82.8	75.4
(25) Chad LITTLE															
1	17:05:09.018			30.439	20.100	81.9	75.8	5	17:09:42.911	1:07.302	21.633	25.813	19.856	83.0	75.2
2	17:06:17.101	1:08.083	22.121	25.876	20.086	82.3	74.5	6	17:10:49.840	1:06.929	21.451	25.494	19.984	82.7	74.9
3	17:07:23.627	1:06.526	21.875	25.023	19.628	84.4	75.3	7	17:11:56.399	1:06.559	21.617	25.281	19.661	83.4	74.8
4	17:08:30.291	1:06.664	21.968	25.161	19.535	84.2	76.4	8	17:13:02.623	1:06.224	21.574	24.913	19.737	83.3	74.6
5	17:09:36.698	1:06.407	21.200	25.242	19.965	84.2	76.3	9	17:14:09.357	1:06.734	21.385	25.385	19.964	82.3	74.7
6	17:10:42.548	1:05.850	21.543	24.848	19.459	83.4	75.7	(22) Jason BALLANTYNE							
7	17:11:47.814	1:05.266	21.075	24.808	19.383	84.0	75.5	1	17:05:10.385			27.568	20.690	81.5	75.5
8	17:12:53.539	1:05.725	20.963	24.844	19.918	83.1	76.1	2	17:06:19.619	1:09.234	22.789	26.326	20.119	83.0	75.8
9	17:13:59.503	1:05.964	21.781	24.507	19.676	84.0	74.8	3	17:07:27.790	1:08.171	22.067	26.090	20.014	83.7	76.2
(91) Robbie DALGLEISH															
1	17:05:04.515			26.091	20.201	80.6	73.3	4	17:08:37.112	1:09.322	22.686	26.256	20.380	83.0	75.9
2	17:06:12.504	1:07.989	22.273	25.670	20.046	81.1	72.7	5	17:09:44.818	1:07.706	22.178	25.694	19.834	83.9	76.6
3	17:07:19.950	1:07.446	21.993	25.533	19.920	81.4	73.4	6	17:10:52.122	1:07.304	21.748	25.506	20.050	84.6	75.8
4	17:08:27.415	1:07.465	21.658	25.430	20.377	81.3	73.6	7	17:12:00.548	1:08.426	22.185	25.646	20.595	82.6	76.8
5	17:09:34.135	1:06.720	21.705	25.225	19.790	82.2	74.9	8	17:13:08.577	1:08.029	22.275	25.707	20.047	83.3	75.6
6	17:10:41.209	1:07.074	21.917	25.432	19.725	82.6	74.6	9	17:14:16.241	1:07.664	22.140	25.704	19.820	83.0	75.4
7	17:11:47.217	1:06.008	21.417	24.942	19.649	83.0	74.6	(80) Ross FOSTER							
8	17:12:53.503	1:06.286	21.206	25.012	20.068	82.7	73.7	1	17:05:08.799			27.938	20.495	80.4	73.1
9	17:14:00.047	1:06.544	21.991	24.835	19.718	82.6	74.3	2	17:06:18.614	1:09.815	22.986	26.407	20.422	81.2	74.3
(23) Ian MUNRO															
1	17:05:05.733			26.741	20.330	83.2	75.1	3	17:07:27.365	1:08.751	22.075	26.175	20.501	82.5	74.3
2	17:06:13.808	1:08.075	22.336	25.761	19.978	83.3	75.4	4	17:08:36.609	1:09.244	22.668	26.313	20.263	80.9	74.1
3	17:07:22.615	1:08.807	22.087	26.216	20.504	81.7	72.9	5	17:09:44.227	1:07.618	22.023	25.546	20.049	82.8	74.2
4	17:08:31.428	1:08.813	23.324	25.675	19.814	82.8	75.6	6	17:10:52.592	1:08.365	21.626	25.962	20.777	82.0	73.9
5	17:09:37.603	1:06.175	21.380	25.210	19.585	83.5	76.9	7	17:12:00.376	1:07.784	22.179	25.633	19.972	83.0	74.4
6	17:10:45.443	1:07.840	21.473	26.387	19.980	84.1	74.6	8	17:13:09.149	1:08.773	22.884	25.809	20.080	82.7	74.2
7	17:11:52.243	1:06.800	22.253	24.863	19.684	83.9	75.0	9	17:14:17.753	1:08.604	22.436	26.204	19.964	82.5	73.6
8	17:12:57.743	1:05.500	21.136	24.735	19.629	83.7	75.5	(7) Blair DRYBURGH							
9	17:14:03.386	1:05.643	21.196	24.755	19.692	84.1	74.9	1	17:05:11.687			29.860	20.912	77.3	74.1
(27) Martin WIJETUNGA															
1	17:05:08.190			27.851	20.265	81.5	75.3	2	17:06:20.158	1:08.471	22.277	25.976	20.218	82.1	74.5
2	17:06:17.149	1:08.959	22.328	26.428	20.203	80.6	74.3	3	17:07:28.707	1:08.549	22.338	25.824	20.387	83.1	74.5
3	17:07:25.314	1:08.165	22.400	25.774	19.991	82.1	75.0	4	17:08:37.363	1:08.656	22.393	25.853	20.410	82.4	74.5
4	17:08:33.048	1:07.734	21.783	25.968	19.983	82.5	75.1	5	17:09:45.352	1:07.989	22.290	25.641	20.058	83.5	75.1
5	17:09:40.072	1:07.024	21.680	25.718	19.626	83.1	75.5	6	17:10:52.729	1:07.377	21.991	25.412	19.974	83.4	74.4
6	17:10:46.536	1:06.464	21.467	25.338	19.659	83.6	75.7	7	17:12:00.897	1:08.168	22.457	25.623	20.088	82.5	75.1
7	17:11:52.762	1:06.226	21.465	25.169	19.592	83.4	75.4	8	17:13:09.609	1:08.712	22.588	26.033	20.091	82.1	74.5
8	17:12:59.300	1:06.538	21.453	25.255	19.830	83.3	75.0	9	17:14:17.054	1:07.445	21.980	25.675	19.790	82.5	74.8
9	17:14:05.943	1:06.643	21.471	25.208	19.964	83.1	74.5	(5) Jonathan WILD							
(53) Stuart McPHADEN															
1	17:05:06.950						74.7	1	17:05:11.976			29.021	20.924	78.6	72.5
2	17:06:14.648	1:07.698					75.0	2	17:06:21.949	1:09.973	23.021	26.503	20.449	80.8	73.4
3	17:07:22.560	1:07.912					73.9	3	17:07:31.864	1:09.915	22.655	26.532	20.728	80.6	73.3
4	17:08:30.516	1:07.956					75.6	4	17:08:41.834	1:09.970	22.803	26.456	20.711	81.0	73.1
5	17:09:37.109	1:06.593					75.8	5	17:09:51.370	1:09.536	22.760	26.277	20.499	80.1	73.4
6	17:10:45.510	1:08.401	21.421				73.3	6	17:11:00.877	1:09.507	22.718	26.255	20.534	81.0	72.9
(16) William SMITH															

KMSC/SMRC Race meeting
Scottish Mini Cooper & Mini Cooper S Cup
Knockhill 1.267 miles
Race 20 - 3rd Race
07/07/2024 16:20
Race (9 Laps) started at 17:03:52

Lap	Time of Day	Lap Tm	S1	S2	S3	S2Spd	SFSpd	Lap	Time of Day	Lap Tm	S1	S2	S3	S2Spd	SFSpd
4	17:08:43.095	1:09.900													
5	17:09:52.878	1:09.783													
6	17:11:02.194	1:09.316													
7	17:12:11.185	1:08.991													
8	17:13:19.866	1:08.681													
9	17:14:28.699	1:08.833													

(52) Michael WILLIAMS

1	17:05:13.791			28.276	21.222	81.1	75.0
2	17:06:24.813	1:11.022	23.330	27.072	20.620	82.2	74.6
3	17:07:34.988	1:10.175	22.845	26.708	20.622	82.5	75.1
4	17:08:45.009	1:10.021	22.967	26.616	20.438	83.4	75.5
5	17:09:55.908	1:10.899	23.519	26.790	20.590	82.0	75.1
6	17:11:05.147	1:09.239	22.388	26.258	20.593	83.0	74.7
7	17:12:13.313	1:08.166	22.025	25.943	20.198	83.6	74.4
8	17:13:22.025	1:08.712	22.188	26.249	20.275	83.0	75.1
9	17:14:31.201	1:09.176	22.232	26.373	20.571	83.5	74.5

(333) Ewan ROBERTSON

1	17:05:13.115			29.086	21.029	80.6	74.0
2	17:06:24.043	1:10.928	23.283	26.508	21.137	82.5	73.3
3	17:07:34.650	1:10.607	22.962	26.617	21.028		74.0
4	17:08:44.748	1:10.098	23.077	26.392	20.629		74.5
5	17:09:56.461	1:11.713	24.084	26.933	20.696		74.4
6	17:11:05.841	1:09.380	22.799	26.279	20.302	81.9	74.1
7	17:12:14.684	1:08.843	22.525	25.843	20.475	82.6	74.0
8	17:13:23.596	1:08.912	22.570	26.187	20.155		74.4
9	17:14:32.601	1:09.005	22.487	26.377	20.141		70.9

(323) Trevor CALVIN

1	17:05:15.316			28.845	21.643	75.9	69.0
2	17:06:27.614	1:12.298	23.937	27.162	21.199	76.7	68.8
3	17:07:40.695	1:13.081	24.135	27.655	21.291	76.8	69.2
4	17:08:54.174	1:13.479	24.296	27.851	21.332	76.6	69.3
5	17:10:07.676	1:13.502	24.609	27.565	21.328	76.9	69.1
6	17:11:20.543	1:12.867	24.038	27.598	21.231	77.2	69.6
7	17:12:33.323	1:12.780	24.126	27.364	21.290	76.7	69.8
8	17:13:46.812	1:13.489	24.260	27.760	21.469	75.8	69.0
9	17:14:59.421	1:12.609	23.940	27.435	21.234	76.6	68.9

Clerk of the Course
Orbits

Sig : _____ **Time :** _____
Chief Timekeeper : Ian Sharp (SMART Timing)
Results available at www.smart-timing.co.uk and www.speedhive.com

Printed: 07/07/2024 17:17:37




Bulletin No. _____

KMSC/SMRC Race meeting

Lapchart

Scottish Mini Cooper & Mini Cooper S Cup

Knockhill 1.267 miles

Race 20 - 3rd Race

07/07/2024 16:20

Race (9 Laps) started at 17:03:52



Competitors	Laps									
	1	2	3	4	5	6	7	8	9	
Robbie DALGLEISH (91)	1	91	91	91	70	70	70	70	70	70
Daniel PATTERSON (18)	2	18	18	70	91	91	18	18	18	18
Oly MORTIMER (70)	3	70	70	18	18	18	91	91	91	25
Ian MUNRO (23)	4	23	23	53	65	65	25	25	25	91
Jack IRVINE (65)	5	65	65	23	25	25	65	65	65	65
Stuart McPHADEN (53)	6	53	53	65	53	53	23	23	23	23
Martin WIJETUNGA (27)	7	27	25	25	23	23	53	27	27	27
Jacob HEAP (12)	8	12	27	27	27	27	27	53	53	53
Ross FOSTER (80)	9	80	80	80	12	12	12	12	12	12
William SMITH (16)	10	16	12	12	80	80	22	80	22	22
Chad LITTLE (25)	11	25	22	22	22	22	80	22	80	7
Jason BALLANTYNE (22)	12	22	7	7	7	7	7	7	7	80
Blair DRYBURGH (7)	13	7	5	5	5	5	5	5	5	5
Jonathan WILD (5)	14	5	16	16	16	16	16	16	16	16
Ewan ROBERTSON (333)	15	333	333	333	333	52	52	52	52	52
Michael WILLIAMS (52)	16	52	52	52	52	333	333	333	333	333
Trevor CALVIN (323)	17	323	323	323	323	323	323	323	323	323

Clerk of the Course Orbits

Sig : Time :
 Chief Timekeeper : Ian Sharp (SMART Timing)
 Results available at www.smart-timing.co.uk and www.speedhive.com
 Printed: 07/07/2024 17:17:58



Scottish Mini Cooper Cup - Knockhill Cup



Pos	Car No.	Name	Class	Knockhill 20th/21st April			Knockhill AC 1st June			Knockhill 6th/7th July			Knockhill 5th/6th October			Total	Diff
				1	2	3	4	5	6				7	8	9		
1	91	Robbie DALGLEISH		20	26	14	26	25	16	16	14	14				171	
2	70	Oly MORTIMER		11	16	2	0	14	25	25	25	25				143	-28
3	23	Ian MUNRO		12	12	20	12	9	14	21	21	12				133	-10
4	18	Daniel PATTERSON		26	14	0	11	0	12	14	16	20				113	-20
5	65	Jack IRVINE		14	10	25	20	16	10	0	9	8				112	-1
6	22	Jason BALLANTYNE		0	8	17	14	21	21	10	0	6				97	-15
7	25	Chad LITTLE		16	20	1	16	3	0	1	12	17				86	-11
8	12	Jacob HEAP		5	6	7	1	10	7	9	8	7				60	-26
9	27	Martin WIJETUNGA	N	4	9	12	0	5	4	7	7	10				58	-2
10	53	Stuart McPHADEN	N				8	0	8	12	10	9				47	-11
11	88	Barry HOLMES		9	7	10	5	12	1	0	0	0				44	-3
12	333	Ewan ROBERTSON		7	0	9	7	7	6	6	0	0				42	-2
13	13	Blair DRYBURGH	N	0	0	0	6	8	9	8	0	4				35	-7
14	80	Ross FOSTER	N	6	5	8	2	0	0	0	6	5				32	-3
15=	16	William SMITH		3	4	6	0	4	5	0	4	2				28	-4
15=	5	Jonathan WILD		2	3	4	3	0	3	5	5	3				28	0
17	52	Michael WILLIAMS	N	8	2	3	4	6	0	0	0	1				24	-4
18	684	Ralph STURROCK	N	0	0	0	9	0	2	0	0	0				11	-13
19	164	Curtis PATERSON	N	1	1	5	0	0	0	0	0	0				7	-4

Scottish Mini Cooper S



Pos	Car No.	Name													Total	Diff
			Knockhill	20th/21st April	Knockhill AC	1st June	Knockhill	6th/7th July	Anglesey	3rd/4th August	Croft	7th/8th September	Knockhill	5th/6th October		
			1	2	3	4	5	6	7	8	9	10	11	12		
1	97	Jamie BLAKE	20	20	20	20	16	20							116	
2	14	Rich FLETT	16	16	16	16	20	16							100	-16



Bulletin No. _____

KMSC/SMRC Race meeting**Sorted on Laps****Scottish Classic Sports & Saloon Championship****Knockhill 1.267 miles****Race 21 - 2nd Race****07/07/2024 16:40****Race (12 Laps) started at 17:24:27**

Pos	No.	Name	Make/Model	CC	Class	Laps	Total Tm	Diff	Best Tm	In Lap	2nd Best
1	78	Andrew GRAHAM	Triumph TR8	3500	CE	12	12:42.021		1:01.907	12	1:02.487
2	63	John KINMOND	Rover SD1	3500	CE	12	12:54.016	11.995	1:02.607	10	1:02.848
3	64	Adam KINMOND	Rover Vitesse	3500	CI	12	13:06.785	24.764	1:04.184	12	1:04.320
4	51	Ewan ANDERSON	MGB GT	3500	CE	12	13:19.563	37.542	1:04.900	9	1:05.359
5	91	Craig HOUSTON	Lotus Excel	2174	CB	12	13:41.769	59.748	1:05.689	8	1:06.323
6	11	Iain MITCHELL	Vauxhall Nova	1300	CA	12	13:47.327	1:05.306	1:07.121	8	1:07.161
7	69	Niki DICKSON	Lotus Cortina Mk1	1600	CB	11	12:48.983	1 Lap	1:07.105	11	1:07.869
8	65	Paul GREEN	Ford Fiesta XR2	1600	XR	11	13:05.111	1 Lap	1:08.295	11	1:09.419
9	5	Michael LONGSTAFFE	MG Midget	1380	CA	11	13:32.533	1 Lap	1:12.067	4	1:12.119
10	23	Sonny GRAY	Ford Fiesta XR2	1600	XR	11	13:36.579	1 Lap	1:11.647	11	1:12.189
11	111	Mark WYNN	TVR Vixen	2500	CI	10	12:42.069	2 Laps	1:12.861	10	1:13.846
12	67	Richard COOPER	Ginetta G15	1600	CA	10	13:01.044	2 Laps	1:14.902	8	1:15.286
13	66	Duncan O'NEILL	Ford Fiesta XR2	1600	XR	10	13:32.158	2 Laps	1:13.340	5	1:14.155

Not classified

DNF	55	Colin CALDER	Ginetta G4	1600	CI	6	6:39.397	DNF	1:03.717	6	1:03.914
DNF	62	Andrew KINMOND	TVR Vixen	2500	CB	1	1:43.305	DNF		0	
DNS	40	Ian MORTON	Austin A40 Farina	1360	CA			DNS		0	

Margin of Victory	Avg. Speed	Best Lap Tm	Best Speed	Best Lap by
11.995	71.822	1:01.907	73.672	78 - Andrew GRAHAM

Clerk of the Course**Orbits**

Sig : Time :
 Chief Timekeeper : Ian Sharp (SMART Timing)
 Results available at www.smart-timing.co.uk and www.speedhive.com



Printed: 07/07/2024 17:40:10



KMSC/SMRC Race meeting

Scottish Classic Sports & Saloon Championship

Knockhill 1.267 miles

Race 21 - 2nd Race

07/07/2024 16:40

Race (12 Laps) started at 17:24:27

Lap	Time of Day	Lap Tm	S1	S2	S3	S2Spd	SFSpd	Lap	Time of Day	Lap Tm	S1	S2	S3	S2Spd	SFSpd
(78) Andrew GRAHAM															
1	17:25:35.958			25.155	18.914	101.1	96.8	3	17:28:06.083	1:08.962	22.824	26.522	19.616	89.7	81.3
2	17:26:40.516	1:04.558	20.712	25.345	18.501	99.6	99.0	4	17:29:14.201	1:08.118	22.467	26.354	19.297	89.6	81.6
3	17:27:44.468	1:03.952	20.508	25.289	18.155	102.8	99.4	5	17:30:22.100	1:07.899	22.459	26.068	19.372	90.3	81.8
4	17:28:47.400	1:02.932	20.203	24.721	18.008		99.9	6	17:31:29.917	1:07.817	22.309	26.040	19.468	90.0	82.1
5	17:29:50.271	1:02.871	20.464	24.372	18.035	103.6	100.2	7	17:32:37.227	1:07.310	22.011	26.063	19.236	90.1	82.5
6	17:30:53.461	1:03.190	20.286	24.834	18.070	104.2	100.5	8	17:33:44.348	1:07.121	21.936	25.985	19.200	89.7	82.0
7	17:31:56.241	1:02.780	20.357	24.417	18.006		100.2	9	17:34:52.533	1:08.185	22.758	26.276	19.151	89.8	81.9
8	17:32:59.595	1:03.354	20.671	24.938	17.745	105.7	99.7	10	17:35:59.694	1:07.161	21.939	26.024	19.198	89.7	82.4
9	17:34:02.367	1:02.772	20.300	24.912	17.560	109.3	99.4	11	17:37:07.831	1:08.137	21.974	26.703	19.460	89.0	81.3
10	17:35:04.854	1:02.487	20.077	24.612	17.798	108.1	100.2	12	17:38:15.083	1:07.252	22.328	25.627	19.297	90.0	80.2
11	17:36:07.870	1:03.016	20.251	24.848	17.917	105.0	99.6	(69) Niki DICKSON							
12	17:37:09.777	1:01.907	20.057	24.189	17.661	109.1	100.8	1	17:25:47.564			29.694	20.729	87.8	85.1
(63) John KINMOND															
1	17:25:43.185			26.941	18.824	103.7	99.3	2	17:26:59.402	1:11.838	23.749	28.125	19.964	89.7	84.2
2	17:26:47.157	1:03.972	20.485	24.804	18.683	106.5	97.4	3	17:28:09.297	1:09.895	22.812	27.273	19.810	90.6	84.6
3	17:27:50.291	1:03.134	20.490	24.223	18.421	105.3	99.4	4	17:29:18.522	1:09.225	22.329	27.243	19.653	89.8	84.7
4	17:28:54.086	1:03.795	20.237	24.997	18.561	104.9	98.8	5	17:30:27.358	1:08.836	22.284	26.895	19.657	90.7	84.3
5	17:29:56.934	1:02.848	20.084	24.282	18.482	105.3	97.0	6	17:31:35.548	1:08.190	22.106	26.486	19.598	90.6	84.8
6	17:31:00.710	1:03.776	20.093	25.389	18.294	104.0	99.6	7	17:32:44.250	1:08.702	22.219	26.819	19.664	90.2	84.6
7	17:32:03.882	1:03.172	20.295	24.416	18.461	105.3	99.3	8	17:33:52.622	1:08.372	22.250	26.455	19.667	90.7	84.4
8	17:33:07.045	1:03.163	20.234	24.882	18.047	104.2	99.7	9	17:35:00.491	1:07.869	22.153	26.405	19.311	91.1	84.7
9	17:34:09.966	1:02.921	20.201	24.317	18.403	106.5	95.6	10	17:36:09.634	1:09.143	22.349	27.076	19.718	89.4	85.3
10	17:35:12.573	1:02.607	20.426	24.190	17.991	105.7	96.7	11	17:37:16.739	1:07.105	21.757	26.229	19.119	91.7	84.9
11	17:36:16.343	1:03.770	20.360	24.001	19.409	102.8	93.3	(65) Paul GREEN							
12	17:37:21.772	1:05.429	21.432	24.037	19.960	105.5	94.5	1	17:25:49.112			29.412	21.196	79.7	73.6
(64) Adam KINMOND															
1	17:25:40.192			25.958	19.701	94.3	90.3	2	17:27:00.923	1:11.811	23.577	27.361	20.873	81.4	73.5
2	17:26:45.835	1:05.643	21.222	25.293	19.128	98.8	90.7	3	17:28:11.654	1:10.731	23.339	27.016	20.376	82.5	73.7
3	17:27:52.428	1:06.593	22.541	25.147	18.905	97.4	92.6	4	17:29:22.297	1:10.643	23.024	27.189	20.430	81.8	74.4
4	17:28:57.154	1:04.726	20.895	24.862	18.969	100.8	94.7	5	17:30:32.290	1:09.993	22.884	26.841	20.268	81.9	74.7
5	17:30:01.729	1:04.575	21.670	24.430	18.475	100.2	92.3	6	17:31:41.879	1:09.589	22.736	26.552	20.301	82.6	74.5
6	17:31:06.108	1:04.379	20.566	24.390	19.423	99.3	90.4	7	17:32:53.480	1:11.601	22.625	28.318	20.658	80.5	74.4
7	17:32:10.428	1:04.320	20.719	24.813	18.788	98.7	92.6	8	17:34:04.995	1:11.515	23.808	26.825	20.882	82.0	74.0
8	17:33:15.853	1:05.425	22.429	24.111	18.885	98.1	89.6	9	17:35:15.153	1:10.158	22.316	26.194	21.648	81.1	73.2
9	17:34:20.692	1:04.839	21.045	25.242	18.552	98.1	91.6	10	17:36:24.572	1:09.419	22.442	26.671	20.306	81.9	74.2
10	17:35:25.911	1:05.219	21.776	24.583	18.860	98.7	90.0	11	17:37:32.867	1:08.295	22.411	25.856	20.028	82.3	74.7
11	17:36:30.357	1:04.446	20.875	24.723	18.848	96.7	90.4	(5) Michael LONGSTAFFE							
12	17:37:34.541	1:04.184	20.806	24.194	19.184	100.6	89.2	1	17:25:51.537			30.541	21.223	81.3	79.0
(51) Ewan ANDERSON															
1	17:25:37.065			25.965	18.497	101.2	93.3	2	17:27:04.068	1:12.531	23.636	28.296	20.599	85.6	80.4
2	17:26:43.865	1:06.800	21.342	26.453	19.005	99.4	88.2	3	17:28:16.926	1:12.858	23.746	28.253	20.859	85.3	80.2
3	17:27:49.940	1:06.075	21.298	25.857	18.920	97.1	89.1	4	17:29:28.993	1:12.067	23.209	28.185	20.673	86.1	79.4
4	17:28:57.040	1:07.100	21.788	26.251	19.061	96.3	90.3	5	17:30:41.317	1:12.324	23.087	28.377	20.860	84.1	79.5
5	17:30:04.438	1:07.398	22.302	26.099	18.997	97.1	90.3	6	17:31:53.436	1:12.119	23.262	28.151	20.706	85.3	80.0
6	17:31:10.345	1:05.907	21.358	25.895	18.654	96.7	89.1	7	17:33:06.551	1:13.115	24.128	27.977	21.010	85.1	80.5
7	17:32:18.439	1:08.094	21.710	27.556	18.828	94.3	90.0	8	17:34:19.214	1:12.663	23.624	28.216	20.823	85.7	79.9
8	17:33:25.490	1:07.051	21.312	26.934	18.805	96.6	89.1	9	17:35:33.440	1:14.226	24.815	28.478	20.933	85.2	76.8
9	17:34:30.390	1:04.900	20.833	25.361	18.706	97.3	89.6	10	17:36:47.710	1:14.270	25.179	28.197	20.894	86.6	79.1
10	17:35:35.820	1:05.430	21.357	25.595	18.478	97.1	89.6	11	17:38:00.289	1:12.579	23.554	28.268	20.757	84.7	79.5
11	17:36:41.960	1:06.140	22.321	25.385	18.434	96.1	89.5	(23) Sonny GRAY							
12	17:37:47.319	1:05.359	21.087	25.728	18.544	96.6	88.8	1	17:25:54.717			32.421	22.202		70.8
(91) Craig HOUSTON															
1	17:25:46.874			28.497	20.245	95.6	88.2	2	17:27:06.906	1:12.189	23.370	27.853	20.966		72.2
2	17:26:55.241	1:08.367	22.805	25.874	19.688	98.4	87.6	3	17:28:19.460	1:12.554	23.368	27.837	21.349		72.0
3	17:28:03.645	1:08.404	22.260	26.578	19.566	96.6	87.4	4	17:29:33.449	1:13.989	24.790	28.244	20.955		72.6
4	17:29:11.546	1:07.901	22.044	26.398	19.459	97.3	87.2	5	17:30:46.298	1:12.849	24.121	28.120	20.608		72.8
5	17:30:19.640	1:08.094	22.299	26.289	19.506	98.7	87.8	6	17:31:58.812	1:12.514	23.535	27.739	21.240		72.5
6	17:31:28.000	1:08.360	22.059	26.642	19.659	97.7	87.7	7	17:33:12.156	1:13.344	23.782	28.200	21.362		71.8
7	17:32:36.099	1:08.099	21.840	26.803	19.456	93.9	88.5	8	17:34:26.638	1:14.482	24.703	28.608	21.171		71.4
8	17:33:41.788	1:05.689	21.507	25.336	18.846	100.3	90.4	9	17:35:40.298	1:13.660	24.092	28.391	21.177		71.3
9	17:34:48.481	1:06.693	21.902	25.556	19.235	99.0	88.6	10	17:36:52.688	1:12.390	23.865	27.649	20.876		72.2
10	17:35:54.804	1:06.323	21.781	25.262	19.280	100.6	88.2	11	17:38:04.335	1:11.647	23.896	27.078	20.673		71.8
11	17:37:01.595	1:06.791	21.816	25.692	19.283	100.0	88.2	(111) Mark WYNN							
12	17:38:09.525	1:07.930	22.269	25.816	19.845	99.4	88.2	1	17:25:56.687			33.235	21.992	77.0	80.3
(11) Iain MITCHELL															
1	17:25:46.345			28.285	20.164	88.2	80.5	2	17:27:11.071	1:14.384	23.639	29.238	21.507	82.4	77.0
2	17:26:57.121	1:10.776	23.966	26.968	19.842	89.8	79.6	3	17:28:25.354	1:14.283	24.205	29.053	21.025	83.1	79.2
Clerk of the Course															
Sig : Time :															
Chief Timekeeper : Ian Sharp (SMART Timing)															
Results available at www.smart-timing.co.uk and www.speedhive.com															
Printed: 07/07/2024 17:40:32															



Bulletin No. _____

KMSC/SMRC Race meeting

Scottish Classic Sports & Saloon Championship

Knockhill 1.267 miles

Race 21 - 2nd Race

07/07/2024 16:40

Race (12 Laps) started at 17:24:27

Lap	Time of Day	Lap Tm	S1	S2	S3	S2Spd	SFSpd	Lap	Time of Day	Lap Tm	S1	S2	S3	S2Spd	SFSpd
(67) Richard COOPER															
1	17:25:56.304			32.951	22.733	74.6	67.6								
2	17:27:15.027	1:18.723	25.684	30.364	22.675	72.2	64.9								
3	17:28:33.210	1:18.183	26.039	29.485	22.659	74.5	64.3								
4	17:29:50.771	1:17.561	25.816	29.697	22.048	74.0	66.4								
5	17:31:08.264	1:17.493	25.191	29.283	23.019	74.0	66.7								
6	17:32:26.386	1:18.122	25.388	30.416	22.318	70.5	66.9								
7	17:33:42.122	1:15.736	25.034	28.919	21.783	76.3	70.3								
8	17:34:57.024	1:14.902	24.628	28.965	21.309	77.1	69.8								
9	17:36:13.514	1:16.490	24.457	29.986	22.047	74.6	67.3								
10	17:37:28.800	1:15.286	25.022	28.198	22.066	75.4	63.4								
(66) Duncan O'NEILL															
1	17:25:54.981			32.626	22.312	76.8	69.1								
2	17:27:09.136	1:14.155	24.382	28.065	21.708	78.6	69.3								
3	17:28:23.419	1:14.283	23.847	28.371	22.065	79.0	67.9								
4	17:29:38.225	1:14.806	24.296	28.654	21.856	77.6	69.5								
5	17:30:51.565	1:13.340	23.566	28.039	21.735	77.9	67.9								
6	17:32:07.025	1:15.460	24.447	28.051	22.962	77.9	69.8								
7	17:33:36.455	1:29.430	27.137	36.239	26.054	58.4	63.0								
8	17:35:06.558	1:30.103	31.230	34.003	24.870	65.9	64.8								
9	17:36:33.644	1:27.086	29.329	32.310	25.447	70.0	67.9								
10	17:37:59.914	1:26.270	27.879	32.978	25.413	69.7	66.5								
(55) Colin CALDER															
1	17:25:42.694			26.841	19.480	95.2	96.0								
2	17:26:48.320	1:05.626	22.156	25.172	18.298	102.5	97.8								
3	17:27:53.478	1:05.158	21.516	24.896	18.746	97.7	97.4								
4	17:28:57.392	1:03.914	21.242	24.408	18.264	102.3	95.1								
5	17:30:03.436	1:06.044	22.588	25.658	17.798	103.2	97.5								
6	17:31:07.153	1:03.717	21.419	24.338	17.960	105.0	92.6								
(62) Andrew KINMOND															
1	17:26:11.061			35.148	36.247	48.5	18.8								

Clerk of the Course

Orbits

Sig : Time :
 Chief Timekeeper : Ian Sharp (SMART Timing)
 Results available at www.smart-timing.co.uk and www.speedhive.com



motor sport UK





Bulletin No. _____

KMSC/SMRC Race meeting

Lapchart

Scottish Classic Sports & Saloon Championship

Knockhill 1.267 miles

Race 21 - 2nd Race

07/07/2024 16:40

Race (12 Laps) started at 17:24:27



Competitors	Laps											
	1	2	3	4	5	6	7	8	9	10	11	12
Andrew GRAHAM (78)	1	78	78	78	78	78	78	78	78	78	78	78
Ewan ANDERSON (51)	2	51	51	51	63	63	63	63	63	63	63	63
Adam KINMOND (64)	3	64	64	63	51	64	64	64	64	64	64	64
Colin CALDER (55)	4	55	63	64	64	55	55	51	51	51	51	51
John KINMOND (63)	5	63	55	55	55	51	51	91	91	91	91	91
Iain MITCHELL (11)	6	11	91	91	91	91	11	11	11	11	11	11
Craig HOUSTON (91)	7	91	11	11	11	11	69	69	69	69	69	69
Niki DICKSON (69)	8	69	69	69	69	69	65	65	65	65	65	65
Paul GREEN (65)	9	65	65	65	65	65	5	5	5	5	5	5
Michael LONGSTAFFE (5)	10	5	5	5	5	5	23	23	23	23	23	23
Sonny GRAY (23)	11	23	23	23	23	23	111	111	111	111	111	111
Duncan O'NEILL (66)	12	66	66	66	66	66	66	67	67	67	67	67
Richard COOPER (67)	13	67	111	111	111	111	111	67	66	66	66	66
Mark WYNN (111)	14	111	67	67	67	67	67					
Andrew KINMOND (62)	15	62										
-	16											

Clerk of the Course

Orbits

Sig : Time :
 Chief Timekeeper : Ian Sharp (SMART Timing)
 Results available at www.smart-timing.co.uk and www.speedhive.com
 Printed: 07/07/2024 17:40:54



Scottish XR2 Championship



Pos	Car No.	Name	Class	Knockhill		Croft		Knockhill		Anglesey		Knockhill		Total	Diff
				21st April	18th/19th May	7th July	3rd/4th August	8th September	6th October						
1	65	Paul GREEN		20	25	25	25							140	
2	66	Duncan O'NEILL		16	16	16	20							100	-40
3	23	Sonny GRAY			20	20								60	-40

**KMSC/SMRC Race meeting****Sorted on best lap time**

Super Lap Scotland

Knockhill 1.267 miles

Finals

07/07/2024 17:00

Practice started at 17:44:09

Pos	No.	Name	Make/Model	CC	Class	Laps	Best Tm	Diff	Best Speed	2nd Best
1	77	Ian BONTRHON	BMW M4	3000	D	3	56.302		81.007	1:28.188
2	93	Michael OSBORNE Jnr	Mitsubishi Evo6	1998	P	4	56.914	0.612	80.136	1:00.129
3	35	Stephen HENDERSON	BMW M2 Competition	3000	D	3	58.091	1.789	78.512	1:22.621
4	48	Rab JOBSON	Audi S3	2000	E	3	58.588	2.286	77.846	1:14.096
5	15	Sean ROBERTSON	Mini Cooper S	1600	E	3	1:01.340	5.038	74.353	1:26.878
6	7	Steven ARKLEY	Westfield Megabusa	1440	B	3	1:02.209	5.907	73.315	1:20.652
7	23	Andrew COWIE	Subaru Impreza	2100	E	3	1:04.563	8.261	70.642	1:23.451
8	17	Marc THOMSON	Mini Cooper S R53	1600S	F	3	1:04.815	8.513	70.367	1:18.674
9	217	Steven SOMERVILLE	BMW Compact	1800	Gue	3	1:06.273	9.971	68.819	1:21.544
10	5	Alex MILNE	Renault Megane R26	1995	E	3	1:06.610	10.308	68.471	1:20.773
11	29	Carl WALKER	Renault Clio 172	2000	F	3	1:07.130	10.828	67.940	1:22.042
12	12	James CORCORAN	Caterham 7 Megagrad	1588	D	3	1:07.825	11.523	67.244	1:21.960
13	33	Brian VERBARG	Honda EP3	2000	C	3	1:09.060	12.758	66.042	1:34.447
14	56	Andrew FAHEY	Renault Megane	2000	F	3	1:09.538	13.236	65.588	1:31.103
15	6	Martin HUTTON	Peugeot 106	1124	G	3	1:11.445	15.143	63.837	1:22.925

Clerk of the Course

Orbits

Sig : Time :

Chief Timekeeper : Ian Sharp (SMART Timing)

Results available at www.smart-timing.co.uk and www.speedhive.com

Printed: 07/07/2024 18:27:34

**RACE WITH RESPECT**



KMSC/SMRC Race meeting

Super Lap Scotland

Knockhill 1.267 miles

Finals

07/07/2024 17:00

Practice started at 17:44:09

Lap	Time of Day	Lap Tm	S1	S2	S3	S2Spd	SFSpd	Lap	Time of Day	Lap Tm	S1	S2	S3	S2Spd	SFSpd
(77) Ian BONTHORNE															
1	18:19:54.309			27.579	18.808	72.6	101.2	2	17:47:36.377	1:11.445	23.389	26.810	21.246	80.6	73.8
2	18:20:50.611	56.302	18.341	21.258	16.703	110.9	101.7	3	17:48:59.302	1:22.925	24.613	29.941	28.371	68.6	28.4
3	18:22:18.799	1:28.188	22.442	35.147	30.599	52.9	21.8								
(93) Michael OSBORNE Jnr															
1	18:23:14.769			25.634	18.425	91.1	105.2								
2	18:24:14.898	1:00.129	19.783	23.004	17.342	107.5	110.2								
3	18:25:11.812	56.914	18.323	21.523	17.068	115.1	109.5								
4	18:26:31.776	1:19.964	23.315	31.059	25.590	69.6	34.3								
(35) Stephen HENDERSON															
1	18:19:37.796			23.424	19.021	105.2	105.3								
2	18:20:35.887	58.091	18.923	22.289	16.879	113.7	104.7								
3	18:21:58.508	1:22.621	23.173	32.467	26.981	74.1	34.2								
(48) Rab JOBSON															
1	18:19:31.016			27.552	21.632	66.8	92.1								
2	18:20:29.604	58.588	18.923	21.997	17.668	100.0	91.3								
3	18:21:43.700	1:14.096	21.992	25.254	26.850	71.3	28.7								
(15) Sean ROBERTSON															
1	17:55:51.376			27.297	21.650	61.2	86.5								
2	17:56:52.716	1:01.340	20.099	22.943	18.298	95.7	86.5								
3	17:58:19.594	1:26.878	25.492	31.841	29.545	61.5	25.8								
(7) Steven ARKLEY															
1	17:56:10.408			29.044	21.341	75.2	102.3								
2	17:57:12.617	1:02.209	20.424	24.142	17.643		99.7								
3	17:58:33.269	1:20.652	23.791	29.687	27.174	73.8	26.5								
(23) Andrew COWIE															
1	17:55:47.053			34.609	22.135	57.7	88.0								
2	17:56:51.616	1:04.563	21.768	24.307	18.488		89.8								
3	17:58:15.067	1:23.451	24.124	30.796	28.531	64.5	29.5								
(17) Marc THOMSON															
1	17:55:18.167			26.680	19.906	87.2	80.0								
2	17:56:22.982	1:04.815	20.954	24.434	19.427	90.1	79.8								
3	17:57:41.656	1:18.674	23.237	28.337	27.100	74.1	29.6								
(217) Steven SOMERVILLE															
1	17:51:26.508			29.756	21.197		75.7								
2	17:52:32.781	1:06.273	21.564	24.881	19.828		77.0								
3	17:53:54.325	1:21.544	25.220	29.455	26.869		29.4								
(5) Alex MILNE															
1	17:47:16.281			30.852	22.243	77.0	85.1								
2	17:48:22.891	1:06.610	21.822	25.538	19.250	92.8	82.8								
3	17:49:43.664	1:20.773	23.862	29.609	27.302	80.7	26.5								
(29) Carl WALKER															
1	17:51:06.858			27.278	20.817	85.4	79.9								
2	17:52:13.988	1:07.130	22.192	24.998	19.940	87.3	80.5								
3	17:53:36.030	1:22.042	25.287	29.269	27.486	77.7	28.9								
(12) James CORCORAN															
1	17:51:45.234			28.919	23.832	74.4	79.8								
2	17:52:53.059	1:07.825	22.223	26.003	19.599	90.6	83.0								
3	17:54:15.019	1:21.960	24.413	30.942	26.605	70.9	34.0								
(33) Brian VERBARG															
1	17:46:42.457			30.680	20.519		95.7								
2	17:47:51.517	1:09.060	23.766	26.387	18.907		99.3								
3	17:49:25.964	1:34.447	27.514	35.288	31.645		26.6								
(56) Andrew FAHEY															
1	17:46:59.758			30.372	22.822	74.3	77.9								
2	17:48:09.296	1:09.538	23.150	26.163	20.225	90.1	81.0								
3	17:49:40.399	1:31.103	28.300	32.763	30.040	67.2	25.5								
(6) Martin HUTTON															
1	17:46:24.932			29.823	24.077	59.0	74.0								

Clerk of the Course

Orbits

Sig : Time :
 Chief Timekeeper : Ian Sharp (SMART Timing)
 Results available at www.smart-timing.co.uk and www.speedhive.com
 Printed: 07/07/2024 18:27:52





Super Lap Scotland - King of the Hill - PROVISIONAL

Pos	Car No.	Name	Class	Round 1			Round 2			Round 3			Round 4			Round 5			Round 6			Total points	Total DS	Diff
				Knockhill			Knockhill AC			Knockhill			Knockhill			Knockhill			Knockhill					
				Q	F	Total	Q	F	Total	Q	F	Total	Q	F	Total	Q	F	Total	Q	F	Total			
				21st April			1st June			2nd June			7th July			7th September			8th September					
1	17	Marc THOMSON	F	13	25	38	15	25	40	14	20	34	15	25	40			0			0	152	152	
2	9	Steven ARKLEY	B	12	17	29	12	22	34	12	22	34	12	22	34			0			0	131	131	21
3	29	Carl WALKER	F	15	16	31	14	20	34	13	16	29	13	20	33			0			0	127	127	4
4	56	Andrew FAHEY	F	14	20	34	13	16	29	12	14	26	12	16	28			0			0	117	117	10
5=	77	Ian BONTHRONE	D	15	25	40			0	12	22	34	15	25	40			0			0	114	114	3
5=	48	Rab JOBSON	E			0	15	25	40	14	20	34	15	25	40			0			0	114	114	0
7	23	Andrew COWIE	D/E	10		10	14	20	34	15	25	40	13	16	29			0			0	113	113	1
8=	33	Brian VERBARG	C			0	12	22	34	12	22	34	12	22	34			0			0	102	102	11
8=	6	Martin HUTTON	G			0	12	22	34	12	22	34	12	22	34			0			0	102	102	0
10	5	Alex MILNE	E	12		12	13	16	29	13	16	29	12	14	26			0			0	96	96	6
11	35	Stephen HENDERSON	D	14	20	34			0			0	14	20	34			0			0	68	68	28
12=	10	Nev WOOD	Pro	12	22	34			0	10	17	27			0			0			0	61	61	7
12=	155	Adam KINDNESS	D			0	12	22	34	10	17	27			0			0			0	61	61	0
14	392	Philip TAYLOR	F			0			0	15	25	40	14		14			0			0	54	54	7
15	86	Adam MORRISON	D	13	16	29			0			0	13		13			0			0	42	42	-5
16	12	James CORCORAN	D	9		9			0			0	12	16	28			0			0	37	37	17
17=	63	Lloyd JAMIESON	Pro			0	12	22	34			0			0			0			0	34	34	8
17=	137	Andrew GALLAGHER	Pro			0			0	12	22	34			0			0			0	34	34	0
17=	101	Mark THOMSON	ProX			0			0	12	22	34			0			0			0	34	34	0
17=	15	Sean ROBERTSON	E			0			0			0	14	20	34			0			0	34	34	0
17=	93	Michael OSBORNE Jnr	Pro			0			0			0	12	22	34			0			0	34	34	0
22=	71	Dave PENNY	B	10	22	32			0			0			0			0			0	32	32	2
22=	311	Steve SADLER	E	10	22	32			0			0			0			0			0	32	32	0
24	7	Fraser McNEILL	D	12	14	26			0			0			0			0			0	26	26	6
25	37	Andrew SKINNER	D	11	12	23			0			0			0			0			0	23	23	3
26	144	Donnie MacLEOD	D	8		8			0			0			0			0			0	8	8	15