

1st June 2024

Round 2 – Anti-Clockwise



S.M.A.R.T.

Scottish Motorsports Automatic Race Timing

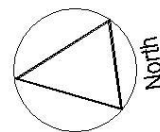
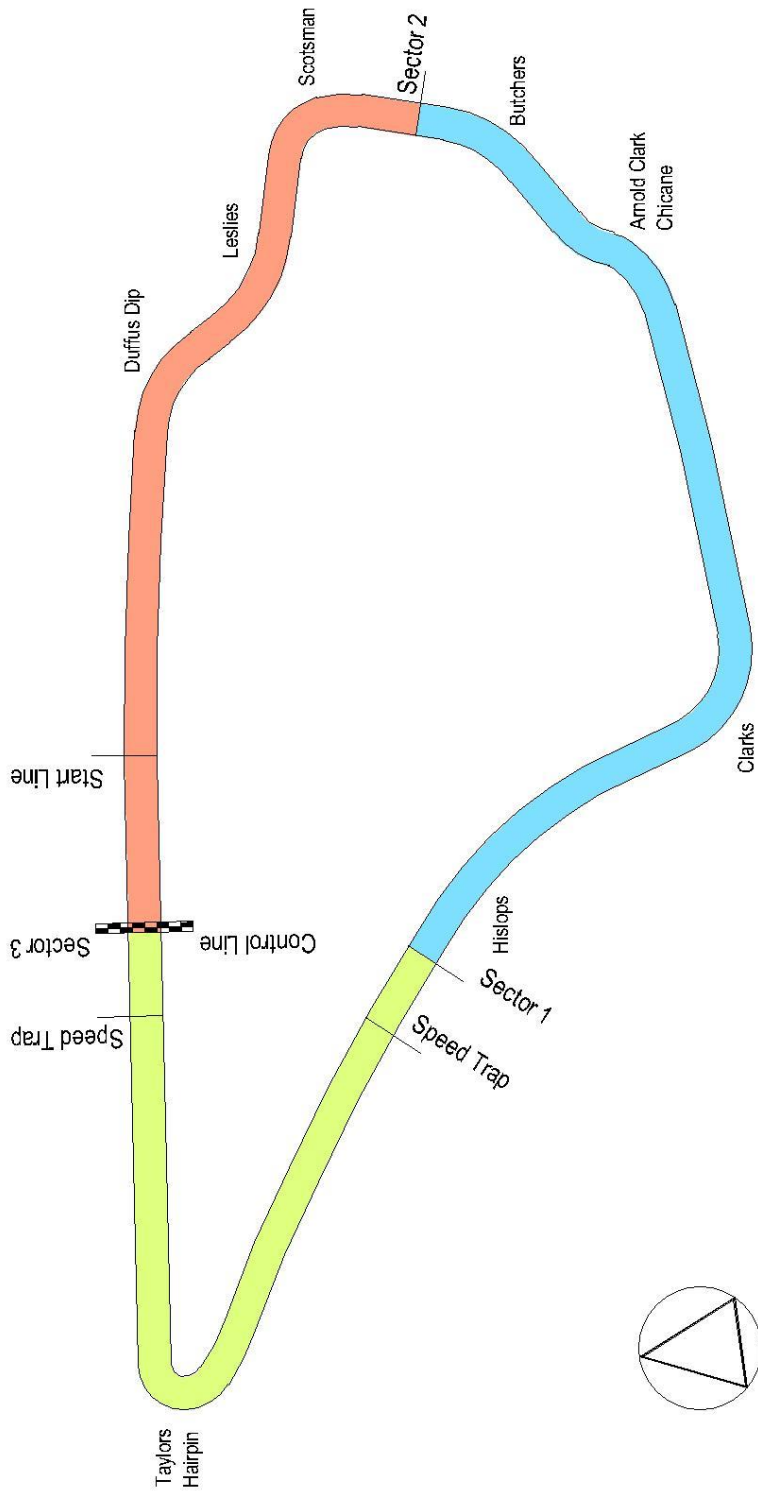

Ravenslea, Melrose Road, Galashiels, TD1 2AT

Telephone : 01896 – 752447

Scottish Motorsports Automatic Race Timing

Circuit layout

Knockhill – Anti Clockwise



Length	
Sector 1	0.334 Mile
Sector 2	0.503 Mile
Sector 3	0.433 Mile

**KMSC/SMRC Race meeting AC****Sorted on best lap time**

Super Lap Scotland

Knockhill AC 1.271 miles

Warm Up

01/06/2024 09:00

Practice (20:00 Time) started at 8:59:07

Pos	No.	Name	Make/Model	CC	Class	Laps	Best Tm	Diff	Best Speed	2nd Best
1	63	Lloyd JAMIESON	Ford Escort Cosworth	1998	B	9	56.554		80.926	57.606
2	155	Adam KINDNESS	Mini Cooper S R53	1600S	D	9	58.222	1.668	78.607	58.497
3	48	Rab JOBSON	Audi S3	2000	E	7	58.942	2.388	77.647	1:00.444
4	9	Steven ARKLEY	Westfield Megabusa	1440	B	12	59.257	2.703	77.234	1:00.520
5	23	Andrew COWIE	Subaru Impreza	2100	E	4	1:02.863	6.309	72.804	1:05.625
6	33	Brian VERBARG	Honda EP3	2000	D	8	1:03.855	7.301	71.673	1:05.004
7	17	Marc THOMSON	Mini Cooper S R53	1600S	F	15	1:03.981	7.427	71.532	1:04.450
8	5	Alex MILNE	Renault Megane R26	1995	E	4	1:04.948	8.394	70.467	1:05.944
9	56	Andrew FAHEY	Renault Megane	2000	F	17	1:05.210	8.656	70.184	1:05.258
10	29	Carl WALKER	Renault Clio 172	2000	F	9	1:05.615	9.061	69.751	1:05.792
11	6	Martin HUTTON	Peugeot 106	1124	G	4	1:07.603	11.049	67.699	1:08.772

Clerk of the Course

Orbits

Sig : Time :

Chief Timekeeper : Ian Sharp (SMART Timing)

Results available at www.smart-timing.co.uk and www.speedhive.com

Printed: 01/06/2024 09:23:14

**RACE WITH RESPECT**



KMSC/SMRC Race meeting AC

Super Lap Scotland

Knockhill AC 1.271 miles

Warm Up

01/06/2024 09:00

Practice (20:00 Time) started at 8:59:07

Lap	Time of Day	Lap Tm	S1	S2	S3	S1Spd	SFSpd	Lap	Time of Day	Lap Tm	S1	S2	S3	S1Spd	SFSpd
(63) Lloyd JAMIESON															
1	9:00:47.939	1:20.296	27.624	29.616	23.056	67.0	26.9	12	9:13:16.556	1:19.169	21.316	30.913	26.940	61.9	102.9
2	9:01:54.204	1:06.265	18.375	26.222	21.668	84.6	110.4	13	9:14:34.329	1:17.773	24.203	30.320	23.250	64.7	66.7
3	9:02:56.397	1:02.193	18.483	23.770	19.940	92.8	90.3	14	9:15:41.019	1:06.690	19.288	24.343	23.059	82.4	103.1
4	9:03:56.675	1:00.278	17.315	22.964	19.999	96.8	120.7	15	9:16:45.581	1:04.562	18.858	24.004	21.700	86.1	100.8
5	9:04:59.432	1:02.757	16.842	25.303	20.612	99.0	124.0	(5) Alex MILNE							
6	9:05:57.718	58.286	16.828	22.146	19.312	100.3	120.7	1	9:00:26.553	1:13.699	24.308	27.157	22.234	80.6	33.9
7	9:06:56.036	58.318	17.013	22.049	19.256	99.1	121.8	2	9:01:33.065	1:06.512	19.356	25.200	21.956	87.8	106.0
8	9:07:53.642	57.606	16.573	22.101	18.932	101.7	125.4	3	9:02:39.009	1:05.944	19.343	24.790	21.811	85.8	106.7
9	9:08:50.196	56.554	16.207	21.349	18.998	102.6	125.4	4	9:03:43.957	1:04.948	19.000	24.393	21.555	87.3	107.0
(155) Adam KINDNESS															
1	9:00:51.140	1:10.802	25.477	24.719	20.606	79.1	33.4	(56) Andrew FAHEY							
2	9:01:53.605	1:02.465	17.806	24.040	20.619	94.8	112.8	1	9:00:45.505	1:24.643	28.760	30.011	25.872	65.7	28.5
3	9:02:52.496	58.891	17.361	21.959	19.571	95.2	113.9	2	9:01:58.798	1:13.293	19.842	30.124	23.327	80.6	100.6
4	9:03:50.718	58.222	17.169	21.421	19.632	95.2	113.9	3	9:03:07.524	1:08.726	19.710	25.030	23.986	85.1	104.4
5	9:04:57.516	1:06.798	17.305	23.642	25.851	92.1	113.2	4	9:04:16.838	1:09.314	20.376	25.731	23.207	84.2	89.0
6	9:06:05.905	1:08.389	20.942	25.097	22.350	81.2	69.5	5	9:05:24.458	1:07.620	19.718	25.351	22.551	84.1	104.0
7	9:07:07.237	1:01.332	17.118	22.530	21.684	96.6	110.2	6	9:06:33.792	1:09.334	21.595	25.313	22.426	77.3	104.4
8	9:08:05.734	58.497	17.337	21.615	19.545	93.2	110.6	7	9:07:40.495	1:06.703	19.140	25.154	22.409	86.8	105.0
9	9:09:32.483	1:26.749	24.696	33.698	28.355	52.3	114.5	8	9:08:47.493	1:06.998	19.490	25.049	22.459	83.9	105.0
(48) Rab JOBSON															
1	9:00:27.606	1:12.556	24.836	25.410	22.310	78.9	26.1	9	9:09:58.394	1:10.901	22.935	25.920	22.046	71.7	104.2
2	9:01:34.010	1:06.404	19.487	25.149	21.768	82.5	99.3	10	9:11:04.880	1:06.486	19.165	25.335	21.986	85.5	106.0
3	9:02:34.454	1:00.444	18.221	22.243	19.980	92.3	108.2	11	9:12:10.090	1:05.210	18.830	24.635	21.745	84.3	104.9
4	9:03:33.396	58.942	17.445	21.875	19.622	91.8	116.5	12	9:13:16.699	1:06.609	19.396	24.871	22.342	85.3	105.8
5	9:04:34.292	1:00.896	17.269	23.404	20.223	94.4	116.7	13	9:14:21.957	1:05.258	19.047	24.580	21.631	85.2	105.0
6	9:05:36.359	1:02.067	18.499	22.216	21.352	92.3	115.5	14	9:15:43.723	1:21.766	22.513	30.778	28.475	70.1	104.0
7	9:07:04.899	1:28.540	26.544	31.052	30.944	58.5	76.3	15	9:17:01.282	1:17.559	23.734	30.996	22.829	72.6	73.7
(9) Steven ARKLEY															
1	9:01:04.454	1:27.273	30.264	32.121	24.888	63.7	26.6	16	9:18:07.291	1:06.009	18.676	25.347	21.986	86.8	106.2
2	9:02:19.509	1:15.055	24.431	28.258	22.366	75.1	79.0	17	9:19:13.151	1:05.860	19.455	24.842	21.563	85.7	104.9
3	9:03:26.708	1:07.199	19.337	26.200	21.662	88.5	104.9	(29) Carl WALKER							
4	9:04:33.707	1:06.999	18.700	26.837	21.462	92.1	111.1	1	9:00:38.521	1:20.917	27.237	29.563	24.117	74.0	28.7
5	9:05:40.796	1:07.089	19.800	25.245	22.044	81.6	113.5	2	9:01:48.633	1:10.112	20.858	26.381	22.873	78.1	99.3
6	9:06:43.906	1:03.110	18.759	23.813	20.538	99.4	104.5	3	9:02:57.039	1:08.406	19.688	24.356	24.362	82.1	100.6
7	9:07:45.380	1:01.474	17.640	23.745	20.089	98.7	113.2	4	9:04:02.972	1:05.933	19.509	23.958	22.466	82.6	99.3
8	9:08:49.294	1:03.914	17.628	24.895	21.391	102.0	119.2	5	9:05:10.896	1:07.924	19.635	26.183	22.106	81.1	101.1
9	9:09:50.089	1:00.795	17.779	23.162	19.854	101.8	115.3	6	9:06:16.511	1:05.615	19.468	24.100	22.047	83.0	102.1
10	9:10:58.521	1:08.432	17.656	25.211	25.565	100.6	118.1	7	9:07:22.303	1:05.792	19.389	24.442	21.961	83.3	101.4
11	9:11:59.041	1:00.520	17.487	23.415	19.618	102.3	109.1	8	9:08:28.280	1:05.977	19.465	24.359	22.153	82.0	101.4
12	9:12:58.298	59.257	17.202	22.514	19.541	103.7	118.1	9	9:09:34.715	1:06.435	19.744	24.219	22.472	81.9	101.1
(23) Andrew COWIE															
1	9:00:55.168	1:23.398	27.397	29.675	26.326	64.5	30.5	(6) Martin HUTTON							
2	9:02:04.370	1:09.202	21.210	25.604	22.388	80.4	84.4	1	9:00:52.558	1:29.224	29.488	30.854	28.882	65.6	28.1
3	9:03:07.233	1:02.863	18.393	23.652	20.818	92.4	105.8	2	9:02:08.046	1:15.488	23.485	28.149	23.854	60.9	72.6
4	9:04:12.858	1:05.625	19.432	23.910	22.283	87.3	98.0	3	9:03:16.818	1:08.772	20.501	25.357	22.914	80.7	96.1
(33) Brian VERBARG															
1	9:01:05.142	1:21.805	27.476	30.527	23.802	62.0	31.7	4	9:04:24.421	1:07.603	20.110	24.992	22.501	78.2	96.7
2	9:02:17.370	1:12.228	21.693	27.680	22.855	86.5	89.0	(17) Marc THOMSON							
3	9:03:25.437	1:08.067	19.718	26.673	21.676	91.8	108.6	1	9:00:53.582	1:23.814	27.415	29.977	26.422	64.3	27.6
4	9:05:08.566	1:43.129	18.968	59.947	24.214	93.2	116.3	2	9:02:04.736	1:11.154	20.704	26.293	24.157	79.1	72.9
5	9:06:13.570	1:05.004	18.995	25.269	20.740	99.4	107.9	3	9:03:12.504	1:07.768	20.220	25.228	22.320	79.6	84.6
6	9:07:17.425	1:03.855	18.167	25.076	20.612	100.0	121.4	4	9:04:20.300	1:07.796	20.144	25.734	21.918	75.6	103.4
7	9:08:23.089	1:05.664	18.949	25.370	21.345	99.9	110.9	5	9:05:26.104	1:05.804	19.161	24.730	21.913	85.4	104.7
8	9:09:28.362	1:05.273	18.747	25.792	20.734	99.7	118.1	6	9:06:31.438	1:05.334	19.080	24.386	21.868	81.8	104.4
(17) Marc THOMSON															
1	9:00:53.582	1:23.814	27.415	29.977	26.422	64.3	27.6	7	9:07:37.091	1:05.653	18.936	24.798	21.919	85.2	103.2
2	9:02:04.736	1:11.154	20.704	26.293	24.157	79.1	72.9	8	9:08:42.845	1:05.754	19.290	24.276	22.188	80.7	103.4
3	9:03:12.504	1:07.768	20.220	25.228	22.320	79.6	84.6	9	9:09:47.295	1:04.450	18.860	24.244	21.346	84.7	101.8
4	9:04:20.300	1:07.796	20.144	25.734	21.918	75.6	103.4	10	9:10:53.406	1:06.111	18.431	24.930	22.750	85.8	104.0
5	9:05:26.104	1:05.804	19.161	24.730	21.913	85.4	104.7	11	9:11:57.387	1:03.981	18.556	23.898	21.527	85.5	102.1
6	9:06:31.438	1:05.334	19.080	24.386	21.868	81.8	104.4								

Clerk of the Course Orbits

Sign : Time :
Chief Timekeeper : Ian Sharp (SMART Timing)
Results available at www.smart-timing.co.uk and www.speedhive.com
Printed: 01/06/2024 09:23:44



**KMSC/SMRC Race meeting AC****Sorted on best lap time**

Scottish Legends Championship

Knockhill AC 1.271 miles

Familiarisation - Q1

01/06/2024 09:25

Practice (10:00 Time) started at 9:22:15

Pos	No.	Name	Make/Model	CC	Class	Laps	Best Tm	Diff	Best Speed	2nd Best
1	52	Stewart BLACK	Legend Coupe	1250	L	10	57.824		79.148	58.101
2	77	Michael WEDDELL	Legend Coupe	1250	L R	10	58.371	0.547	78.407	58.574
3	85	Mark BEATY	Legend Coupe	1250	L	10	58.673	0.849	78.003	58.688
4	8	Steve WHITELEGG	Legend Coupe	1250	L T	7	58.864	1.040	77.750	59.112
5	26	Scott HYNDS	Legend Coupe	1250	L	10	59.338	1.514	77.129	59.570
6	333	Bill READ	Legend Coupe	890	L	10	59.544	1.720	76.862	1:00.016
7	24	Matthew PAPE	Legend Coupe	1250	L	10	59.568	1.744	76.831	59.654
8	28	David ALLAN	Legend Coupe	890	L	10	59.627	1.803	76.755	59.657
9	95	Maxim POPELYUSHKO	Legend Coupe	850	L	7	59.923	2.099	76.376	1:00.191
10	37	Ivor GREENWOOD	Legend Coupe	1250	L	8	1:00.208	2.384	76.014	1:00.211
11	35	Neil SHENTON	Legend Coupe	1250	L	9	1:00.303	2.479	75.895	1:00.795
12	9	Colin ATKINSON	Legend Coupe	899	L	10	1:00.326	2.502	75.866	1:00.450
13	86	Jon CRITCHLOW	Legend Sedan	1250	L	5	1:00.839	3.015	75.226	1:01.056
14	55	Stuart McANDREW	Legend Coupe	1250	L	10	1:00.951	3.127	75.088	1:01.871
15	27	Grant HUNTER	Legend Coupe	890	L R	9	1:00.975	3.151	75.058	1:02.284
16	30	Mark FRENCH	Legend Coupe	1250	L	4	1:01.034	3.210	74.986	1:02.048
17	46	Brent BOWIE	Legend Coupe	1250	L	5	1:01.037	3.213	74.982	1:01.323
18	6	Gary ATKINSON	Legend Sedan-Van	899	L R	10	1:01.445	3.621	74.484	1:02.020
19	43	Jonty NORMAN	Legend Sedan	1250	L	9	1:01.460	3.636	74.466	1:01.587
20	53	Stuart ROBERTSON	Legend Coupe	850	L	6	1:03.999	6.175	71.512	1:04.630
21	66	Alastair CALDERWOOD	Legend Sedan	1250	L	9	1:05.602	7.778	69.764	1:05.981

Announcements

Car No.85 - Selected lap times disallowed - Exceeding track limits

Clerk of the Course

Orbits

Sig : Time :
 Chief Timekeeper : Ian Sharp (SMART Timing)
 Results available at www.smart-timing.co.uk and www.speedhive.com

Printed: 01/06/2024 09:35:12

**RACE WITH RESPECT**



KMSC/SMRC Race meeting AC

Scottish Legends Championship

Knockhill AC 1.271 miles

Familiarisation - Q1

01/06/2024 09:25

Practice (10:00 Time) started at 9:22:15

Lap	Time of Day	Lap Tm	S1	S2	S3	S1Spd	SFSpd	Lap	Time of Day	Lap Tm	S1	S2	S3	S1Spd	SFSpd
(52) Stewart BLACK															
1	9:24:02.350							4	9:26:50.736	59.654	17.476	22.038	20.140	92.8	107.7
2	9:25:00.885	58.535	17.408	21.558	19.569	94.4	109.1	5	9:27:51.042	1:00.306	17.685	21.921	20.700	93.5	108.6
3	9:25:59.027	58.142	17.027	21.451	19.664	94.5	110.9	6	9:28:51.725	1:00.683	17.838	22.677	20.168	92.4	108.2
4	9:26:57.128	58.101	16.899	21.330	19.872	94.1	110.0	7	9:29:51.415	59.690	18.008	21.785	19.897	92.9	108.2
5	9:27:55.649	58.521	17.074	21.127	20.320	94.0	109.1	8	9:30:52.198	1:00.783	17.687	22.624	20.472	93.6	108.9
6	9:28:54.177	58.528	17.338	21.634	19.556	94.4	108.6	9	9:31:51.856	59.658	17.496	21.961	20.201	92.4	106.4
7	9:29:54.882	1:00.705	17.731	22.600	20.374	94.5	112.0	10	9:32:51.424	59.568	17.535	21.944	20.089	94.5	106.0
8	9:30:53.663	58.781	17.060	21.338	20.383	93.5	108.6	(28) David ALLAN							
9	9:31:51.843	58.180	17.024	21.325	19.831	94.7	107.9	1	9:23:35.252	1:11.973	23.060	26.907	22.006	71.6	38.0
10	9:32:49.667	57.824	17.090	21.147	19.587	93.3	109.8	2	9:24:38.248	1:02.996	18.768	23.310	20.918	94.5	103.1
(77) Michael WEDDELL															
1	9:23:59.142	1:11.155	22.896	26.593	21.666	85.9	39.1	3	9:25:40.275	1:02.027	18.778	22.848	20.401	94.4	105.5
2	9:24:58.906	59.764	17.957	21.609	20.198	91.3	105.8	4	9:26:40.787	1:00.512	17.851	22.339	20.322	92.8	107.2
3	9:25:57.480	58.574	17.399	21.267	19.908	93.3	106.7	5	9:27:41.874	1:01.087	18.013	22.857	20.217	93.5	106.4
4	9:26:57.914	1:00.434	18.569	21.847	20.018	81.9	107.4	6	9:28:41.853	59.979	17.504	22.312	20.163	94.3	108.1
5	9:27:56.285	58.371	17.264	21.325	19.782	92.4	105.5	7	9:29:41.973	1:00.120	17.669	22.144	20.307	93.6	106.5
6	9:28:57.779	1:01.494	19.065	22.421	20.008	91.8	108.8	8	9:30:41.630	59.657	17.521	22.138	19.998	93.6	106.9
7	9:29:57.603	59.824	17.566	22.063	20.195	93.2	107.7	9	9:31:41.257	59.627	17.589	21.870	20.168	94.1	112.0
8	9:30:56.712	59.109	17.652	21.849	19.608	94.4	109.8	10	9:32:41.516	1:00.259	17.544	22.562	20.153	93.6	110.7
9	9:31:57.791	1:01.079	17.632	22.821	20.626	94.9	109.7	(95) Maxim POPELYUSHKO							
10	9:32:57.779	59.988	17.978	22.165	19.845	93.9	107.5	1	9:24:03.709	1:11.167	21.985	27.210	21.972	73.7	41.0
(85) Mark BEATY															
1	9:24:03.949	1:06.602	21.545	23.581	21.476	92.6	35.8	2	9:25:04.771	1:01.062	18.473	22.255	20.334	94.4	107.2
2	9:25:03.721	59.772	17.839	21.606	20.327	93.5	109.8	3	9:26:05.630	1:00.859	17.878	22.694	20.287	93.6	108.9
3	9:26:02.394	58.673	17.097	21.626	19.950	94.1	108.4	4	9:27:05.553	59.923	17.387	22.330	20.206	94.5	108.1
4	9:27:01.082	58.688	17.332	21.409	19.947	93.5	110.0	5	9:28:05.744	1:00.191	17.586	22.404	20.201	93.5	108.6
5	9:27:59.784	58.702	17.124	21.570	20.008	93.6	108.1	6	9:29:07.036	1:01.292	17.774	22.821	20.697	95.1	108.6
6	9:28:59.133	59.349	16.994	22.498	19.857	94.3	108.1	7	9:30:09.720	1:02.684	17.890	24.009	20.785	93.6	110.2
7	9:29:57.911	58.778	16.998	21.738	20.042	94.5	109.1	(37) Ivor GREENWOOD							
8	9:30:56.611	58.700	17.183	21.615	19.902	95.6	111.5	1	9:24:11.866	1:06.754	21.192	23.664	21.898	91.9	42.1
9	9:31:56.695	1:00.084	17.575	22.144	20.365	94.8	110.0	2	9:25:14.696	1:02.830	19.346	22.761	20.723	90.9	101.1
10	9:32:55.514	58.819	17.122	21.597	20.100	93.1	106.7	3	9:26:15.115	1:00.419	17.954	22.041	20.424	93.6	106.5
(8) Steve WHITELEGG															
1	9:24:08.418	1:08.393	21.367	26.026	21.000	81.2	35.9	4	9:27:16.870	1:01.755	18.127	22.355	21.273	91.7	108.9
2	9:25:08.565	1:00.147	17.624	22.283	20.240	93.2	108.1	5	9:28:17.678	1:00.898	17.606	22.261	21.031	92.6	105.2
3	9:26:07.429	58.864	17.129	21.710	20.025	94.3	108.6	6	9:29:17.976	1:00.208	17.321	22.240	20.647	92.6	105.5
4	9:27:06.541	59.112	17.220	21.601	20.291	93.9	109.3	7	9:30:18.187	1:00.211	17.192	22.316	20.703	93.1	107.2
5	9:28:05.952	59.411	17.142	22.205	20.064	93.9	107.2	8	9:32:23.519	2:05.332	17.617	25.436	1:22.279	93.2	106.7
6	9:29:06.587	1:00.635	17.234	21.847	21.554	93.5	112.0	(35) Neil SHENTON							
7	9:30:08.854	1:02.267	17.319	24.502	20.446	93.9	106.7	1	9:23:59.347	1:15.264	24.134	28.081	23.049	76.3	37.0
(26) Scott HYNDS															
1	9:23:36.775	1:10.306	22.229	26.185	21.892	89.2	37.5	2	9:25:01.018	1:01.671	18.374	22.695	20.602	91.8	98.8
2	9:24:38.865	1:02.090	18.364	22.772	20.954	92.7	109.8	3	9:26:01.813	1:00.795	17.719	22.361	20.715	92.4	104.9
3	9:25:41.082	1:02.217	18.247	23.222	20.748	90.2	108.9	4	9:27:02.825	1:01.012	18.427	22.198	20.387	92.6	105.5
4	9:26:41.234	1:00.152	17.454	22.544	20.154	94.1	109.8	5	9:28:03.128	1:00.303	17.410	22.378	20.515	90.7	106.5
5	9:27:41.411	1:00.177	17.485	22.328	20.364	93.2	109.7	6	9:29:06.556	1:03.428	17.659	23.265	22.504	90.8	105.7
6	9:28:42.279	1:00.868	17.552	23.154	20.162	93.1	107.9	7	9:30:11.034	1:04.478	18.670	24.128	21.680	91.4	101.5
7	9:29:42.183	59.904	17.730	22.204	19.970	94.4	110.7	8	9:31:16.289	1:05.255	18.199	25.317	21.739	88.0	105.5
8	9:30:41.521	59.838	17.178	21.981	20.179	93.1	111.7	9	9:32:17.646	1:01.357	17.796	22.757	20.804	89.1	103.7
9	9:31:41.091	59.570	17.148	22.051	20.371	94.3	108.1	(9) Colin ATKINSON							
10	9:32:40.819	59.728	17.262	22.164	20.302	93.1	108.9	1	9:23:32.450	1:12.842	25.225	25.923	21.694	73.0	34.5
(333) Bill READ															
1	9:23:49.478	1:08.920	22.709	24.758	21.453	87.2	36.4	2	9:24:34.424	1:01.974	18.151	22.734	21.089	91.9	105.0
2	9:24:51.149	1:01.671	18.376	22.585	20.710	93.7	105.8	3	9:25:35.611	1:01.187	17.798	22.655	20.734	92.2	106.9
3	9:25:52.082	1:00.933	18.091	22.617	20.225	93.7	109.1	4	9:26:36.383	1:00.772	17.677	22.492	20.603	93.1	107.5
4	9:26:52.317	1:00.235	17.547	22.241	20.447	94.4	110.2	5	9:27:37.057	1:00.674	17.404	22.663	20.607	92.9	108.1
5	9:27:52.629	1:00.312	17.777	22.191	20.344	93.6	108.6	6	9:28:38.886	1:01.829	17.475	23.807	20.547	93.6	107.9
6	9:28:53.678	1:01.049	17.612	22.971	20.466	94.5	109.5	7	9:29:39.958	1:01.072	17.606	22.454	21.012	92.4	107.5
7	9:29:55.383	1:01.705	18.085	22.526	21.094	94.1	109.7	8	9:30:40.608	1:00.650	17.570	22.406	20.674	92.7	106.4
8	9:30:55.399	1:00.016	17.534	22.147	20.335	93.7	109.7	9	9:31:40.934	1:00.326	17.553	22.208	20.565	92.4	106.7
9	9:31:57.729	1:02.330	18.376	23.120	20.834	92.7	105.0	10	9:32:41.384	1:00.450	17.767	22.378	20.305	94.1	107.2
10	9:32:57.273	59.544	17.356	22.083	20.105	93.7	108.9	(86) Jon CRITCHLOW							
(24) Matthew PAPE															
1	9:23:49.467	1:07.419	21.729	24.906	20.784	89.8	37.5	1	9:24:03.987	1:09.463	23.361	24.114	21.988	88.5	35.6
2	9:24:50.238	1:00.771	17.815	22.438	20.518	93.2	108.8	2	9:25:05.043	1:01.056	18.434	22.656	19.966	94.3	104.5
3	9:25:51.082	1:00.844	18.268	22.230	20.346	92.3	107.2	3	9:26:05.882	1:00.839	18.501	22.320	20.018	93.2	106.9
(55) Stuart McANDREW															
1	9:23:43.032	1:11.621	23.871	25.914	21.836	77.8	38.0	4	9:27:33.335	1:27.453	21.978	33.211	32.264	63.4	106.9
2	9:24:45.495	1:02.463	18.248	23.208	21.007	92.4	105.8	5	9:30:11.497	2:38.162	27.812	38.241	1:32.109	57.4	59.0
3	9:25:46.446	1:00.951	17.507	22.745	20.699	93.6	108.6	(9) Colin ATKINSON							
4	9:26:49.279	1:02.833	18.975	23.036	20.822	89.8	107.2	1	9:23:32.450	1:12.842	25.225	25.923	21.694	73.0	34.5



KMSC/SMRC Race meeting AC

Scottish Legends Championship

Knockhill AC 1.271 miles

Familiarisation - Q1

01/06/2024 09:25

Practice (10:00 Time) started at 9:22:15

Lap	Time of Day	Lap Tm	S1	S2	S3	S1Spd	SFSpd	Lap	Time of Day	Lap Tm	S1	S2	S3	S1Spd	SFSpd
5	9:27:51.150	1:01.871	18.226	22.581	21.064	92.9	108.8								
6	9:28:53.670	1:02.520	18.517	23.187	20.816	92.9	101.4								
7	9:29:56.940	1:03.270	19.062	23.418	20.790	85.8	107.2								
8	9:30:58.938	1:01.998	17.853	23.356	20.789	92.1	108.2								
9	9:32:01.793	1:02.855	17.800	22.615	22.440	93.1	107.5								
10	9:33:04.893	1:03.100	18.141	23.947	21.012	91.7	105.8								

(27) Grant HUNTER

1	9:24:07.480	1:39.236	28.895	37.347	32.994	54.3	33.1
2	9:25:27.513	1:20.033	27.333	27.794	24.906	73.3	60.0
3	9:26:36.648	1:09.135	20.778	25.336	23.021	70.5	83.1
4	9:27:44.586	1:07.938	20.015	26.679	21.244	87.4	90.0
5	9:28:50.777	1:06.191	20.335	24.147	21.709	89.2	106.5
6	9:29:59.475	1:08.698	21.705	24.746	22.247	74.5	108.1
7	9:31:01.759	1:02.284	18.807	22.868	20.609	94.7	109.5
8	9:32:02.734	1:00.975	18.032	22.406	20.537	95.5	108.9
9	9:33:07.121	1:04.387	18.318	24.428	21.641	95.9	109.1

(30) Mark FRENCH

1	9:24:11.676	1:08.002	21.619	23.845	22.538	90.1	37.0
2	9:25:13.724	1:02.048	19.355	22.300	20.393	92.1	99.4
3	9:26:14.758	1:01.034	18.088	22.419	20.527	91.2	102.3
4	9:27:19.623	1:04.865	18.765	24.473	21.627	85.5	101.7

(46) Brent BOWIE

1	9:24:24.177	1:06.822	21.632	23.936	21.254	88.3	37.0
2	9:25:25.871	1:01.694	17.908	22.823	20.963	90.2	105.2
3	9:26:26.908	1:01.037	17.641	22.446	20.950	90.6	105.2
4	9:27:28.231	1:01.323	17.714	22.453	21.156	90.0	106.0
5	9:28:29.974	1:01.743	17.709	22.682	21.352	89.5	103.6

(6) Gary ATKINSON

1	9:23:35.253	1:14.022	24.694	26.916	22.412	77.7	32.8
2	9:24:38.267	1:03.014	18.637	23.159	21.218	90.8	104.0
3	9:25:40.287	1:02.020	18.522	22.796	20.702	92.6	105.5
4	9:26:43.184	1:02.897	18.191	23.983	20.723	92.4	106.4
5	9:27:45.401	1:02.217	17.907	23.155	21.155	91.4	107.7
6	9:28:49.436	1:04.035	19.223	23.566	21.246	90.4	108.8
7	9:29:50.881	1:01.445	17.916	22.662	20.867	90.8	106.2
8	9:30:55.072	1:04.191	17.919	23.807	22.465	91.6	106.7
9	9:31:57.679	1:02.607	18.271	22.730	21.606	91.3	105.3
10	9:32:59.918	1:02.239	17.895	23.269	21.075	93.6	107.5

(43) Jonty NORMAN

1	9:23:40.703	1:10.682	24.886	24.793	21.003	82.0	37.9
2	9:24:43.189	1:02.486	18.824	22.854	20.808	91.8	105.5
3	9:25:46.178	1:02.989	18.106	23.502	21.381	93.9	107.7
4	9:26:48.601	1:02.423	18.923	22.620	20.880	92.2	108.8
5	9:27:50.188	1:01.587	18.380	22.241	20.966	93.1	106.4
6	9:28:52.710	1:02.522	18.537	23.250	20.735	93.2	106.0
7	9:30:14.740	1:22.030	18.453	42.440	21.137	93.1	107.2
8	9:31:18.334	1:03.594	19.034	23.443	21.117	92.6	106.9
9	9:32:19.794	1:01.460	18.253	22.305	20.902	92.7	106.2

(53) Stuart ROBERTSON

1	9:23:36.504	1:11.456	22.535	26.725	22.196	86.6	40.0
2	9:24:42.092	1:05.588	19.774	24.800	21.734	91.7	103.9
3	9:25:46.091	1:03.999	18.595	23.796	21.608	93.5	105.8
4	9:26:50.721	1:04.630	19.914	23.571	21.145	92.9	107.5
5	9:27:55.732	1:05.011	20.249	23.281	21.481	93.9	106.7
6	9:29:03.071	1:07.339	19.793	25.356	22.190	83.9	105.3

(66) Alastair CALDERWOOD

1	9:24:11.538	1:14.675	24.163	27.563	22.949	80.9	34.7
2	9:25:18.963	1:07.425	19.442	25.081	22.902	85.1	99.7
3	9:26:26.732	1:07.769	19.376	25.592	22.801	84.6	99.6
4	9:27:33.565	1:06.833	19.592	24.987	22.254	84.9	98.8
5	9:28:41.883	1:08.318	19.996	25.929	22.393	81.8	99.1
6	9:29:47.864	1:05.981	19.267	24.528	22.186	86.7	97.5
7	9:30:55.062	1:07.198	18.669	24.804	23.725	84.9	101.7
8	9:32:01.719	1:06.657	19.130	24.689	22.838	90.1	100.0
9	9:33:07.321	1:05.602	18.618	24.657	22.327	89.2	101.5

Clerk of the Course

Orbits

Sig : Time :
 Chief Timekeeper : Ian Sharp (SMART Timing)
 Results available at www.smart-timing.co.uk and www.speedhive.com





Scottish Legends Racing Championship

www.scotlegends.co.uk

Round - Round_5_Knockhill_01_06_2024



----- Race: HEAT 1 -----

POLE

Position No. 1

85

Mark Beaty

Position No. 2

9

Colin Atkinson

Position No. 3

77

Michael Weddell

Position No. 4

28

David Allan

Position No. 5

53

Stuart Robertson

Position No. 6

43

Jonty Norman

Position No. 7

52

Stewart Black

Position No. 8

95

Max Popelyyushko

Position No. 9

333

Bill Read

Position No. 10

24

Matthew Pape

Position No. 11

37

Ivor Greenwood

Position No. 12

6

Gary Atkinson

Position No. 13

66

Alastair Calderwood

Position No. 14

8

Steve Whitelegg

Position No. 15

26

Scott Hynds

Position No. 16

27

Grant Hunter

Position No. 17

55

Stuart McAndrew

Position No. 18

35

Neil Shenton

Position No. 19

46

Brent Bowie

Position No. 20

10

Ross Hodgson

Position No. 21

86

Jon Critchlow

Position No. 22

30

Mark French

110.09



Scottish Legends Racing Championship

www.scotlegends.co.uk

Round - Round_5_Knockhill_01_06_2024



----- Race: HEAT 2 -----

POLE

Position No. 1	10	Position No. 2	46
	Ross Hodgson		Brent Bowie
Position No. 3	35	Position No. 4	55
	Neil Shenton		Stuart McAndrew
Position No. 5	27	Position No. 6	26
	Grant Hunter		Scott Hynds
Position No. 7	8	Position No. 8	66
	Steve Whitelegg		Alastair Calderwood
Position No. 9	6	Position No. 10	37
	Gary Atkinson		Ivor Greenwood
Position No. 11	24	Position No. 12	333
	Matthew Pape		Bill Read
Position No. 13	95	Position No. 14	52
	Max Popelyyushko		Stewart Black
Position No. 15	43	Position No. 16	53
	Jonty Norman		Stuart Robertson
Position No. 17	28	Position No. 18	77
	David Allan		Michael Weddell
Position No. 19	9	Position No. 20	85
	Colin Atkinson		Mark Beaty
Position No. 21	86	Position No. 22	30
	Jon Critchlow		Mark French

11:09

KMSC/SMRC Race meeting AC
Sorted on best lap time
Scottish Mini Cooper & Cooper S Cup
Knockhill AC 1.271 miles
Qualifying 2
01/06/2024 09:40
Practice (12:00 Time) started at 9:36:15

Pos	No.	Name	Make/Model	CC	Class	Laps	Best Tm	Diff	Best Speed	2nd Best
1	97	Jamie BLAKE	Mini Cooper R53	1600S	R53	5	59.422		77.020	59.850
2	14	Rich FLETT	Mini Cooper R53	1600S	R53	10	1:01.172	1.750	74.817	1:02.394
3	91	Robbie DALGLEISH	Mini Cooper	1600	SM	8	1:02.716	3.294	72.975	1:02.732
4	22	Jason BALLANTYNE	Mini Cooper	1600	SM	9	1:02.730	3.308	72.958	1:02.810
5	70	Oly MORTIMER	Mini Cooper	1600	SM	11	1:02.750	3.328	72.935	1:02.753
6	23	Ian MUNRO	Mini Cooper	1600	SM	12	1:02.759	3.337	72.925	1:03.094
7	25	Chad LITTLE	Mini Cooper	1600	SM	12	1:02.859	3.437	72.809	1:02.926
8	65	Jack IRVINE	Mini Cooper	1600	SM	12	1:02.914	3.492	72.745	1:03.262
9	18	Daniel PATTERSON	Mini Cooper	1600	SM	11	1:02.967	3.545	72.684	1:03.004
10	27	Martin WIJETUNGA	Mini Cooper	1600	SMN	10	1:03.368	3.946	72.224	1:03.517
11	53	Stuart McPHADEN	Mini Cooper	1600	SMN	8	1:03.463	4.041	72.116	1:03.650
12	684	Ralph STURROCK	Mini Cooper	1600	SMN	11	1:03.625	4.203	71.932	1:03.688
13	52	Michael WILLIAMS	Mini Cooper	1600	SMN	11	1:03.913	4.491	71.608	1:04.223
14	333	Ewan ROBERTSON	Mini Cooper	1600	SM	11	1:04.191	4.769	71.298	1:04.192
15	7	Blair DRYBURGH	Mini Cooper	1600	SMN	11	1:04.200	4.778	71.288	1:04.508
16	16	William SMITH	Mini Cooper	1600	SM	11	1:04.421	4.999	71.043	1:04.543
17	88	Barry HOLMES	Mini Cooper	1600	SM	10	1:04.451	5.029	71.010	1:04.517
18	80	Ross FOSTER	Mini Cooper	1600	SMN	10	1:04.935	5.513	70.481	1:05.332
19	5	Jonathan WILD	Mini Cooper	1600	SMN	10	1:05.363	5.941	70.019	1:05.365
20	12	Jacob HEAP	Mini Cooper	1600	SMN	9	1:05.935	6.513	69.412	1:06.454

Clerk of the Course

Orbits

Sig :

Time :

Chief Timekeeper : Ian Sharp (SMART Timing)

 Results available at www.smart-timing.co.uk and www.speedhive.com

Printed: 01/06/2024 09:51:39


 motor
sport
UK

**RACE
WITH
RESPECT**

KMSC/SMRC Race meeting AC

Scottish Mini Cooper & Cooper S Cup

Knockhill AC 1.271 miles

Qualifying 2

01/06/2024 09:40

Practice (12:00 Time) started at 9:36:15

Lap	Time of Day	Lap Tm	S1	S2	S3	S1Spd	SFSpd	Lap	Time of Day	Lap Tm	S1	S2	S3	S1Spd	SFSpd
(97) Jamie BLAKE															
1	9:37:51.196	1:07.576	22.383	24.507	20.686	87.5	38.5	6	9:42:52.665	1:08.154	22.389	23.981	21.784	59.0	96.0
2	9:38:51.720	1:00.524	17.811	22.417	20.296	91.4	109.5	7	9:43:55.818	1:03.153	18.809	22.741	21.603	80.2	97.0
3	9:39:54.559	1:02.839	17.720	24.043	21.076	90.7	109.1	8	9:44:59.245	1:03.427	18.832	22.854	21.741	80.1	97.3
4	9:40:54.409	59.850	17.623	22.050	20.177	90.6	108.1	9	9:46:04.541	1:05.296	19.058	22.960	23.278	78.9	97.0
5	9:41:53.831	59.422	17.450	21.797	20.175	91.4	108.6	10	9:47:08.380	1:03.839	19.133	22.755	21.951	79.5	89.0
								11	9:48:11.306	1:02.926	18.656	22.526	21.744	79.9	96.3
								12	9:49:22.356	1:11.050	18.625	29.600	22.825	80.9	95.7
(14) Rich FLETT															
1	9:38:29.476	1:25.165	29.517	31.201	24.447	50.9	34.8	1	9:37:34.825	1:08.611	22.608	24.079	21.924	78.7	37.4
2	9:39:48.779	1:19.303	27.066	29.754	22.483	42.4	92.1	2	9:38:38.129	1:03.304	18.750	22.799	21.755	80.5	96.0
3	9:41:04.452	1:15.673	23.759	29.562	22.352	50.9	99.3	3	9:39:42.008	1:03.879	18.656	23.169	22.054	80.6	97.1
4	9:42:30.888	1:26.436	24.050	36.549	25.837	47.0	95.1	4	9:40:45.270	1:03.262	18.498	22.957	21.807	80.5	96.6
5	9:43:34.412	1:03.524	18.595	23.852	21.077	87.6	103.7	5	9:41:48.184	1:02.914	18.473	22.704	21.737	80.5	96.6
6	9:44:36.853	1:02.441	17.934	23.658	20.849	88.4	107.0	6	9:42:51.879	1:03.695	18.621	22.937	22.137	80.5	97.0
7	9:45:44.938	1:08.085	21.418	25.576	21.091	73.3	107.0	7	9:43:55.406	1:03.527	18.766	22.945	21.816	80.5	96.0
8	9:46:47.332	1:02.394	17.967	23.243	21.184	85.5	106.9	8	9:44:59.031	1:03.625	18.696	22.751	22.178	80.3	96.8
9	9:47:48.504	1:01.172	17.708	22.941	20.523	88.1	105.2	9	9:46:03.543	1:04.512	19.450	23.215	21.847	75.7	95.5
10	9:48:54.396	1:05.892	19.479	23.855	22.558	84.8	107.0	10	9:47:06.834	1:03.291	18.616	22.728	21.947	79.6	95.6
								11	9:48:10.123	1:03.289	18.518	22.793	21.978	80.4	95.9
								12	9:49:20.474	1:10.351	19.966	25.886	24.499	81.5	94.4
(91) Robbie DALGLEISH															
1	9:37:33.787	1:10.424	23.743	24.497	22.184	78.0	33.7	1	9:37:58.752	1:10.444	24.040	24.034	22.370	75.1	31.1
2	9:38:37.277	1:03.490	19.049	22.750	21.691	80.5	95.3	2	9:39:03.164	1:04.412	18.846	23.554	22.012	80.1	95.9
3	9:39:40.009	1:02.732	18.609	22.490	21.633	80.6	97.3	3	9:40:06.239	1:03.075	18.639	22.806	21.630	80.0	97.5
4	9:40:43.384	1:03.375	18.913	22.744	21.718	78.0	97.0	4	9:41:09.608	1:03.369	18.513	22.859	21.997	80.8	97.0
5	9:41:46.100	1:02.716	18.457	22.518	21.741	80.3	96.4	5	9:42:12.575	1:02.967	18.386	22.790	21.791	80.5	96.4
6	9:42:52.792	1:06.692	18.736	23.053	24.903	79.6	95.9	6	9:43:20.761	1:08.186	18.497	24.979	24.710	80.7	97.1
7	9:43:57.663	1:04.871	19.747	23.316	21.808	79.5	81.5	7	9:44:35.686	1:14.925	23.369	29.323	22.233	56.3	72.4
8	9:46:10.438	2:12.775	19.434	23.864	1:29.477	79.3	96.3	8	9:45:38.690	1:03.004	18.579	22.866	21.559	81.0	96.6
								9	9:46:42.371	1:03.681	18.971	22.826	21.884	80.2	98.0
								10	9:47:47.814	1:05.443	19.613	23.629	22.201	71.9	97.3
								11	9:48:55.883	1:08.069	20.297	25.703	22.069	66.4	96.3
(22) Jason BALLANTYNE															
1	9:37:33.911	1:08.781	22.946	23.895	21.940	78.4	35.1	1	9:38:17.914	1:11.888	24.862	24.610	22.416	76.3	36.1
2	9:38:36.949	1:03.038	18.650	22.682	21.706	80.2	96.6	2	9:39:22.126	1:04.212	19.160	23.132	21.920	79.5	93.7
3	9:39:39.679	1:02.730	18.583	22.629	21.518	81.0	97.0	3	9:40:26.116	1:03.990	18.855	23.018	22.117	79.9	95.5
4	9:40:42.489	1:02.810	18.465	22.614	21.731	81.3	96.8	4	9:41:30.307	1:04.191	18.785	23.008	22.398	79.7	94.9
5	9:41:46.659	1:04.170	18.383	22.724	23.063	81.3	97.5	5	9:42:37.020	1:06.713	18.791	23.333	24.589	79.9	90.4
6	9:42:55.167	1:08.508	21.097	24.581	22.830	63.7	91.9	6	9:43:41.038	1:04.018	19.027	23.165	21.826	79.4	93.2
7	9:46:13.449	3:18.282	23.972	27.998	2:26.312	57.4	88.0	7	9:44:44.565	1:03.527	18.636	22.994	21.897	80.1	94.7
8	9:47:22.847	1:09.398	22.165	24.688	22.545	79.1	44.5	8	9:45:48.082	1:03.517	18.760	22.923	21.834	80.2	94.8
9	9:48:27.668	1:04.821	18.518	24.746	21.557	80.0	94.9	9	9:46:51.993	1:03.911	18.730	23.195	21.986	79.4	95.7
								10	9:47:55.361	1:03.368	18.588	22.765	22.015	79.8	94.5
(70) Oly MORTIMER															
1	9:37:32.478	1:10.927	24.125	24.595	22.207	76.6	32.4	1	9:38:13.791	1:12.589	24.878	24.887	22.824		33.3
2	9:38:35.749	1:03.271	18.639	22.853	21.779	80.5	95.2	2	9:39:18.917	1:05.126	19.635	23.102	22.389		93.6
3	9:39:45.310	1:09.561	19.557	27.249	22.755	73.4	98.7	3	9:40:22.777	1:03.860	18.635	22.868	22.357		93.1
4	9:40:48.337	1:03.027	18.630	22.640	21.757	80.3	96.3	4	9:41:26.240	1:03.463	18.575	22.647	22.241		93.9
5	9:41:51.185	1:02.848	18.460	22.593	21.795	80.4	96.7	5	9:42:33.751	1:07.511	18.530	22.725	26.256		95.3
6	9:43:02.530	1:11.345	19.650	29.203	22.492	71.5	96.7	6	9:43:46.299	1:12.548	23.064	26.074	23.410		92.3
7	9:44:06.745	1:04.215	18.552	23.775	21.888	80.0	96.3	7	9:44:49.949	1:03.650	18.561	22.813	22.276		94.7
8	9:45:09.498	1:02.753	18.369	22.492	21.892	80.8	95.9	8	9:45:53.697	1:03.748	18.653	22.863	22.232		95.6
9	9:46:16.704	1:07.206	19.811	25.027	22.368	75.6	96.3								
10	9:47:24.302	1:07.598	21.449	24.356	21.793	70.5	94.9								
11	9:48:27.052	1:02.750	18.464	22.561	21.725	80.7	96.4								
(23) Ian MUNRO															
1	9:37:30.467	1:12.282	25.422	24.371	22.489	78.3	26.6	1	9:37:57.713	1:13.317	22.797	26.953	23.567	78.5	39.2
2	9:38:34.532	1:04.065	18.990	23.182	21.893	77.9	94.1	2	9:39:03.032	1:05.319	19.707	23.392	22.220	77.4	93.9
3	9:39:37.868	1:03.336	18.660	22.768	21.908	79.6	95.5	3	9:40:07.985	1:04.953	19.351	23.436	22.166	76.9	94.4
4	9:40:41.990	1:04.122	19.553	22.787	21.782	81.0	94.8	4	9:41:11.722	1:03.737	18.576	22.748	22.413	79.6	95.6
5	9:41:44.749	1:02.759	18.418	22.646	21.695	80.7	97.3	5	9:42:15.718	1:03.996	18.892	22.886	22.218	79.4	94.4
6	9:42:51.625	1:06.876	20.012	23.941	22.923	72.5	97.1	6	9:43:19.537	1:03.819	18.829	22.986	22.004	78.9	95.2
7	9:43:56.774	1:05.149	20.289	23.081	21.779	76.9	94.5	7	9:44:23.304	1:03.767	18.636	22.867	22.264	79.5	94.4
8	9:45:00.487	1:03.713	18.563	23.187	21.963	80.3	96.8	8	9:45:28.675	1:05.371	18.745	24.321	22.305	78.4	94.5
9															

KMSC/SMRC Race meeting AC
Scottish Mini Cooper & Cooper S Cup
Knockhill AC 1.271 miles
Qualifying 2
01/06/2024 09:40
Practice (12:00 Time) started at 9:36:15

Lap	Time of Day	Lap Tm	S1	S2	S3	S1Spd	SFSpd	Lap	Time of Day	Lap Tm	S1	S2	S3	S1Spd	SFSpd
4	9:41:06.874	1:04.369	19.081	23.016	22.272	78.3	93.6	2	9:39:28.920	1:05.825	19.260	24.194	22.371	77.7	91.6
5	9:42:11.275	1:04.401	18.978	22.982	22.441	79.1	94.7	3	9:40:34.698	1:05.778	19.064	24.310	22.404	77.9	92.3
6	9:43:16.129	1:04.854	18.956	22.959	22.939	79.0	94.3	4	9:41:40.061	1:05.363	19.007	23.850	22.506	78.1	92.6
7	9:44:20.757	1:04.628	18.990	23.032	22.606	79.1	93.2	5	9:42:55.530	1:15.469	18.933	24.252	32.284	78.0	91.8
8	9:45:24.980	1:04.223	18.932	22.999	22.292	79.4	93.3	6	9:44:01.891	1:06.361	20.020	23.758	22.583	78.2	70.2
9	9:46:28.893	1:03.913	18.640	23.050	22.223	79.1	94.7	7	9:45:07.279	1:05.388	19.004	23.792	22.592	78.4	92.4
10	9:47:34.310	1:05.417	19.504	23.203	22.710	76.0	95.1	8	9:46:12.851	1:05.572	19.230	23.840	22.502	78.5	92.6
11	9:48:38.930	1:04.620	19.018	23.068	22.534	79.0	92.4	9	9:47:18.746	1:05.895	19.082	23.880	22.933	77.2	92.1
								10	9:48:24.111	1:05.365	19.040	23.465	22.860	78.3	91.1

(333) Ewan ROBERTSON

1	9:38:03.162	1:12.068	23.025	25.931	23.112	76.2	37.0
2	9:39:08.631	1:05.469	19.118	24.022	22.329	80.0	94.1
3	9:40:13.576	1:04.945	18.752	23.957	22.236	79.4	95.3
4	9:41:17.768	1:04.192	18.863	23.324	22.005	80.1	94.8
5	9:42:21.959	1:04.191	18.775	23.370	22.046	80.2	95.5
6	9:43:26.587	1:04.628	18.821	23.264	22.543	80.1	95.3
7	9:44:30.787	1:04.200	18.758	23.467	21.975	80.3	95.5
8	9:45:35.177	1:04.390	18.698	23.512	22.180	80.4	95.7
9	9:46:41.442	1:06.265	19.817	24.035	22.413	75.9	96.0
10	9:47:47.687	1:06.245	19.021	23.497	23.727	79.3	94.4
11	9:48:54.684	1:06.997	20.803	23.629	22.565	80.8	78.7

(12) Jacob HEAP

1	9:37:48.498	1:12.979	24.006	25.608	23.365	77.2	34.7
2	9:38:56.882	1:08.384	20.062	24.462	23.860	74.6	88.5
3	9:40:04.918	1:08.036	20.602	23.848	23.586	74.9	88.1
4	9:41:12.157	1:07.239	19.608	24.002	23.629	73.6	88.6
5	9:42:18.092	1:05.935	19.323	23.435	23.177	75.9	88.6
6	9:43:24.627	1:06.535	19.463	23.491	23.581	75.4	89.6
7	9:44:31.081	1:06.454	19.515	23.550	23.389	76.3	88.3
8	9:45:38.113	1:07.032	19.479	23.588	23.965	75.9	88.5
9	9:46:45.311	2:42.198	20.852	23.841	1:57.505	71.2	86.5

(7) Blair DRYBURGH

1	9:38:01.940	1:12.340	23.563	25.330	23.447	74.2	35.8
2	9:39:08.474	1:06.534	19.583	23.799	23.152	75.6	86.6
3	9:40:14.043	1:05.569	19.296	24.131	22.142	78.7	91.1
4	9:41:18.998	1:04.955	19.266	23.393	22.296	79.5	94.5
5	9:42:23.198	1:04.200	18.927	23.069	22.204	79.6	94.4
6	9:43:27.706	1:04.508	18.994	23.292	22.222	79.5	93.7
7	9:44:32.374	1:04.668	19.148	23.297	22.223	79.2	94.9
8	9:45:37.186	1:04.812	18.992	23.433	22.387	79.9	94.7
9	9:46:41.794	1:04.608	19.075	23.352	22.181	78.9	93.6
10	9:47:47.426	1:05.632	19.076	23.600	22.956	79.8	95.1
11	9:48:52.486	1:05.060	19.031	23.403	22.626	79.0	92.9

(16) William SMITH

1	9:38:04.221	1:11.187	23.721	24.836	22.630	76.7	37.2
2	9:39:09.085	1:04.864	19.486	23.398	21.980	79.9	95.6
3	9:40:14.794	1:05.709	19.173	24.183	22.353	80.8	97.8
4	9:41:19.337	1:04.543	18.960	23.357	22.226	80.7	95.6
5	9:42:50.363	1:31.026	19.136	23.099	48.791	80.4	95.1
6	9:43:54.960	1:04.597	18.972	23.253	22.372	79.1	92.3
7	9:45:00.203	1:05.243	20.057	23.257	21.929	80.7	94.5
8	9:46:05.041	1:04.838	19.366	23.139	22.333	81.0	96.8
9	9:47:09.652	1:04.611	19.162	23.020	22.429	79.9	94.8
10	9:48:14.073	1:04.421	18.741	23.122	22.558	79.8	94.5
11	9:49:20.813	1:06.740	18.881	24.755	23.104	80.1	93.9

(88) Barry HOLMES

1	9:37:57.257	1:15.739	25.054	26.853	23.832	76.0	30.9
2	9:39:05.100	1:07.843	20.453	24.961	22.429	69.8	93.2
3	9:40:10.582	1:05.482	19.160	23.612	22.710	80.0	95.7
4	9:41:15.522	1:04.940	18.991	23.560	22.389	80.2	95.6
5	9:42:19.973	1:04.451	18.828	23.419	22.204	80.3	95.6
6	9:43:24.490	1:04.517	18.754	23.495	22.268	80.6	96.1
7	9:44:29.656	1:05.166	18.794	23.562	22.810	80.1	96.1
8	9:45:34.524	1:04.868	18.900	23.439	22.529	80.3	94.9
9	9:46:41.772	1:30.248	38.549	28.593	23.106	35.3	95.6
10	9:48:16.363	1:11.591	21.292	27.836	22.463	43.8	94.4

(80) Ross FOSTER

1	9:37:43.978	1:12.379	23.295	25.544	23.540	76.7	35.8
2	9:38:49.835	1:05.857	19.064	24.201	22.592	78.1	92.1
3	9:39:55.546	1:05.711	19.211	23.974	22.526	79.0	93.1
4	9:41:01.666	1:06.120	19.239	24.127	22.754	79.6	94.7
5	9:42:07.414	1:05.748	19.053	23.990	22.705	78.9	93.7
6	9:43:13.058	1:05.644	18.950	23.875	22.819	78.2	93.9
7	9:44:18.390	1:05.332	18.773	23.740	22.819	78.7	93.3
8	9:45:23.325	1:04.935	18.995	23.521	22.419	79.0	93.3
9	9:46:28.705	1:05.380	18.824	23.838	22.718	78.5	93.9
10	9:47:35.543	1:06.838	20.124	24.449	22.265	73.7	94.4

(5) Jonathan WILD

1	9:38:23.095	1:13.989	24.338	26.362	23.289	73.1	36.6
---	-------------	-----------------	--------	--------	--------	------	------

Clerk of the Course
Orbits

Sig : **Time :**
Chief Timekeeper : Ian Sharp (SMART Timing)
Results available at www.smart-timing.co.uk and www.speedhive.com


RACE WITH RESPECT

KMSC/SMRC Race meeting AC

Scottish Mini Cooper & Cooper S Cup

Knockhill AC 1.271 miles

Race 2 - 1st Race

01/06/2024 11:55

Race (12 Laps)

POLE POSITION

1	2
1 97 Jamie BLAKE 59.422	2 14 Rich FLETT 1:01.172
3 3	4 4
5 5	6 6
7 91 Robbie DALGLEISH 1:02.716	8 22 Jason BALLANTYNE 1:02.730
9 70 Oly MORTIMER 1:02.750	10 23 Ian MUNRO 1:02.759
11 25 Chad LITTLE 1:02.859	12 65 Jack IRVINE 1:02.914
13 18 Daniel PATTERSON 1:02.967	14 27 Martin WIJETUNGA 1:03.368
15 53 Stuart McPHADEN 1:03.463	16 684 Ralph STURROCK 1:03.625
17 52 Michael WILLIAMS 1:03.913	18 333 Ewan ROBERTSON 1:04.191
19 7 Blair DRYBURGH 1:04.200	20 16 William SMITH 1:04.421

Clerk of the Course

Orbits

 Sig : Time :
 Chief Timekeeper : Ian Sharp (SMART Timing)
 Results available at www.smart-timing.co.uk and www.speedhive.com




Bulletin No. _____

KMSC/SMRC Race meeting AC


Scottish Mini Cooper & Cooper S Cup

Knockhill AC 1.271 miles

Race 2 - 1st Race

01/06/2024 11:55

Race (12 Laps)



11

21

<p>88 Barry HOLMES 1:04.451</p>

22

<p>80 Ross FOSTER 1:04.935</p>

12

23

<p>5 Jonathan WILD 1:05.363</p>

24

<p>12 Jacob HEAP 1:05.935</p>

Clerk of the Course

Orbits

Sig : Time :

Chief Timekeeper : Ian Sharp (SMART Timing)

Results available at www.smart-timing.co.uk and www.speedhive.com

Printed: 01/06/2024 09:53:42



motor sport UK



KMSC/SMRC Race meeting AC
Sorted on best lap time
Modified Fords
Knockhill AC 1.271 miles
Qualifying 4
01/06/2024 10:00
Practice (15:00 Time) started at 9:52:15

Pos	No.	Name	Make/Model	CC	Class	Laps	Best Tm	Diff	Best Speed	2nd Best
1	95	Dave COCKELL	Ford Escort Cosworth	2200T	SA	14	53.462		85.606	53.790
2	74	Tom OVENDEN	RSR Escort Mk1	2500	SB	16	53.678	0.216	85.262	53.876
3	39	Josh PAYTON	Ford Cortina Mk2	2500	B+	15	54.962	1.500	83.270	55.328
4	24	Alex BOAM	Ford Fiesta 2006	1600	B+	15	57.360	3.898	79.789	57.602
5	61	David GUTHRIE	Ford Fiesta 2005	1600	B+	15	57.588	4.126	79.473	58.027
6	63	Lloyd JAMIESON	Ford Escort Cosworth	2000T	SA	7	57.631	4.169	79.414	1:01.255
7	620	Todd GARNER	Ford Fiesta ST180	1600	B+	14	57.701	4.239	79.317	58.149
8	37	Paul DALY	Ford Focus	2000T	A	11	58.157	4.695	78.695	58.178
9	18	Andy ROBINSON	Ford Falcon	7000	SA	8	58.157	4.695	78.695	58.262
10	33	Paul NEVILL	Ford Escort RS2000	2300	B+	15	58.366	4.904	78.413	58.576
11	16	Chris BAKER	Ford Escort RS1600i	2100	B	12	58.436	4.974	78.320	58.814
12	333	Iain BLACKLEY	Ford Puma	1700T	B+	13	58.673	5.211	78.003	58.751
13	241	Sam SHIMWELL	Ford Fiesta ST150	2300	B+	4	58.861	5.399	77.754	1:02.168
14	36	Gary JOHNSON	Ford Escort Mk1	2000	B	13	1:00.501	7.039	75.646	1:00.818
15	10	Tim MIZEN	Ford Fiesta Mk3	2000	B	13	1:01.013	7.551	75.012	1:01.470
16	49	Piers WARWICK	Ford Escort Mk1	1800T	SA	13	1:02.206	8.744	73.573	1:02.407
17	13	Dave BARRETT	Ford Fiesta Mk4	1600	C	13	1:03.046	9.584	72.593	1:04.109
18	76	Kevan HADFIELD	Ford Puma	1700	C	13	1:03.056	9.594	72.581	1:03.379
19	117	Shaun HADFIELD	Ford Puma	1700	C	11	1:04.472	11.010	70.987	1:05.084
20	84	Ali McMILLAN	Ford Escort Cosworth	2000T	SA	3	1:06.005	12.543	69.338	1:06.862
21	959	Mick HEAD	Ford Escort Cosworth	2000T	A	2	1:09.219	15.757	66.119	1:19.665

Clerk of the Course
Orbits

Sig : Time :
 Chief Timekeeper : Ian Sharp (SMART Timing)
 Results available at www.smart-timing.co.uk and www.speedhive.com

Printed: 01/06/2024 10:23:19


**motor
sport
UK**
**RACE
WITH
RESPECT**



Modified Ford Series



Bulletin No. _____

KMSC/SMRC Race meeting AC

Modified Fords

Knockhill AC 1.271 miles

Qualifying 4

01/06/2024 10:00

Practice (15:00 Time) started at 9:52:15

Lap	Time of Day	Lap Tm	S1	S2	S3	S1Spd	SFSpd	Lap	Time of Day	Lap Tm	S1	S2	S3	S1Spd	SFSpd
(95) Dave COCKELL								5	10:07:46.451	10:52.403	16.967	25.911	20.743	102.6	120.7
1	9:54:24.258							6	10:08:54.636	1:08.185	21.531	23.055	20.319	92.1	43.7
2	9:55:27.447	1:03.189	18.521	23.627	21.041	91.3	94.0	7	10:09:54.969	1:00.333	16.959	22.614	19.914	99.7	122.0
3	9:56:28.333	1:00.886	17.298	22.549	21.039	96.0	106.2	8	10:10:55.146	1:00.177	17.649	23.131	20.080	102.1	121.1
4	10:08:14.993	10:39.729			11:07.478			9	10:11:56.182	1:01.036	17.825	22.054	19.261	100.5	120.7
5	10:09:22.981	1:07.988	24.752	23.731	19.505	88.6	26.3	10	10:12:54.209	58.027	16.712	21.398	21.398	103.2	122.2
6	10:10:19.325	56.344	15.710	21.842	18.792	103.2	132.9	11	10:13:56.144	1:01.935	17.301	22.598	20.967	97.0	121.1
7	10:11:17.532	58.207	15.727	22.439	20.041	110.6	131.6	12	10:14:56.292	1:00.148	16.583	19.521	19.521	103.9	120.9
8	10:12:11.796	54.264	15.450	20.780	18.034	114.3	133.2	13	10:15:54.445	58.155	16.707	21.925	19.521	103.9	121.4
9	10:13:05.806	54.010	15.153	20.871	17.986	120.3	139.5	14	10:16:59.917	1:05.472	17.223	23.599	24.650	101.1	122.0
10	10:13:59.268	53.462	15.327	20.557	17.578	115.9	142.2	15	10:17:57.505	57.588	16.692	21.629	19.267	100.6	119.8
11	10:14:54.191	54.923	15.220	21.807	17.896	117.3	143.1	(63) Lloyd JAMIESON							
12	10:15:47.981	53.790	15.623	20.514	17.653	115.7	142.5	1	9:53:53.674	1:10.125	25.380	24.307	20.438	80.1	27.4
13	10:16:43.656	55.675	16.460	21.516	17.699	110.4	128.6	2	9:54:54.929	1:01.255	17.386	23.732	20.137	94.3	114.1
14	10:17:44.243	1:00.587	16.438	26.404	17.745	96.0	140.7	3	9:55:57.524	1:02.595	17.379	24.840	20.376	91.2	115.7
(74) Tom OVENDEN								4	9:57:03.306	1:05.782	17.493	24.350	23.939	88.8	115.1
1	9:54:01.276	1:07.841	22.793	25.390	19.658	96.0	36.1	5	10:08:16.784	11:13.478					108.2
2	9:54:55.936	54.660	15.658	20.291	18.711	105.7	122.7	6	10:09:38.195	1:21.411	27.239	32.080	22.092	70.7	29.7
3	9:55:54.554	58.618	16.487	22.428	19.703	95.2	127.1	7	10:10:35.826	57.631	16.859	21.649	19.123	99.4	120.0
4	9:56:52.609	58.055	16.489	21.285	20.281	106.9	124.7	(620) Todd GARNER							
5	10:07:43.947	10:51.338	16.362		105.8	124.0	1	9:54:54.122	1:12.985	24.378	27.063	21.544	85.8	29.2	
6	10:08:52.481	1:08.534	21.025	27.488	20.021	83.9	34.1	2	9:55:57.056	1:02.934	17.875	24.574	20.485	98.7	116.9
7	10:09:46.467	53.986	15.396	20.014	18.576	105.8	123.6	3	9:57:02.851	1:05.795	17.520	24.006	24.269	97.5	120.3
8	10:10:40.145	53.678	15.527	19.887	18.264	105.8	124.0	4	10:07:48.284	10:45.433	16.969			101.1	116.5
9	10:11:35.836	55.691	16.150	20.290	19.251	105.7	124.3	5	10:08:55.561	1:07.277	21.859	24.573	20.845	91.1	46.3
10	10:12:29.965	54.129	15.613	19.941	18.575	105.5	122.0	6	10:09:55.584	1:00.023	17.304	22.974	19.745	100.2	118.1
11	10:13:28.634	58.669	15.657	23.150	19.862	105.5	122.9	7	10:10:56.288	1:00.704	17.616	22.517	20.571	99.4	120.7
12	10:14:24.641	56.007	17.001	20.363	18.643	105.0	120.5	8	10:11:58.442	1:02.154	18.390	23.557	20.207	97.8	109.3
13	10:15:21.286	56.645	15.905	21.310	19.430	105.7	124.5	9	10:12:56.591	58.149	16.846	21.953	19.350	99.7	119.2
14	10:16:15.162	53.876	15.652	20.018	18.206	105.2	122.9	10	10:13:54.292	57.701	16.814	21.800	19.087	100.3	117.7
15	10:17:13.822	58.660	16.238	21.625	20.797	104.2	124.0	11	10:14:57.618	1:03.326	17.028	24.889	21.409	96.8	120.9
16	10:18:14.098	1:00.276	16.351	23.439	20.486	105.3	100.5	12	10:15:56.051	58.433	16.729	21.824	19.880	100.0	119.0
(39) Josh PAYTON								13	10:16:55.997	59.946	16.742	23.216	19.988	98.7	117.3
1	9:54:10.247	1:12.091	24.826	25.272	21.993	83.8	31.5	14	10:17:55.441	59.444	16.909	21.871	20.664	98.4	117.7
2	9:55:11.235	1:00.988	18.667	23.053	19.268	95.7	99.0	(37) Paul DALY							
3	9:56:07.200	55.965	16.295	20.871	18.799	106.0	124.3	1	9:54:30.214	1:14.192	25.879	26.345	21.968		32.5
4	9:57:08.351	1:01.151	16.522	22.170	22.459	105.0	128.3	2	9:55:33.052	1:02.838	18.332	23.608	20.898		121.8
5	10:07:56.428	10:48.077			109.3			3	9:56:34.637	1:01.585	17.472	23.850	20.263		122.2
6	10:09:01.720	1:05.292	20.617	24.816	19.859	101.5	48.5	4	10:08:18.872	10:39.730			11:03.136		
7	10:09:59.213	57.493	16.743	22.089	18.661	105.8	127.1	5	10:09:40.247	1:21.375	28.922	31.455	20.998		32.6
8	10:10:55.352	56.139	15.695	21.199	19.245	107.5	127.1	6	10:10:39.536	59.289	16.923	22.446	19.920		127.3
9	10:11:51.889	56.537	16.579	21.202	18.756	106.0	127.6	7	10:11:37.714	58.178	16.914	21.956	19.308		127.6
10	10:12:46.851	54.962	15.757	20.613	18.592	107.2	126.6	8	10:12:36.695	58.981	16.950	22.302	19.729		127.6
11	10:13:42.179	55.328	15.779	20.803	18.746	107.0	126.4	9	10:13:46.616	1:09.921	19.174	25.531	25.216		126.6
12	10:14:38.283	56.104	15.889	20.963	19.252	107.5	126.9	10	10:15:01.027	1:14.411	21.330	31.745	21.336	88.3	87.8
13	10:15:35.859	57.576	16.715	21.169	19.692	105.3	126.9	11	10:15:59.184	58.157	16.985	21.750	19.422		127.8
14	10:16:31.532	55.673	15.883	21.008	18.782	106.7	126.4	(18) Andy ROBINSON							
15	10:17:28.825	57.293	15.782	21.707	19.804	107.4	128.1	1	9:53:29.118	1:11.818	23.824	26.587	21.407	93.3	33.9
(24) Alex BOAM								2	9:54:32.745	1:03.627	17.778	25.222	20.627	103.6	121.8
1	9:53:42.742	1:16.373	25.764	28.444	22.165	69.0	35.7	3	9:55:34.053	1:01.308	17.565	24.402	19.341	100.2	121.6
2	9:54:48.307	1:05.565	17.713	25.918	21.934	94.8	111.1	4	9:56:32.210	58.157	16.717	22.572	18.868	105.3	132.6
3	9:55:51.703	1:03.396	17.047	25.047	21.302	96.4	115.3	5	10:07:54.923	10:18.299			10:44.412		
4	9:56:51.329	59.626	16.674	22.354	20.598	97.5	115.5	6	10:09:00.964	1:06.041	21.516	24.949	19.576	104.9	45.4
5	10:07:39.366	10:48.037	16.574		98.0	116.5	7	10:10:01.939	1:00.975	16.903	25.020	19.052	114.3	130.1	
6	10:08:47.570	1:08.204	22.021	25.463	20.720	90.3	41.2	8	10:11:00.201	58.262	16.712	22.644	18.906	110.0	130.8
7	10:09:48.320	1:00.750	16.997	22.739	21.014	91.6	113.9	(33) Paul NEVILL							
8	10:10:46.469	58.149	16.608	21.898	19.643	97.0	116.9	1	9:53:36.133	1:11.926	23.471	26.588	21.867	73.3	33.4
9	10:11:44.840	58.371	16.706	21.899	19.766	96.3	117.3	2	9:54:43.650	1:07.517	18.583	26.078	22.856		105.5
10	10:12:42.200	57.360	16.532	21.518	19.310	98.1	116.3	3	9:55:51.100	1:07.450	17.543	28.524	21.383		113.2
11	10:13:44.727	1:02.527	17.126	25.230	20.171	85.9	117.9	4	9:56:51.863	1:00.763	17.895	23.011	19.857		123.1
12	10:14:42.398	57.671	16.572	21.674	19.425	97.3	116.9	5	10:07:45.509	10:53.646	17.348				122.5
13	10:15:42.744	1:00.346	17.037	23.416	19.893	96.4	119.2	6	10:08:54.135	1:08.626	21.760	25.999	20.867	94.4	40.2
14	10:16:40.994	58.250	16.608	21.866	19.776	98.7	117.9	7	10:09:54.723	1:00.588	17.028	23.082	20.478		122.5
15	10:17:38.596	57.602	16.614	21.636	19.352	97.8	117.7	8	10:10:54.572	59.849	17.485	22.607	19.757	100.0	120.3
(61) David GUTHRIE								9	10:11:53.731	59.159	17.259	22.678	19.222	97.0	122.2
1	9:53:47.256	1:10.707	23.234	26.323	21.150	73.9	36.3	10	10:12:53.340	59.609	17.375	22.250	19.984		125.0
2	9:54:49.540	1:02.284	17.371	24.650	20.263	101.2	119.6	11	10:13:52.727	59.387	17.188	22.429	19.770		122.2
3	9:55:53.652	1:04.112</													



Modified Ford Series



Bulletin No. _____

KMSC/SMRC Race meeting AC

Modified Fords

Knockhill AC 1.271 miles

Qualifying 4

01/06/2024 10:00

Practice (15:00 Time) started at 9:52:15

Lap	Time of Day	Lap Tm	S1	S2	S3	S1Spd	SFSpd	Lap	Time of Day	Lap Tm	S1	S2	S3	S1Spd	SFSpd
14	10:16:50.152	58.576	17.186	22.093	19.297	104.0	122.7	6	10:10:23.840	1:04.354	18.659	24.752	20.943	83.6	111.5
15	10:17:48.518	58.366	17.311	21.865	19.190	103.6	120.9	7	10:11:26.046	1:02.206	18.026	23.378	20.802	92.9	113.9
(16) Chris BAKER								8	10:12:30.516	1:04.470	18.728	24.496	21.246	81.9	109.5
1	9:55:01.052	1:22.121	24.285	33.295	24.541	70.4	32.2	9	10:13:34.664	1:04.148	18.961	23.950	21.237	79.8	104.7
2	9:56:05.971	1:04.919	19.332	24.903	20.684	77.0	88.8	10	10:14:37.071	1:02.407	18.066	23.367	20.974	93.5	111.1
3	9:57:09.119	1:03.148	18.370	23.243	21.535	87.0	119.4	11	10:15:43.761	1:06.690	18.818	24.978	22.894	84.6	111.7
4	10:07:59.605	1:10.50.486						12	10:16:49.587	1:05.826	18.933	24.626	22.267	84.6	100.3
5	10:09:10.616	1:11.011	23.833	26.315	20.863	70.0	44.1	13	10:17:57.048	1:07.461	19.786	24.754	22.921	88.0	91.3
6	10:10:13.818	1:03.202	17.320	25.565	20.317	85.3	121.1	(13) Dave BARRETT							
7	10:11:13.370	59.552	17.229	22.651	19.672	88.1	121.8	1	9:54:42.051	1:22.760	25.405	31.829	25.526	78.2	30.1
8	10:12:12.319	58.949	17.169	22.479	19.301	93.1	121.4	2	9:55:51.892	1:09.841	19.972	26.990	22.879	82.4	101.4
9	10:13:11.214	58.895	16.998	22.438	19.459	98.3	122.2	3	9:57:03.062	1:11.170	19.611	26.805	24.754	71.7	99.6
10	10:14:10.028	58.814	16.969	22.514	19.331	99.3	122.0	4	10:07:51.289	1:04.227					103.1
11	10:15:08.464	58.436	16.740	22.131	19.565	100.0	121.8	5	10:09:05.143	1:13.854	23.744	27.890	22.220	81.0	39.4
12	10:16:10.451	1:01.987	16.868	22.785	22.334	99.4	121.4	6	10:10:12.715	1:07.572	18.932	26.905	21.735	83.5	106.0
(333) Iain BLACKLEY								7	10:11:18.315	1:05.600	18.705	25.081	21.814	80.9	106.0
1	9:53:30.333	1:11.283	24.574	24.606	22.103		34.3	8	10:12:23.617	1:05.302	19.133	24.958	21.211	88.3	103.4
2	9:54:39.289	1:08.956	18.980	26.276	23.700		109.1	9	10:13:27.816	1:04.199	18.626	24.436	21.137	87.6	107.0
3	9:55:39.103	59.814	17.806	22.530	19.478		108.9	10	10:14:31.925	1:04.109	18.691	24.201	21.217	88.6	106.0
4	9:56:38.523	59.420	17.776	22.210	19.434		117.7	11	10:15:36.482	1:04.557	18.541	24.720	21.296	89.5	107.4
5	10:08:12.902	1:10.31.373			10:54.532			12	10:16:40.763	1:04.281	18.394	24.597	21.290	88.9	106.9
6	10:09:20.267	1:07.365	25.263	22.706	19.396		45.6	13	10:17:43.809	1:03.046	18.487	23.973	20.586	88.9	106.4
7	10:10:19.060	58.793	17.389	21.858	19.546		113.5	(76) Kevan HADFIELD							
8	10:11:23.700	1:04.640	17.315	23.248	24.077		114.5	1	9:54:44.775	1:20.505	26.446	29.717	24.342	66.3	31.5
9	10:13:34.323	2:10.623	17.876	22.073	19.868		88.4	2	9:55:55.129	1:10.354	19.494	27.466	23.394	80.5	98.8
10	10:14:33.074	58.751	17.276	21.982	19.493		113.2	3	9:57:05.474	1:10.345	18.547	26.494	25.304	82.1	106.0
11	10:15:32.880	59.806	17.799	22.549	19.458		114.3	4	10:07:53.222	1:04.748					101.2
12	10:16:31.553	58.673	17.294	21.984	19.395		113.7	5	10:09:08.542	1:15.320	24.848	27.395	23.077	72.9	40.2
13	10:17:35.342	1:03.789	18.325	24.868	20.596		114.7	6	10:10:14.171	1:05.629	18.658	25.210	21.761	86.8	106.0
(241) Sam SHIMWELL								7	10:11:21.863	1:07.692	19.229	25.813	22.650	86.8	104.9
1	10:14:43.019	1:10.558	22.865	25.991	21.702		36.4	8	10:12:25.614	1:03.751	18.650	23.778	21.323	86.3	103.4
2	10:15:46.403	1:03.384	19.003	23.886	20.495		104.4	9	10:13:29.268	1:03.654	18.625	23.858	21.171	87.2	108.2
3	10:16:48.571	1:02.168	17.437	24.042	20.689		114.7	10	10:14:32.324	1:03.056	18.372	23.868	20.816	89.2	109.5
4	10:17:47.432	58.861	17.318	21.857	19.686		114.1	11	10:15:37.406	1:05.082	18.615	24.797	21.670	85.7	110.0
(36) Gary JOHNSON								12	10:16:41.263	1:03.857	18.934	23.769	21.154	86.9	108.8
1	9:54:55.260	1:19.418	25.466	29.599	24.353	70.9	30.7	13	10:17:44.642	1:03.379	18.325	24.273	20.781	88.5	106.5
2	9:56:03.819	1:08.559	20.459	25.973	22.127	82.4	87.8	(117) Shaun HADFIELD							
3	9:57:09.828	1:06.009	19.069	23.929	23.011	82.7	104.2	1	9:54:45.948	1:18.733	25.202	29.727	23.804	73.3	34.4
4	10:08:04.887	1:05.059					97.0	2	9:55:55.986	1:10.038	19.957	26.649	23.432	80.1	96.7
5	10:09:11.434	1:06.547	21.712	24.131	20.704	89.2	39.5	3	9:57:06.760	1:10.774	20.031	25.535	25.208	80.5	99.1
6	10:10:14.453	1:03.019	17.671	24.878	20.470	95.5	117.9	4	10:08:03.598	1:05.838					93.6
7	10:11:18.078	1:03.625	17.601	24.798	21.226	91.6	119.4	5	10:09:14.175	1:10.577	23.123	25.456	21.998	77.8	37.6
8	10:12:18.579	1:00.501	17.505	22.491	20.505	93.7	113.9	6	10:10:19.877	1:05.702	19.105	24.564	22.033	82.1	98.4
9	10:13:19.397	1:00.818	18.030	22.246	20.542	91.2	113.2	7	10:11:25.084	1:05.207	19.172	24.040	21.995	82.0	98.5
10	10:14:20.460	1:01.063	17.778	22.538	20.747	92.4	112.8	8	10:12:30.168	1:05.084	18.977	23.940	22.167	82.7	99.4
11	10:15:23.613	1:03.153	18.092	22.965	22.096	91.1	111.3	9	10:13:34.640	1:04.472	18.837	23.727	21.908	81.9	96.8
12	10:16:25.030	1:01.417	17.775	22.689	20.953	91.2	111.8	10	10:14:41.142	1:06.502	19.321	23.941	23.240	83.1	94.5
13	10:17:26.730	1:01.700	17.913	22.705	21.082	91.1	112.0	11	10:15:46.713	1:05.571	19.851	23.871	21.849	82.3	94.9
(10) Tim MIZEN								(84) Ali McMILLAN							
1	9:54:48.756	1:18.059	26.016	28.757	23.286	74.6	33.1	1	9:54:30.714	1:17.694	26.874	27.258	23.562	79.5	26.4
2	9:55:57.112	1:08.356	19.973	25.801	22.582	81.8	101.8	2	9:55:37.576	1:06.862	19.266	26.186	21.410	96.3	98.4
3	9:57:07.668	1:10.556	19.409	25.500	25.647	83.1	101.2	3	9:56:43.581	1:06.005	19.150	25.013	21.842	96.0	99.4
4	10:07:57.766	1:10.50.098					97.1	(959) Mick HEAD							
5	10:09:08.916	1:11.150	22.043	26.803	22.304	83.1	45.9	1	9:54:11.406	1:19.665	25.918	28.427	25.320	70.7	30.5
6	10:10:13.981	1:05.065	18.641	25.161	21.263	90.1	106.7	2	9:55:20.625	1:09.219	19.701	26.282	23.236	80.1	97.0
7	10:11:18.538	1:04.557	18.488	24.779	21.290	85.2	112.6								
8	10:12:19.551	1:01.013	17.782	23.037	20.194	92.3	112.8								
9	10:13:21.021	1:01.470	17.632	23.401	20.437	89.8	115.7								
10	10:14:22.660	1:01.639	18.192	23.046	20.401	91.8	113.7								
11	10:15:26.947	1:04.287	18.336	24.020	21.931	89.2	114.3								
12	10:16:29.469	1:02.522	18.214	23.948	20.360	90.1	110.2								
13	10:17:31.710	1:02.241	18.235	23.640	20.366	87.5	114.1								
(49) Piers WARWICK															
1	9:54:09.432	1:19.330	26.497	28.658	24.175	68.0	30.3								
2	9:55:18.716	1:09.284	19.583	27.072	22.629	65.9	104.4								
3	9:56:24.094	1:05.378	18.588	25.142	21.648	83.7	107.5								
4	10:08:08.221	1:03.484			11:01.652										
5	10:09:19.486	1:11.265	23.325	25.962	21.978	78.2	42.0								

Clerk of the Course


Orbits

Sig : Time :
 Chief Timekeeper : Ian Sharp (SMART Timing)
 Results available at www.smart-timing.co.uk and www.speedhive.com



KMSC/SMRC Race meeting AC

<p>Modified Fords</p> <p>Race 6</p> <p>Race (15:00 Time)</p>	<p>Knockhill AC 1.271 miles</p> <p>01/06/2024 14:20</p>
---	---



POLE POSITION

1	1 95 Dave COCKELL 53.462	2	2 74 Tom OVENDEN 53.678
2	3 39 Josh PAYTON 54.962	4	4 24 Alex BOAM 57.360
3	5 61 David GUTHRIE 57.588	6	6 63 Lloyd JAMIESON 57.631
4	7 620 Todd GARNER 57.701	8	8 37 Paul DALY 58.157
5	9 18 Andy ROBINSON 58.157	10	10 33 Paul NEVILL 58.366
6	11 16 Chris BAKER 58.436	12	12 333 Iain BLACKLEY 58.673
7	13 241 Sam SHIMWELL 58.861	14	14 36 Gary JOHNSON 1:00.501
8	15 10 Tim MIZEN 1:01.013	16	16 49 Piers WARWICK 1:02.206
9	17 13 Dave BARRETT 1:03.046	18	18 76 Kevan HADFIELD 1:03.056
10	19 117 Shaun HADFIELD 1:04.472	20	20 84 Ali McMILLAN 1:06.005

Clerk of the Course Orbits

Sig : Time :


Chief Timekeeper : Ian Sharp (SMART Timing)

Results available at www.smart-timing.co.uk and www.speedhive.com



KMSC/SMRC Race meeting AC

Modified Fords	Knockhill AC 1.271 miles
Race 6	01/06/2024 14:20
Race (15:00 Time)	



11	21
	959 Mick HEAD
	1:09.219

**KMSC/SMRC Race meeting AC****Sorted on best lap time****KMSC Modsports Championship****Knockhill AC 1.271 miles****Qualifying 3****01/06/2024 10:20****Practice (15:00 Time) started at 10:23:48**

Pos	No.	Name	Make/Model	CC	Class	Laps	Best Tm	Diff	Best Speed	2nd Best
1	9	Ron CUMMING	Nemesis Kit Car	2000	A	6	53.273		85.910	53.608
2	90	William PATERSON	Radical PR6	1340	B	16	54.498	1.225	83.979	54.802
3	10	Mark THOMSON	Radical SR8 RS	2700	A	9	55.036	1.763	83.158	55.381
4	179	Cameron BRYDON	BMW M3	3200	C	10	56.520	3.247	80.975	56.889
5	32	Shaun DAVIDSON	BMW Compact	3000	F	13	56.617	3.344	80.836	56.829
6	86	Adam MORRISON	Mini Cooper S	1998	G	10	57.065	3.792	80.201	57.103
7	155	Adam KINDNESS	Mini Cooper S R53	1600	G	7	57.320	4.047	79.844	57.500
8	19	Harvey GILLANDERS	Honda EP3	2400	F	14	57.784	4.511	79.203	57.785
9	14	Michael IMRIE	Renault Clio 197	1998	G	14	58.663	5.390	78.016	58.993
10	37	David ROBB	Audi TT	2000	F	15	59.149	5.876	77.375	59.193
11	31	Natalie COWIE	Mini Cooper S R53	1600	G	14	59.509	6.236	76.907	59.624
12	3	Michael ANDERSON	Ford Focus	1600	F	11	59.645	6.372	76.732	59.692
13	21	Louise STRACHAN	Mini Cooper S	1600	G	9	1:04.467	11.194	70.993	1:04.601
14	26	James STRACHAN	Ford Fiesta	1600	G	9	1:05.435	12.162	69.942	1:05.763
15	129	Andrew HERRON	MG ZR 170	1800	J	13	1:06.003	12.730	69.340	1:06.615
16	99	Philip WEBSTER	BMW Mini Cooper S	1600	J	12	1:09.815	16.542	65.554	1:10.092

Clerk of the Course

Orbits

Sig : Time :

Chief Timekeeper : Ian Sharp (SMART Timing)

Results available at www.smart-timing.co.uk and www.speedhive.com

Printed: 01/06/2024 10:41:18

**RACE WITH RESPECT**



KMSC/SMRC Race meeting AC

KMSC Modsports Championship

Knockhill AC 1.271 miles

Qualifying 3

01/06/2024 10:20

Practice (15:00 Time) started at 10:23:48

Lap	Time of Day	Lap Tm	S1	S2	S3	S1Spd	SFSpd	Lap	Time of Day	Lap Tm	S1	S2	S3	S1Spd	SFSpd
(9) Ron CUMMING								9	10:34:05.528	1:03.160	20.865	22.888	19.407	68.5	115.1
1	10:25:12.788	1:06.889	23.236	22.661	20.992	92.8	30.0	10	10:35:03.986	58.458	16.909	21.573	19.976	94.9	115.9
2	10:26:07.991	55.203	15.914	20.126	19.163	112.6	129.6	(155) Adam KINDNESS							
3	10:27:03.926	55.935	15.514	20.369	20.052	114.7	131.3	1	10:25:35.351	1:15.785	23.524	26.696	25.565	82.2	31.0
4	10:27:57.534	53.608	15.289	20.242	18.077	115.3	131.8	2	10:26:34.940	59.589	18.422	21.849	19.318	94.0	97.0
5	10:28:51.433	53.899	15.636	19.900	18.363	114.5	131.8	3	10:27:33.876	58.936	17.019	22.192	19.725	96.4	116.7
6	10:29:44.706	53.273	14.873	20.682	17.718	115.7	134.5	4	10:28:31.196	57.520	16.980	21.083	19.257	95.5	115.7
(90) William PATERSON								5	10:29:35.449	1:04.253	17.836	26.060	20.357	87.3	115.9
1	10:25:18.596	1:10.810	23.760	25.098	21.952	93.6	31.5	6	10:30:32.949	57.500	17.149	21.047	19.304	94.7	116.1
2	10:26:17.429	58.833	17.371	22.331	19.131	104.4	116.9	7	10:31:57.947	1:24.998	23.831	31.835	29.332	48.4	105.5
3	10:27:16.263	58.834	16.581	21.907	20.346	107.0	127.6	(19) Harvey GILLANDERS							
4	10:28:13.690	57.427	16.472	22.181	18.774	107.0	125.4	1	10:25:19.845	1:09.037	22.385	24.904	21.748	87.6	33.6
5	10:29:09.460	55.770	15.860	21.282	18.628	109.5	128.1	2	10:26:19.360	59.515	17.407	22.381	19.727	96.4	114.7
6	10:30:07.995	58.535	17.070	22.554	18.911	107.5	129.3	3	10:27:18.507	59.147	17.137	22.222	19.788	92.6	121.1
7	10:31:02.797	54.802	15.924	20.804	18.074	109.3	128.6	4	10:28:17.029	58.522	17.024	21.877	19.621	97.1	122.0
8	10:31:58.514	55.717	16.117	21.382	18.218	109.1	129.3	5	10:29:18.503	1:01.474	17.228	23.200	21.046	96.6	121.6
9	10:32:53.871	55.357	15.841	20.924	18.592	108.6	130.6	6	10:30:16.287	57.784	16.791	21.638	19.355	100.6	119.8
10	10:33:50.772	56.901	15.501	21.850	19.550	109.5	129.6	7	10:31:14.072	57.785	16.845	21.522	19.418	100.0	121.6
11	10:34:46.889	56.117	16.152	21.081	18.884	108.9	130.8	8	10:32:12.386	58.314	16.953	21.756	19.605	99.6	121.8
12	10:35:41.751	54.862	15.930	20.700	18.232	108.2	130.3	9	10:33:10.805	58.419	16.987	22.166	19.266	99.6	122.5
13	10:36:36.249	54.498	15.504	20.912	18.082	109.1	130.6	10	10:34:19.014	1:08.209	17.153	31.554	19.502	84.8	123.4
14	10:37:31.635	55.386	16.177	20.937	18.272	106.5	119.0	11	10:35:17.597	58.583	16.736	22.236	19.611	99.6	122.0
15	10:38:26.780	55.145	15.597	20.941	18.607	109.5	130.3	12	10:36:15.742	58.145	16.764	21.809	19.572	100.3	122.0
16	10:39:21.866	55.086	15.895	21.078	18.113	109.7	125.9	13	10:37:22.944	1:07.202	19.290	28.133	19.779	69.4	122.2
(10) Mark THOMSON								14	10:38:21.635	58.691	17.269	21.834	19.588	99.0	121.4
1	10:25:13.171	1:19.598	27.254	29.601	22.743	70.1	25.1	(14) Michael IMRIE							
2	10:26:10.147	56.976	16.194	22.073	18.709	109.1	129.1	1	10:25:38.451	1:11.691	24.385	25.679	21.627	84.2	30.5
3	10:27:08.153	58.006	16.804	22.226	18.976	104.4	125.9	2	10:26:45.819	1:07.368	18.914	25.407	23.047	91.3	106.2
4	10:28:07.705	59.552	17.009	23.579	18.964	90.7	123.8	3	10:27:46.704	1:00.885	18.080	22.585	20.220	90.1	107.0
5	10:29:04.701	56.996	16.770	21.889	18.337	113.0	126.6	4	10:28:47.251	1:00.547	18.290	22.463	19.794	91.1	108.6
6	10:30:00.831	56.130	16.237	21.750	18.143	115.5	128.1	5	10:29:47.347	1:00.096	17.740	22.442	19.914	91.4	109.5
7	10:30:56.212	55.381	16.160	21.345	17.876	116.1	131.8	6	10:30:46.607	59.260	17.670	21.854	19.736	91.6	110.0
8	10:31:52.928	56.716	15.939	21.580	19.197	115.1	128.3	7	10:31:58.611	1:12.004	17.792	27.216	26.996	83.6	109.3
9	10:32:47.964	55.036	15.555	21.415	18.066	115.7	139.2	8	10:33:04.840	1:06.229	21.015	25.518	19.696	73.3	62.3
(179) Cameron BRYDON								9	10:34:04.562	59.722	18.201	21.902	19.619	87.4	110.2
1	10:25:53.320	1:22.582	27.723	30.953	23.906	81.6	31.2	10	10:35:03.555	58.993	17.647	21.510	19.836	91.1	110.2
2	10:27:06.157	1:12.837	22.524	30.166	20.147	64.5	92.7	11	10:36:17.390	1:13.835	21.595	29.299	22.941	58.0	110.2
3	10:28:10.109	1:03.952	19.551	24.988	19.413	97.1	108.2	12	10:37:34.422	1:17.032	23.400	30.268	23.364	67.9	70.3
4	10:29:07.866	57.757	17.105	21.564	19.088	99.0	127.3	13	10:38:33.085	58.663	17.515	21.575	19.573	91.8	109.5
5	10:30:05.029	57.163	17.119	21.353	18.691	104.0	116.9	14	10:39:43.587	1:10.502	18.400	31.008	21.094	67.9	110.4
6	10:31:01.918	56.889	16.948	21.164	18.777	104.4	126.1	(37) David ROBB							
7	10:34:11.100	3:09.182	18.148	24.069	2:26.965	93.9	126.1	1	10:25:34.249	1:11.208	22.822	24.735	23.651	92.2	31.5
8	10:35:13.555	1:02.455	21.504	21.791	19.160	102.9	34.2	2	10:26:34.025	59.776	17.479	22.306	19.991	96.0	108.2
9	10:36:10.693	57.138	16.904	21.634	18.600	103.7	126.9	3	10:27:34.112	1:00.087	17.386	22.405	20.296	95.6	114.9
10	10:37:07.213	56.520	16.822	20.937	18.761	101.7	126.1	4	10:28:33.613	59.501	17.676	21.937	19.888	96.0	105.2
(32) Shaun DAVIDSON								5	10:29:32.932	59.319	17.333	22.108	19.878	96.1	113.9
1	10:26:12.665	1:18.826	25.267	26.922	26.637	68.2	31.8	6	10:30:32.811	59.879	17.788	22.191	19.900	96.3	113.9
2	10:27:26.605	1:13.940	24.356	29.306	20.278	54.4	75.4	7	10:31:32.426	59.615	17.290	22.345	19.980	96.6	115.3
3	10:28:26.480	59.875	17.537	22.144	20.194	99.7	118.1	8	10:32:33.152	1:00.726	18.525	22.290	19.911	96.4	114.7
4	10:29:24.233	57.753	16.871	21.756	19.126	100.5	120.0	9	10:33:33.219	1:00.067	17.882	22.310	19.875	96.3	114.7
5	10:30:25.835	1:01.602	17.042	23.759	20.801	96.7	121.4	10	10:34:32.368	59.149	17.279	22.016	19.854	95.9	113.9
6	10:32:24.452	1:58.617	17.370	22.452	1:18.795	99.3	109.7	11	10:35:36.721	1:04.353	18.270	23.900	22.183	89.7	114.7
7	10:33:24.803	1:00.351	19.633	21.577	19.141	100.8	41.6	12	10:36:35.990	59.269	17.238	22.056	19.975	96.0	112.0
8	10:34:24.560	59.757	16.739	22.322	20.696	100.5	121.4	13	10:37:37.505	1:01.515	17.954	23.185	20.376	91.1	113.9
9	10:35:21.177	56.617	16.491	20.902	19.224	101.8	121.6	14	10:38:36.698	59.193	17.390	22.081	19.722	96.4	113.0
10	10:36:18.006	56.829	16.524	21.062	19.243	100.6	121.6	15	10:39:37.204	1:00.506	17.205	23.166	20.135	94.9	114.1
11	10:37:15.301	57.295	16.473	21.217	19.605	100.6	120.3	(31) Natalie COWIE							
12	10:38:12.238	56.937	16.674	20.998	19.265	100.3	119.8	1	10:25:25.544	1:11.932	21.987	27.404	22.541	88.1	35.2
13	10:39:23.820	1:11.582	16.432	24.048	31.102	100.9	121.6	2	10:26:30.259	1:04.715	18.578	25.122	21.015	94.1	107.7
(86) Adam MORRISON								3	10:27:32.329	1:02.070	17.867	23.464	20.739	94.9	112.4
1	10:26:09.701	1:13.770	24.019	27.248	22.503	66.0	36.4	4	10:28:35.588	1:03.259	19.765	23.353	20.141	70.5	109.3
2	10:27:09.386	59.685	17.145	22.688	19.852	94.1	110.6	5	10:29:36.922	1:01.334	17.613	23.120	20.601	95.3	113.9
3	10:28:13.746	1:04.360	19.261	25.577	19.522	70.8	115.9	6	10:31:41.923	2:05.001	17.423	22.597	1:24.981	96.3	113.4
4	10:29:11.338	57.592	16.700	21.377	19.515	95.7	114.1	7	10:32:47.981	1:06.058	21.524	24.143	20.391	88.3	34.7
5	10:30:08.756	57.418	17.004	21.110	19.304	96.0	116.1	8	10:33:48.452	1:00.471	17.397	22.540	20.534	95.1	113.7
6	10:31:05.821	57.065	16.855	20.963	19.247	95.5	117								

KMSC/SMRC Race meeting AC

KMSC Modsports Championship

Knockhill AC 1.271 miles

Qualifying 3

01/06/2024 10:20

Practice (15:00 Time) started at 10:23:48

Lap	Time of Day	Lap Tm	S1	S2	S3	S1Spd	SFSpd	Lap	Time of Day	Lap Tm	S1	S2	S3	S1Spd	SFSpd
13	10:38:47.773	59.509	17.416	22.079	20.014	94.7	114.7								
14	10:39:47.461	59.688	17.468	22.377	19.843	95.3	114.1								

(3) Michael ANDERSON

1	10:25:55.891	1:14.713	24.364	28.205	22.144	72.9	30.9
2	10:26:59.858	1:03.967	18.630	25.208	20.129	96.0	118.6
3	10:28:06.411	1:06.553	21.297	25.211	20.045	90.8	115.9
4	10:29:07.198	1:00.787	17.995	23.230	19.562	97.1	124.3
5	10:30:08.091	1:00.893	18.699	22.687	19.507	101.1	117.3
6	10:31:08.340	1:00.249	17.813	22.806	19.630	95.5	118.4
7	10:32:09.202	1:00.862	18.171	22.782	19.909	97.1	122.7
8	10:33:09.234	1:00.032	17.811	22.735	19.486	100.0	122.0
9	10:34:08.926	59.692	17.464	22.630	19.598	99.9	121.1
10	10:35:08.571	59.645	17.754	22.411	19.480	101.2	124.5
11	10:36:08.382	59.811	17.804	22.569	19.438	94.4	125.4

(21) Louise STRACHAN

1	10:25:56.702	1:17.662	25.605	28.057	24.000	77.1	29.4
2	10:27:05.138	1:08.436	19.638	25.894	22.904	85.1	98.5
3	10:28:13.952	1:08.814	19.366	25.845	23.603	83.7	103.4
4	10:29:19.653	1:05.701	18.839	24.298	22.564	84.0	102.9
5	10:30:27.001	1:07.348	19.642	25.356	22.350	75.1	102.5
6	10:31:31.924	1:04.923	18.642	24.392	21.889	85.1	105.0
7	10:32:40.222	1:08.298	19.697	25.689	22.912	83.7	106.0
8	10:33:44.823	1:04.601	19.440	23.574	21.587	86.6	104.4
9	10:34:49.290	1:04.467	18.995	23.546	21.926	87.0	102.6

(26) James STRACHAN

1	10:25:57.208	1:14.120	24.149	27.678	22.293	83.7	38.1
2	10:27:05.298	1:08.090	20.562	25.195	22.333	85.5	100.5
3	10:28:14.467	1:09.169	19.582	27.064	22.523	87.0	103.9
4	10:29:20.230	1:05.763	18.931	24.976	21.856	89.0	103.9
5	10:30:26.206	1:05.976	19.010	24.844	22.122	88.0	105.7
6	10:31:31.641	1:05.435	18.962	24.430	22.043	88.4	104.5
7	10:32:39.881	1:08.240	19.220	26.079	22.941	88.1	104.0
8	10:33:48.813	1:08.932	20.268	26.294	22.370	78.6	103.9
9	10:34:58.470	1:09.657	19.113	26.798	23.746	85.4	102.9

(129) Andrew HERRON

1	10:25:34.715	1:18.601	24.037	29.290	25.274	79.4	35.8
2	10:26:46.218	1:11.503	20.621	27.083	23.799	82.3	93.9
3	10:27:56.553	1:10.335	20.481	26.255	23.599	83.9	97.8
4	10:29:05.790	1:09.237	20.208	25.915	23.114	81.0	97.3
5	10:30:16.865	1:11.075	22.395	25.826	22.854	81.0	98.3
6	10:31:24.572	1:07.707	20.158	25.150	22.399	82.1	99.4
7	10:32:32.115	1:07.543	19.946	25.043	22.554	83.3	100.2
8	10:33:39.277	1:07.162	19.423	25.059	22.680	80.3	100.9
9	10:34:46.573	1:07.296	19.554	25.118	22.624	82.5	100.6
10	10:35:54.308	1:07.735	19.770	25.445	22.520	80.8	99.9
11	10:37:01.024	1:06.716	19.636	24.730	22.350	80.5	101.1
12	10:38:07.639	1:06.615	19.388	24.665	22.562	81.9	101.7
13	10:39:13.642	1:06.003	19.133	24.541	22.329	82.4	102.0

(99) Philip WEBSTER

1	10:26:06.436	1:19.388	26.225	27.433	25.730	70.3	33.0
2	10:27:18.482	1:12.046	21.423	26.472	24.151	73.1	88.0
3	10:28:30.031	1:11.549	20.762	26.519	24.268	74.5	88.1
4	10:29:42.370	1:12.339	21.158	26.911	24.270	70.0	88.5
5	10:30:55.394	1:13.024	22.177	26.542	24.305	73.1	87.8
6	10:32:05.925	1:10.531	20.951	25.777	23.803	73.8	86.9
7	10:33:17.436	1:11.511	21.160	26.464	23.887	70.1	88.8
8	10:34:28.388	1:10.952	20.216	25.826	24.910	74.0	87.6
9	10:35:38.203	1:09.815	20.260	25.420	24.135	73.5	87.7
10	10:36:48.883	1:10.680	20.231	26.511	23.938	73.7	88.1
11	10:37:59.211	1:10.328	20.529	26.005	23.794	74.3	87.4
12	10:39:09.303	1:10.092	20.380	25.999	23.713	74.6	88.4

Clerk of the Course

Orbits

Sig : Time :
 Chief Timekeeper : Ian Sharp (SMART Timing)
 Results available at www.smart-timing.co.uk and www.speedhive.com
 Printed: 01/06/2024 10:41:38





KMSC/SMRC Race meeting AC

KMSC Modsports Championship

Knockhill AC 1.271 miles

Race 3 - 1st Race

01/06/2024 12:20

Race (15:00 and 1 Laps)



1 x 1 Grid format

POLE POSITION


1	1 9 Ron CUMMING 53.273	2 90 William PATERSON 54.498
2	3 10 Mark THOMSON 55.036	4 179 Cameron BRYDON 56.520
3	5 32 Shaun DAVIDSON 56.617	6 86 Adam MORRISON 57.065
4	7 155 Adam KINDNESS 57.320	8 19 Harvey GILLANDERS 57.784
5	9 14 Michael IMRIE 58.663	10 37 David ROBB 59.149
6	11 31 Natalie COWIE 59.509	12 3 Michael ANDERSON 59.645
7	13 21 Louise STRACHAN 1:04.467	14 26 James STRACHAN 1:05.435
8	15 129 Andrew HERRON 1:06.003	16 99 Philip WEBSTER 1:09.815





KMSC/SMRC Race meeting AC

KMSC Modsports Championship	Knockhill AC 1.271 miles
Race 8 - 2nd Race	01/06/2024 15:40
Race (15:00 and 1 Laps)	



1 x 1 Grid format

POLE POSITION

1	1 9 Ron CUMMING 53.608	2	90 William PATERSON 54.802
2	3 10 Mark THOMSON 55.381	4	32 Shaun DAVIDSON 56.829
3	5 179 Cameron BRYDON 56.889	6	86 Adam MORRISON 57.103
4	7 155 Adam KINDNESS 57.500	8	19 Harvey GILLANDERS 57.785
5	9 14 Michael IMRIE 58.993	10	37 David ROBB 59.193
6	11 31 Natalie COWIE 59.624	12	3 Michael ANDERSON 59.692
7	13 21 Louise STRACHAN 1:04.601	14	26 James STRACHAN 1:05.763
8	15 129 Andrew HERRON 1:06.615	16	99 Philip WEBSTER 1:10.092



**KMSC/SMRC Race meeting AC****Sorted on best lap time**

DDMC Northern Sports and Saloons

Knockhill AC 1.271 miles

Qualifying 5

01/06/2024 10:40

Practice (15:00 Time) started at 10:42:23

Pos	No.	Name	Make/Model	CC	Class	Laps	Best Tm	Diff	Best Speed	2nd Best
1	2	Matty COBB	VW Beetle	2700	A1	13	52.735		86.786	53.288
2	100	Andy ROBINSON	Ford Falcon	5000	A1	7	55.425	2.690	82.574	56.055
3	12	Scott HUBEL	Peugeot 205 T16	2000	A2	14	55.964	3.229	81.779	56.070
4	54	Andrew MORRISON	Seat Cupra	1984T	A1	13	56.247	3.512	81.368	56.364
5	18	Damien McKAY	Westfield	999	A2	15	57.685	4.950	79.339	57.805
6	29	Justin COX	Caterham Sigmax	1600	E1	14	58.580	5.845	78.127	58.832
7	1	Stephen REECE	Lotus Elise S2 111R	1800	C	14	58.600	5.865	78.100	59.225
8	3	Chris HUNTLEY	Subaru Impreza WRX	2000	A1	15	58.619	5.884	78.075	58.645
9	14	Stevie McNAB	Honda Civic Type R	2400	B	14	58.859	6.124	77.757	59.054
10	89	Daniel KELL	Ford Sierra XR4x4	1993T	B	13	59.155	6.420	77.368	59.388
11	7	Alan McPHERSON	MK Indy RR	998	E2	8	59.785	7.050	76.552	1:00.269
12	78	Alex PRENTICE	VW Golf	1984T	B	14	1:00.619	7.884	75.499	1:00.822
13	57	Phil JORDAN	Honda Civic Type R	2000	C	14	1:00.724	7.989	75.369	1:01.021
14	96	Gareth WOOD	Honda Civic Type R	2000	C	14	1:00.776	8.041	75.304	1:00.823
15	101	Stewart MIDDLETON	Honda Civic Type R	1996	C	14	1:01.119	8.384	74.881	1:01.714
16	27	Chris SPARKS	Honda Civic Type R	1998	C	14	1:01.482	8.747	74.439	1:01.511
17	11	Madeline HUBEL	Peugeot 206	2000	C	13	1:01.658	8.923	74.227	1:01.967
18	85	Clive COOKSEY	Ford Fiesta	2000T	B	5	1:03.008	10.273	72.636	1:03.251
19	113	Luke WILLIAMSON	VW Golf	1984	C	13	1:03.385	10.650	72.204	1:03.805
20	33	Simon BAKER	Ford Fiesta XR2	1600	D	13	1:04.085	11.350	71.416	1:04.102
21	13	James McCANN	Mazda MX5	1600	M	14	1:04.307	11.572	71.169	1:04.336
22	9	Ian TOMLINSON	Mazda MX5	1600	M	13	1:04.938	12.203	70.478	1:04.996
23	199	Martin VERNON	Mazda MX5	1600	M	13	1:05.185	12.450	70.211	1:05.271
24	53	Stephen REED	Mazda MX5	1600	M	13	1:05.483	12.748	69.891	1:05.520
25	10	Paul LIGHTBURN	Mazda MX5	1600	M	12	1:09.782	17.047	65.585	1:09.847

Clerk of the Course

Orbits

Sig : Time :

Chief Timekeeper : Ian Sharp (SMART Timing)

Results available at www.smart-timing.co.uk and www.speedhive.com

Printed: 01/06/2024 11:00:14

**RACE
WITH
RESPECT**



KMSC/SMRC Race meeting AC

DDMC Northern Sports and Saloons

Knockhill AC 1.271 miles

Qualifying 5

01/06/2024 10:40

Practice (15:00 Time) started at 10:42:23

Lap	Time of Day	Lap Tm	S1	S2	S3	S1Spd	SFSpd	Lap	Time of Day	Lap Tm	S1	S2	S3	S1Spd	SFSpd
(2) Matty COBB								(1) Stephen REECE							
1	10:43:32.118	1:05.108	21.815	23.854	19.439	90.0	37.0	1	10:44:32.958	1:17.343	25.782	27.517	24.044	69.5	34.7
2	10:44:33.415	1:01.297	17.995	24.177	19.125	98.3	106.7	2	10:45:40.987	1:08.029	20.549	25.105	22.375	77.4	85.6
3	10:45:30.826	57.411	15.846	21.706	19.859	114.3	127.3	3	10:46:42.358	1:01.371	18.095	22.966	20.310	87.6	100.9
4	10:46:25.952	55.126	15.443	21.464	18.219	116.1	126.6	4	10:47:43.534	1:01.176	17.740	22.646	20.790	86.9	108.4
5	10:47:20.842	54.890	15.924	21.344	17.622	102.9	140.1	5	10:48:43.482	59.948	17.798	21.923	20.227	86.7	108.6
6	10:48:15.554	54.712	15.164	21.094	18.454	112.8	140.1	6	10:49:42.465	58.983	17.515	21.815	19.653	89.8	107.7
7	10:50:51.527	2:35.973	15.471	21.472	1:59.030	113.0	138.9	7	10:50:46.215	1:03.750	18.170	25.061	20.519	85.9	107.9
8	10:51:49.841	58.314	19.429	21.242	17.643	106.2	38.0	8	10:51:45.047	58.832	17.465	21.609	19.758	90.2	111.5
9	10:52:43.234	53.393	15.051	20.555	17.787	103.7	140.1	9	10:52:53.592	1:08.545	20.058	28.182	20.305	79.9	105.8
10	10:53:36.522	53.288	14.949	20.819	17.520	114.7	140.4	10	10:53:53.438	59.846	17.374	21.689	20.783	89.5	109.7
11	10:54:31.962	55.440	15.379	21.866	18.195	105.8	138.9	11	10:55:09.685	1:16.247	21.535	33.088	21.624	64.3	87.8
12	10:55:25.640	53.678	15.454	20.101	18.123	115.3	138.7	12	10:56:10.043	1:00.358	17.283	23.221	19.854	89.4	107.5
13	10:56:18.375	52.735	15.099	20.388	17.248	114.3	138.9	13	10:57:11.159	1:01.116	17.505	23.254	20.357	90.2	110.0
(100) Andy ROBINSON								(3) Chris HUNTLEY							
1	10:43:31.970	1:08.828	22.708	25.195	20.925	86.3	32.3	1	10:44:57.294	1:17.616	27.871	26.990	22.755	73.5	28.8
2	10:44:34.758	1:02.788	17.918	24.764	20.106	99.7	109.8	2	10:46:03.234	1:05.940	21.262	23.243	21.435	87.8	97.7
3	10:45:33.018	58.260	17.261	22.068	18.931	110.0	118.4	3	10:47:04.624	1:01.390	18.921	22.486	19.983	91.1	107.2
4	10:46:29.595	56.577	16.786	21.203	18.588	111.8	125.4	4	10:48:04.757	1:00.133	17.636	22.337	20.160	91.8	111.7
5	10:47:25.650	56.055	15.932	21.770	18.353	113.0	135.0	5	10:49:05.074	1:00.317	18.078	22.263	19.976	89.5	109.5
6	10:48:21.997	56.347	16.349	21.503	18.495	112.4	130.3	6	10:50:09.014	1:03.940	17.466	23.458	23.016	92.6	110.4
7	10:49:17.422	55.425	16.083	21.137	18.205	113.4	134.2	7	10:51:09.581	1:00.567	17.699	22.483	20.385	92.3	109.3
(12) Scott HUBEL								(5) Stevie McNAB							
1	10:44:04.621	1:13.055	23.542	27.124	22.389	69.5	36.6	1	10:43:59.868	1:14.943	24.750	27.385	22.808	76.4	34.9
2	10:45:06.081	1:01.460	17.437	23.490	20.533	100.8	111.1	2	10:45:07.317	1:07.449	19.187	26.153	22.109	73.8	113.9
3	10:46:04.220	58.139	17.196	21.416	19.527	99.9	117.9	3	10:46:10.652	1:03.335	18.175	24.258	20.902	93.2	108.8
4	10:47:01.249	57.029	16.328	21.796	18.905	103.1	120.9	4	10:47:13.076	1:02.424	17.538	24.091	20.795	96.7	125.4
5	10:47:57.213	55.964	16.060	21.237	18.667	103.1	121.4	5	10:48:15.123	1:02.047	17.483	23.933	20.631	92.3	125.0
6	10:48:55.183	57.970	16.534	21.452	19.984	102.0	121.6	6	10:49:17.336	1:02.213	17.927	23.767	20.519	91.7	117.9
7	10:49:51.910	56.727	16.520	21.542	18.665	102.5	117.7	7	10:50:18.706	1:01.370	17.360	23.586	20.424	99.3	114.3
8	10:50:49.640	57.730	16.746	21.493	19.491	102.3	122.5	8	10:51:20.892	1:02.186	17.316	25.098	19.772	88.5	119.8
9	10:51:45.710	56.070	16.521	21.036	18.513	101.8	117.9	9	10:52:21.124	1:00.232	17.246	23.093	19.893	97.4	122.5
10	10:52:43.002	57.292	16.288	21.824	19.180	102.6	122.5	10	10:53:20.845	59.721	17.143	23.010	19.568	94.8	124.7
11	10:53:39.686	56.684	16.430	21.114	19.140	103.2	118.4	11	10:54:20.052	59.207	16.896	22.850	19.461	96.7	119.2
12	10:55:32.210	1:52.524	16.720	22.765	1:13.039	100.9	119.6	12	10:55:18.671	58.619	16.786	22.579	19.254	99.4	125.0
13	10:56:31.257	59.047	18.593	21.471	18.983	99.9	54.6	13	10:56:17.316	58.645	16.788	22.544	19.313	100.8	125.7
14	10:57:27.949	56.692	16.540	21.213	18.939	100.9	119.4	14	10:57:16.759	59.443	17.426	22.918	19.099	90.0	119.4
(54) Andrew MORRISON								(14) Stevie McNAB							
1	10:43:55.510	1:13.192	23.641	27.100	22.451	86.4	29.5	1	10:43:44.048	1:14.000	24.051	26.973	22.976	74.9	39.1
2	10:44:58.616	1:03.106	18.571	24.044	20.491	98.8	103.1	2	10:44:48.798	1:04.750	19.076	25.112	20.562	92.1	102.5
3	10:46:01.471	1:02.855	18.041	23.549	21.265	104.0	113.0	3	10:45:49.721	1:00.923	17.745	22.959	20.219	97.3	115.3
4	10:46:59.948	58.477	17.194	22.019	19.264	105.5	119.8	4	10:46:54.162	1:04.441	18.147	25.816	20.478	83.7	116.5
5	10:47:56.195	56.247	16.407	21.103	18.737	107.2	127.3	5	10:47:55.944	1:01.782	17.691	24.075	20.016	95.3	116.5
6	10:48:54.480	58.285	16.911	21.371	20.003	106.5	122.2	6	10:49:39.212	1:43.268	19.371	27.484	56.413	87.6	111.1
7	10:49:50.844	56.364	16.269	21.242	18.853	108.2	126.4	7	10:50:45.456	1:06.244	21.867	23.585	20.792	93.9	38.5
8	10:50:56.733	1:05.889	19.339	25.601	20.949	84.5	123.4	8	10:51:44.568	59.112	17.430	22.084	19.598	98.0	118.8
9	10:51:58.746	1:02.013	18.225	23.376	20.412	98.3	102.8	9	10:52:52.584	1:08.016	19.333	27.266	21.417	69.8	118.8
10	10:52:59.393	1:00.647	18.000	23.353	19.294	95.9	106.2	10	10:53:51.638	59.054	17.335	22.321	19.398	97.3	116.5
11	10:53:58.096	58.703	16.894	22.897	18.912	98.8	120.7	11	10:54:57.439	1:05.801	20.111	25.700	19.990	69.5	116.7
12	10:54:59.898	1:01.802	17.560	23.778	20.464	85.9	127.3	12	10:55:56.298	58.359	17.099	22.327	19.433	97.8	117.3
13	10:56:07.832	1:07.934	20.452	27.487	19.995	73.8	102.5	13	10:57:01.528	1:05.230	18.893	26.763	19.574	74.9	118.1
(18) Damien McKAY								(89) Daniel KELL							
1	10:43:46.317	1:12.339	22.848	27.464	22.027	92.6	35.8	1	10:44:40.128	1:20.871	26.461	29.964	24.446	69.5	32.4
2	10:44:50.621	1:04.304	18.922	24.922	20.460	100.0	102.8	2	10:45:44.412	1:04.284	20.300	23.543	20.441	85.9	75.6
3	10:45:51.208	1:00.587	17.853	22.664	20.070	100.3	112.8	3	10:46:45.268	1:00.856	18.110	22.778	19.968	92.3	116.9
4	10:46:50.408	59.200	17.344	22.412	19.444	100.8	117.7	4	10:47:45.998	1:00.730	18.109	22.410	20.211	93.1	119.4
5	10:47:49.122	58.714	17.461	21.952	19.301	99.7	117.9	5	10:48:45.630	59.632	17.800	21.630	20.202	94.1	120.3
6	10:48:56.042	1:06.920	16.682	25.084	25.154	100.2	117.9	6	10:49:45.240	59.610	17.771	21.710	20.129	93.6	118.1
7	10:50:01.077	1:05.035	20.020	24.819	20.196	88.1	71.9	7	10:50:44.628	59.388	17.543	22.077	19.768	95.1	117.9
8	10:50:58.882	57.805	16.939	21.844	19.022	101.1	117.3	8	10:51:43.783	59.155	17.650	21.563	19.942	94.3	118.6
9	10:52:07.673	1:08.791	22.332	26.741	19.718	69.3	117.9	9	10:53:46.648	2:02.865	17.768	21.923	1:23.174	93.5	118.4
10	10:53:05.358	57.685	16.714	21.921	19.050	100.9	116.5								
11	10:54:03.937	58.579	17.120	21.718	19.741	100.3	117.3								
12	10:55:02.605	58.668	17.335	21.739	19.594	99.7	115.3								
13	10:56:01.399	58.794	17.746	21.979	19.069	99.9	119.0								
14	10:57:08.857	1:07.458	17.079	25.691	24.688	100.0	118.6								
15	10:58:21.359	1:12.502	21.164	31.070	20.268	72.9	102.8								
(29) Justin COX															

Clerk of the Course

Sig : Time :
Chief Timekeeper : Ian Sharp (SMART Timing)
Results available at www.smart-timing.co.uk and www.speedhive.com



KMSC/SMRC Race meeting AC

DDMC Northern Sports and Saloons

Knockhill AC 1.271 miles

Qualifying 5

01/06/2024 10:40

Practice (15:00 Time) started at 10:42:23

Lap	Time of Day	Lap Tm	S1	S2	S3	S1Spd	SFSpd	Lap	Time of Day	Lap Tm	S1	S2	S3	S1Spd	SFSpd
10	10:54:51.501	1:04.853	21.419	23.239	20.195	86.4	44.0	11	10:55:02.341	1:01.119	17.958	22.768	20.393	90.4	107.4
11	10:55:51.323	59.822	18.079	21.811	19.932	92.9	117.9	12	10:56:04.192	1:01.851	18.554	22.772	20.525	88.6	108.6
12	10:56:56.888	1:05.565	18.549	26.054	20.962	88.0	118.1	13	10:57:06.379	1:02.187	17.776	23.067	21.344	90.0	107.9
13	10:57:56.776	59.888	17.457	22.398	20.033	94.4	117.7	14	10:58:08.147	1:01.768	17.882	23.091	20.795	90.1	108.2

(7) Alan McPHERSON

1	10:44:16.957	1:14.142	24.776	26.684	22.682	83.6	31.1
2	10:45:21.889	1:04.932	19.412	24.652	20.868	94.7	98.7
3	10:46:24.456	1:02.567	18.459	23.688	20.420	95.1	103.6
4	10:47:28.683	1:04.227	19.264	24.795	20.168	95.3	106.0
5	10:48:29.859	1:01.176	18.241	22.829	20.106	95.6	109.5
6	10:49:31.042	1:01.183	18.049	23.091	20.043	97.1	109.7
7	10:50:31.311	1:00.269	17.800	22.553	19.916	97.4	110.6
8	10:51:31.096	59.785	17.636	22.500	19.649	98.0	107.7

(27) Chris SPARKS

1	10:44:38.256	1:16.037	24.361	27.375	24.301	73.9	37.8
2	10:45:42.081	1:03.825	19.099	23.806	20.920	90.6	99.1
3	10:46:44.505	1:02.424	18.326	23.406	20.692	91.8	110.0
4	10:47:46.052	1:01.547	17.973	23.070	20.504	92.8	112.8
5	10:48:47.695	1:01.643	18.375	22.877	20.391	92.6	108.6
6	10:49:49.560	1:01.865	18.139	23.200	20.526	92.8	113.2
7	10:50:52.019	1:02.459	18.320	23.307	20.832	92.6	110.4
8	10:51:53.684	1:01.665	17.871	23.220	20.574	93.1	112.2
9	10:52:55.195	1:01.511	18.034	23.032	20.445	92.9	111.8
10	10:53:56.677	1:01.482	18.003	23.029	20.450	92.1	113.2
11	10:54:59.048	1:02.371	18.525	23.314	20.532	90.9	112.2
12	10:56:01.008	1:01.960	18.161	23.041	20.758	92.9	113.0
13	10:57:03.435	1:02.427	18.612	23.169	20.646	93.1	110.2
14	10:58:05.154	1:01.719	18.264	22.935	20.520	92.8	112.2

(78) Alex PRENTICE

1	10:44:18.458	1:20.347	26.287	28.343	25.717	29.4	
2	10:45:30.882	1:12.424	21.774	26.733	23.917	83.6	
3	10:46:38.543	1:07.661	21.286	24.945	21.430	84.7	
4	10:47:43.933	1:05.390	18.638	24.304	22.448	103.7	
5	10:48:50.746	1:06.813	21.389	25.191	20.233	88.9	
6	10:49:54.621	1:03.775	17.966	25.798	20.111	110.9	
7	10:50:57.306	1:02.685	18.055	23.942	20.688	109.1	
8	10:52:00.316	1:03.010	19.582	23.443	19.985	99.4	
9	10:53:03.045	1:02.729	19.438	23.617	19.674	113.7	
10	10:54:03.867	1:00.822	17.672	22.910	20.240	118.1	
11	10:55:05.404	1:01.537	18.513	23.151	19.873	106.4	
12	10:56:08.950	1:03.546	17.664	25.418	20.464	115.7	
13	10:57:11.674	1:02.724	18.041	23.598	21.085	114.1	
14	10:58:12.293	1:00.619	18.184	22.674	19.761	102.5	

(11) Madeline HUBEL

1	10:44:53.715	1:17.661	24.684	29.897	23.080	76.1	35.3
2	10:46:00.272	1:06.557	19.193	25.892	21.472	88.5	102.6
3	10:47:04.242	1:03.970	18.498	24.711	20.761	89.4	109.3
4	10:48:08.559	1:04.317	19.082	24.309	20.926	87.8	110.6
5	10:49:11.485	1:02.926	18.132	24.217	20.577	91.1	111.7
6	10:50:20.727	1:09.242	18.399	25.407	25.436	91.3	111.8
7	10:51:23.641	1:02.914	18.331	24.044	20.539	91.7	110.2
8	10:52:28.216	1:04.575	18.566	24.926	21.083	90.2	109.7
9	10:53:30.791	1:02.575	18.305	23.714	20.556	90.0	108.1
10	10:54:32.933	1:02.142	18.205	23.470	20.467	90.6	110.0
11	10:55:38.301	1:05.368	19.448	25.297	20.623	85.7	111.5
12	10:56:40.268	1:01.967	18.155	23.482	20.330	91.4	110.4
13	10:57:41.926	1:01.658	18.182	23.204	20.272	90.6	111.5

(57) Phil JORDAN

1	10:44:22.888	1:16.960	25.626	28.085	23.249	68.7	32.4
2	10:45:32.967	1:10.079	20.453	26.118	23.508	84.3	97.0
3	10:46:39.650	1:06.683	19.939	25.264	21.480	89.8	99.6
4	10:47:43.406	1:03.756	18.639	24.167	20.950	90.2	109.1
5	10:48:47.172	1:03.766	18.555	23.138	22.073	88.2	102.3
6	10:49:49.100	1:01.928	18.018	23.087	20.823	92.3	108.9
7	10:50:53.632	1:04.532	19.939	23.567	21.026	90.1	107.0
8	10:51:55.742	1:02.110	18.263	23.181	20.666	89.5	109.1
9	10:52:57.186	1:01.444	18.085	22.952	20.407	93.6	111.5
10	10:53:58.207	1:01.021	18.117	22.828	20.076	93.1	112.2
11	10:55:00.817	1:02.610	18.376	23.680	20.554	88.2	112.8
12	10:56:12.496	1:11.679	20.706	29.253	21.720	76.8	109.5
13	10:57:13.220	1:00.724	17.847	22.677	20.200	93.2	111.1
14	10:58:14.340	1:01.120	18.006	22.829	20.285	93.6	113.5

(85) Clive COOKSEY

1	10:44:04.721	1:17.035	24.323	29.464	23.248	66.2	34.3
2	10:45:10.330	1:05.609	18.636	25.172	21.801	94.1	100.6
3	10:46:13.581	1:03.251	17.862	23.947	21.442	95.6	111.5
4	10:47:17.066	1:03.485	18.542	24.169	20.774	92.7	113.5
5	10:48:20.074	1:03.008	17.499	24.233	21.276	95.1	115.9

(96) Gareth WOOD

1	10:44:12.616	1:12.082	23.235	26.577	22.270	80.7	33.1
2	10:45:20.656	1:08.040	18.688	25.831	23.521	83.1	101.5
3	10:46:23.334	1:02.678	18.335	23.528	20.815	86.6	103.2
4	10:47:24.984	1:01.650	18.027	23.322	20.301	89.8	106.0
5	10:48:27.553	1:02.569	17.847	23.373	21.349	89.7	108.9
6	10:49:28.376	1:00.823	17.801	22.862	20.160	89.5	104.5
7	10:50:29.216	1:00.840	17.823	22.773	20.244	89.7	108.4
8	10:51:29.992	1:00.776	17.839	22.703	20.234	89.8	108.2
9	10:52:31.815	1:01.823	17.813	23.198	20.812	89.5	108.4
10	10:53:41.968	1:10.153	20.195	27.816	22.142	66.7	107.9
11	10:54:43.216	1:01.248	17.962	22.896	20.390	90.0	107.9
12	10:55:44.931	1:01.715	17.802	22.641	21.272	90.1	108.9
13	10:56:47.487	1:02.556	18.102	22.930	21.524	89.7	104.7
14	10:57:48.336	1:00.849	17.965	22.441	20.443	89.5	106.9

(113) Luke WILLIAMSON

1	10:44:31.471	1:19.221	26.136	28.097	24.988	76.3	27.4
2	10:45:39.296	1:07.825	21.094	24.499	22.232	82.6	93.3
3	10:46:44.271	1:04.975	19.171	24.228	21.576	82.6	98.4
4	10:47:49.815	1:05.544	20.485	23.362	21.697	82.6	90.4
5	10:48:56.638	1:06.823	18.972	23.367	24.484	83.5	102.5
6	10:50:06.442	1:09.804	21.602	24.714	23.488	83.2	80.5
7	10:51:09.827	1:03.385	19.297	22.733	21.355	88.3	98.3
8	10:52:14.064	1:04.237	19.147	23.319	21.771	83.1	102.3
9	10:53:18.104	1:04.040	19.087	23.470	21.483	83.1	101.5
10	10:54:23.408	1:05.304	19.071	24.524	21.709	81.1	100.9
11	10:55:27.213	1:03.805	19.112	23.270	21.423	81.1	101.7
12	10:56:31.101	1:03.888	19.308	23.183	21.397	81.4	101.8
13	10:57:34.989	1:03.888	19.224	23.156	21.508	81.4	100.6

(101) Stewart MIDDLETON

1	10:44:24.721	1:17.141	24.971	28.319	23.851	68.8	35.2
2	10:45:33.794	1:09.073	20.490	25.640	22.943	83.6	100.3
3	10:46:41.685	1:07.891	19.993	25.335	22.563	88.0	103.7
4	10:47:45.717	1:04.032	19.001	23.703	21.328	88.8	107.4
5	10:48:49.399	1:03.682	19.181	23.439	21.062	89.5	106.2
6	10:49:51.554	1:02.155	18.172	23.115	20.868	89.8	110.4
7	10:50:55.483	1:03.929	19.085	23.747	21.097	88.0	109.8
8	10:51:57.197	1:01.714	18.281	22.970	20.463	90.0	107.2
9	10:52:59.380	1:02.183	18.174	23.220	20.789	89.8	109.1
10	10:54:01.222	1:01.842	18.430	22.757	20.655	89.5	109.3

(33) Simon BAKER

1	10:44:44.003	1:18.560	26.160	27.455	24.945	71.5	30.1
2	10:45:54.130	1:10.127</					



KMSC/SMRC Race meeting AC

DDMC Northern Sports and Saloons

Knockhill AC 1.271 miles

Qualifying 5

01/06/2024 10:40

Practice (15:00 Time) started at 10:42:23

Lap	Time of Day	Lap Tm	S1	S2	S3	S1Spd	SFSpd	Lap	Time of Day	Lap Tm	S1	S2	S3	S1Spd	SFSpd
1	10:44:07.035	1:14.528	24.719	25.847	23.962	73.2	33.0								
2	10:45:21.510	1:14.475	19.301	30.036	25.138	80.4	94.9								
3	10:46:29.684	1:08.174	20.405	25.332	22.437	81.1	88.9								
4	10:47:35.816	1:06.132	18.998	24.414	22.720	80.3	96.4								
5	10:48:41.661	1:05.845	19.321	24.042	22.482	78.7	96.7								
6	10:49:46.338	1:04.677	18.902	23.995	21.780	79.6	96.3								
7	10:50:51.628	1:05.290	18.822	23.781	22.687	79.7	98.0								
8	10:51:55.964	1:04.336	19.282	23.243	21.811	81.1	96.8								
9	10:53:02.859	1:06.895	19.428	25.286	22.181	79.4	98.0								
10	10:54:07.243	1:04.384	19.357	23.275	21.752	80.2	97.5								
11	10:55:12.079	1:04.836	18.828	23.700	22.308	79.5	97.8								
12	10:56:16.386	1:04.307	18.771	23.339	22.197	80.1	96.6								
13	10:57:21.298	1:04.912	19.203	23.503	22.206	80.5	97.3								
14	10:58:26.032	1:04.734	19.084	23.535	22.115	79.5	96.6								

(9) Ian TOMLINSON

1	10:44:43.609	1:16.380	26.224	26.218	23.938	79.3	35.8
2	10:45:50.717	1:07.108	19.721	24.805	22.582	81.0	94.9
3	10:46:57.361	1:06.644	20.357	24.300	21.987		94.0
4	10:48:03.025	1:05.664	19.381	24.103	22.180		99.9
5	10:49:08.683	1:05.658	19.573	24.044	22.041		98.4
6	10:50:15.271	1:06.588	20.131	24.204	22.253		98.5
7	10:51:21.765	1:06.494	19.548	24.511	22.435		99.0
8	10:52:31.851	1:10.086	19.289	28.467	22.330		98.7
9	10:53:37.835	1:05.984	19.404	24.477	22.103		97.1
10	10:54:43.429	1:05.594	19.664	23.865	22.065		98.0
11	10:55:48.425	1:04.996	19.178	23.645	22.173	81.3	97.4
12	10:56:53.363	1:04.938	18.934	23.890	22.114		97.8
13	10:58:00.464	1:07.101	19.240	25.950	21.911		97.7

(199) Martin VERNON

1	10:44:44.045	1:15.219	25.261	26.316	23.642	78.0	35.4
2	10:45:51.624	1:07.579	19.968	24.832	22.779	78.8	95.1
3	10:46:58.166	1:06.542	19.836	24.533	22.173	81.5	99.0
4	10:48:03.747	1:05.581	19.621	23.901	22.059	79.9	100.3
5	10:49:09.132	1:05.385	19.305	24.157	21.923	79.6	100.0
6	10:50:15.573	1:06.441	19.958	24.495	21.988	79.0	101.7
7	10:51:21.955	1:06.382	20.058	24.417	21.907	78.6	97.8
8	10:52:27.560	1:05.605	19.575	23.790	22.240	80.5	97.5
9	10:53:33.167	1:05.607	19.452	23.998	22.157	79.1	98.8
10	10:54:38.352	1:05.185	19.371	23.631	22.183	79.7	99.0
11	10:55:43.726	1:05.374	19.441	23.600	22.333	78.8	100.2
12	10:56:49.469	1:05.743	19.437	24.223	22.083	79.5	98.4
13	10:57:54.740	1:05.271	19.496	23.634	22.141	78.9	99.7

(53) Stephen REED

1	10:44:32.284	1:18.705	25.683	28.304	24.718	70.5	31.0
2	10:45:41.184	1:08.900	20.829	24.997	23.074	79.2	91.9
3	10:46:49.118	1:07.934	20.446	24.899	22.589	79.5	94.8
4	10:47:54.601	1:05.483	19.375	23.725	22.383	80.3	97.1
5	10:49:01.446	1:06.845	19.903	24.013	22.929	79.7	96.4
6	10:50:10.807	1:09.361	19.462	24.484	25.415	79.9	96.0
7	10:51:17.902	1:07.095	20.367	24.073	22.655	72.6	94.3
8	10:52:24.795	1:06.893	19.579	24.820	22.494	80.1	95.7
9	10:53:31.306	1:06.511	19.737	23.987	22.787	79.7	96.4
10	10:54:38.073	1:06.767	19.496	24.450	22.821	79.3	95.1
11	10:55:45.110	1:07.037	20.119	24.168	22.750	77.2	94.4
12	10:56:50.844	1:05.734	19.477	23.877	22.380	80.2	96.6
13	10:57:56.364	1:05.520	19.617	23.613	22.290	79.5	97.0

(10) Paul LIGHTBURN

1	10:44:49.648	1:18.126	25.860	27.708	24.558	71.5	33.8
2	10:46:03.338	1:13.690	22.288	27.523	23.879	74.4	90.3
3	10:47:16.283	1:12.945	22.027	26.201	24.717	74.0	83.5
4	10:48:28.167	1:11.884	21.281	25.920	24.683	74.3	91.7
5	10:49:40.755	1:12.588	22.231	26.581	23.776	77.4	92.8
6	10:50:56.514	1:15.759	21.307	26.480	27.972	73.6	92.7
7	10:52:08.104	1:11.590	21.500	26.108	23.982	75.7	88.2
8	10:53:18.557	1:10.453	21.264	25.870	23.319	75.4	88.9
9	10:54:28.339	1:09.782	20.567	25.747	23.468	76.5	92.6
10	10:55:38.428	1:10.089	20.629	26.166	23.294	74.2	92.8
11	10:56:48.275	1:09.847	21.048	25.386	23.413	74.2	92.1
12	10:58:02.464	1:14.189	23.288	27.346	23.555	72.8	90.4

Clerk of the Course

Orbits

Sig : Time :
 Chief Timekeeper : Ian Sharp (SMART Timing)
 Results available at www.smart-timing.co.uk and www.speedhive.com





KMSC/SMRC Race meeting AC

DDMC Northern Sports and Saloons

Knockhill AC 1.271 miles

Race 7

01/06/2024 15:10

Race (15:00 and 1 Laps)



POLE POSITION

1	1 2 Matty COBB 52.735	2 100 Andy ROBINSON 55.425
2	3 12 Scott HUBEL 55.964	4 54 Andrew MORRISON 56.247
3	5 18 Damien McKAY 57.685	6 29 Justin COX 58.580
4	7 1 Stephen REECE 58.600	8 3 Chris HUNTLEY 58.619
5	9 14 Stevie McNAB 58.859	10 89 Daniel KELL 59.155
6	11 7 Alan McPHERSON 59.785	12 78 Alex PRENTICE 1:00.619
7	13 57 Phil JORDAN 1:00.724	14 96 Gareth WOOD 1:00.776
8	15 101 Stewart MIDDLETON 1:01.119	16 27 Chris SPARKS 1:01.482
9	17 11 Madeline HUBEL 1:01.658	18 85 Clive COOKSEY 1:03.008
10	19 113 Luke WILLIAMSON 1:03.385	20 33 Simon BAKER 1:04.085

Clerk of the Course

Orbits

Sig : Time :
Chief Timekeeper : Ian Sharp (SMART Timing)
Results available at www.smart-timing.co.uk and www.speedhive.com





KMSC/SMRC Race meeting AC

<p>DDMC Northern Sports and Saloons</p> <p>Race 7</p> <p>Race (15:00 and 1 Laps)</p>	<p>Knockhill AC 1.271 miles</p> <p>01/06/2024 15:10</p>
---	---



11

<p>21</p> <p>13 James McCANN</p> <p>1:04.307</p>
--

<p>22</p> <p>9 Ian TOMLINSON</p> <p>1:04.938</p>
--

12

<p>23</p> <p>199 Martin VERNON</p> <p>1:05.185</p>
--

<p>24</p> <p>53 Stephen REED</p> <p>1:05.483</p>
--

13

<p>25</p> <p>10 Paul LIGHTBURN</p> <p>1:09.782</p>
--



**KMSC/SMRC Race meeting AC****Sorted on best lap time**

Super Lap Scotland

Knockhill AC 1.271 miles

Practice

01/06/2024 11:05

Practice (20:00 Time) started at 11:07:06

Pos	No.	Name	Make/Model	CC	Class	Laps	Best Tm	Diff	Best Speed	2nd Best
1	48	Rab JOBSON	Audi S3	2000	E	9	58.160		78.691	58.303
2	9	Steven ARKLEY	Westfield Megabusa	1440	B	10	59.294	1.134	77.186	59.382
3	33	Brian VERBARG	Honda EP3	2000	D	3	1:02.854	4.694	72.814	1:04.928
4	23	Andrew COWIE	Subaru Impreza	2100	E	3	1:03.691	5.531	71.858	1:04.909
5	5	Alex MILNE	Renault Megane R26	1995	E	4	1:03.861	5.701	71.666	1:04.795
6	17	Marc THOMSON	Mini Cooper S R53	1600S	F	15	1:04.058	5.898	71.446	1:04.179
7	29	Carl WALKER	Renault Clio 172	2000	F	14	1:04.862	6.702	70.560	1:05.171
8	56	Andrew FAHEY	Renault Megane	2000	F	17	1:05.713	7.553	69.646	1:05.775
9	6	Martin HUTTON	Peugeot 106	1124	G	7	1:07.155	8.995	68.151	1:07.419

Clerk of the Course

Orbits

Sig : Time :

Chief Timekeeper : Ian Sharp (SMART Timing)

Results available at www.smart-timing.co.uk and www.speedhive.com

Printed: 01/06/2024 11:29:34

**RACE WITH RESPECT**



KMSC/SMRC Race meeting AC

Super Lap Scotland

Knockhill AC 1.271 miles

Practice

01/06/2024 11:05

Practice (20:00 Time) started at 11:07:06

Lap	Time of Day	Lap Tm	S1	S2	S3	S1Spd	SFSpd	Lap	Time of Day	Lap Tm	S1	S2	S3	S1Spd	SFSpd
(48) Rab JOBSON															
1	11:08:22.125	1:13.505	23.389	29.974	20.142	56.7	33.6	1	11:08:32.968	1:17.944	25.257	28.402	24.285	73.2	35.0
2	11:09:20.549	58.424	17.064	21.802	19.558	93.3	116.3	2	11:09:38.967	1:05.999	18.889	25.321	21.789	84.2	102.5
3	11:10:18.852	58.303	17.207	21.489	19.607	93.2	116.1	3	11:10:45.245	1:06.278	19.102	25.445	21.731	85.2	105.8
4	11:11:17.434	58.582	17.179	21.803	19.600	93.1	115.1	4	11:11:53.383	1:08.138	19.310	26.135	22.693	85.6	106.5
5	11:12:43.374	1:25.940	21.669	30.799	33.472	73.4	111.7	5	11:13:11.476	1:18.093	22.607	27.453	28.033	75.7	104.4
6	11:13:53.821	1:10.447	23.348	27.192	19.907	73.7	62.7	6	11:14:31.022	1:19.546	28.667	28.392	22.487	63.2	71.5
7	11:14:51.981	58.160	17.155	21.596	19.409	92.2	116.3	7	11:15:38.634	1:07.612	19.303	25.692	22.617	86.1	105.7
8	11:15:50.659	58.678	17.436	21.620	19.622	92.1	115.5	8	11:16:45.693	1:07.059	19.277	25.593	22.189	86.5	105.5
9	11:17:17.989	1:27.330	20.925	31.884	34.521	70.4	114.3	9	11:17:53.180	1:07.487	19.222	25.648	22.617	85.8	104.9
(9) Steven ARKLEY															
1	11:08:48.038	1:16.322	26.299	28.627	21.396	77.2	29.9	10	11:18:59.368	1:06.188	19.151	25.160	21.877	87.0	105.5
2	11:09:48.818	1:00.780	17.401	23.239	20.140	97.7	117.1	11	11:20:22.794	1:23.426	22.775	32.206	28.445	67.4	103.7
3	11:10:59.086	1:10.268	21.847	26.760	21.661	85.4	111.8	12	11:21:38.696	1:15.902	23.025	29.876	23.001	72.1	72.8
4	11:12:06.226	1:07.140	20.927	25.451	20.762	85.3	119.6	13	11:22:44.471	1:05.775	19.149	25.004	21.622	85.9	105.3
5	11:13:07.154	1:00.928	17.238	23.052	20.638	102.3	118.8	14	11:23:50.838	1:06.367	19.242	25.117	22.008	86.6	105.8
6	11:14:06.576	59.422	16.691	22.938	19.793	105.2	121.1	15	11:24:56.844	1:06.006	18.873	24.839	22.294	86.8	105.0
7	11:15:06.849	1:00.273	17.464	22.889	19.920	103.1	118.6	16	11:26:02.676	1:05.832	19.035	24.868	21.929	86.6	105.3
8	11:16:06.231	59.382	17.060	22.768	19.554	103.2	120.3	17	11:27:08.389	1:05.713	19.110	24.750	21.853	86.4	105.7
9	11:17:05.690	59.459	17.155	22.849	19.455	105.3	121.1	(6) Martin HUTTON							
10	11:18:04.984	59.294	16.852	22.772	19.670	103.9	121.8	1	11:08:41.087	1:22.751	27.556	28.605	26.590	65.3	29.0
(33) Brian VERBARG															
1	11:08:51.603	1:17.874	25.892	30.040	21.942	75.0	32.4	2	11:09:59.448	1:18.361	25.190	27.553	25.618	65.8	67.6
2	11:09:56.531	1:04.928	18.185	26.066	20.677	101.5	119.0	3	11:11:09.437	1:09.989	22.093	25.414	22.482	79.0	70.0
3	11:10:59.385	1:02.854	18.240	23.926	20.688	98.3	123.1	4	11:12:17.703	1:08.266	20.908	24.553	22.805	78.0	96.6
(23) Andrew COWIE															
1	11:08:54.943	1:19.259	26.786	28.227	24.246	63.2	29.6	5	11:13:24.858	1:07.155	19.880	24.627	22.648	80.2	96.8
2	11:09:59.852	1:04.909	19.074	24.129	21.706	92.4	102.5	6	11:14:32.839	1:07.981	20.038	24.618	23.325	80.7	97.1
3	11:11:03.543	1:03.691	18.720	24.234	20.737	93.9	108.6	7	11:15:40.258	1:07.419	20.041	24.525	22.853	80.7	97.3
(5) Alex MILNE															
1	11:08:25.088	1:13.376	23.165	28.117	22.094	83.1	36.9								
2	11:09:30.873	1:05.785	19.190	24.723	21.872	87.3	105.0								
3	11:10:35.668	1:04.795	19.216	24.058	21.521	88.5	107.9								
4	11:11:39.529	1:03.861	18.389	24.164	21.308	88.5	108.6								
(17) Marc THOMSON															
1	11:08:39.387	1:15.433	25.315	27.178	22.940	79.0	28.0								
2	11:09:45.567	1:06.180	19.504	24.490	22.186	82.1	94.9								
3	11:10:50.411	1:04.844	19.184	24.197	21.463	81.3	102.1								
4	11:11:55.313	1:04.902	19.076	23.847	21.979	81.7	103.6								
5	11:13:00.392	1:05.079	19.485	23.919	21.675	82.7	103.6								
6	11:14:04.571	1:04.179	19.006	23.752	21.421	84.4	103.2								
7	11:15:11.518	1:06.947	19.392	25.649	21.906	73.7	103.9								
8	11:16:16.174	1:04.656	19.107	23.549	22.000	83.5	103.6								
9	11:17:21.134	1:04.960	19.268	23.638	22.054	84.5	102.8								
10	11:18:42.880	1:21.746	22.468	30.142	29.136	54.6	93.5								
11	11:19:57.004	1:14.124	24.630	27.943	21.551	50.1	54.3								
12	11:21:01.494	1:04.490	19.060	23.673	21.757	84.9	103.2								
13	11:22:05.552	1:04.058	18.865	23.483	21.710	84.0	102.5								
14	11:23:13.962	1:08.410	19.435	25.557	23.418	79.6	102.3								
15	11:24:18.383	1:04.421	19.013	23.569	21.839	85.3	101.8								
(29) Carl WALKER															
1	11:08:41.439	1:20.459	29.398	27.843	23.218	69.7	28.4								
2	11:09:47.709	1:06.270	19.735	24.343	22.192	81.9	99.7								
3	11:11:03.612	1:15.903	24.425	28.849	22.629	69.7	102.3								
4	11:12:13.791	1:10.179	20.859	26.260	23.060	80.0	101.2								
5	11:13:19.095	1:05.304	19.530	23.992	21.782	83.3	99.6								
6	11:14:25.276	1:06.181	19.591	24.203	22.387	80.8	102.1								
7	11:15:30.950	1:05.674	19.194	24.026	22.454	83.1	102.0								
8	11:16:36.837	1:05.887	19.399	24.269	22.219	81.7	101.5								
9	11:17:42.492	1:05.655	19.354	24.031	22.270	82.0	101.7								
10	11:18:47.663	1:05.171	19.424	23.955	21.792	81.3	101.2								
11	11:20:04.782	1:17.119	25.511	27.907	23.701	59.0	102.5								
12	11:21:11.081	1:06.299	19.223	24.320	22.756	82.2	101.2								
13	11:22:17.400	1:06.319	19.909	24.293	22.117	83.4	100.0								
14	11:23:22.262	1:04.862	19.294	23.618	21.950	82.5	100.5								
(56) Andrew FAHEY															

Clerk of the Course

Orbits

Sig : Time :
 Chief Timekeeper : Ian Sharp (SMART Timing)
 Results available at www.smart-timing.co.uk and www.speedhive.com
 Printed: 01/06/2024 11:29:56



motor sport UK

RACE WITH RESPECT

**KMSC/SMRC Race meeting AC****Sorted on Laps**

Scottish Legends Championship

Knockhill AC 1.271 miles

Race 1 - Heat 1

01/06/2024 11:35

Race (8 Laps) started at 11:35:21

Pos	No.	Name	Make/Model	CC	Class	Laps	Total Tm	Diff	Best Tm	In Lap	2nd Best
1	52	Stewart BLACK	Legend Coupe	1250	L	8	7:55.010		58.360	2	58.403
2	8	Steve WHITELEGG	Legend Coupe	1250	L T	8	7:57.925	2.915	58.271	5	58.443
3	85	Mark BEATY	Legend Coupe	1250	L	8	7:58.006	2.996	58.628	7	58.877
4	77	Michael WEDDELL	Legend Coupe	1250	L R	8	7:58.071	3.061	58.320	5	58.734
5	24	Matthew PAPE	Legend Coupe	1250	L	8	7:59.860	4.850	58.529	5	58.541
6	10	Ross HODGSON	Legend Coupe	1300	L R	8	8:02.172	7.162	58.469	8	58.601
7	28	David ALLAN	Legend Coupe	890	L	8	8:06.061	11.051	59.216	5	59.510
8	26	Scott HYNDS	Legend Coupe	1250	L	8	8:06.512	11.502	58.991	8	59.072
9	86	Jon CRITCHLOW	Legend Sedan	1250	L	8	8:11.046	16.036	59.329	4	59.468
10	9	Colin ATKINSON	Legend Coupe	899	L	8	8:15.704	20.694	1:00.217	7	1:00.437
11	95	Maxim POPELYUSHKO	Legend Coupe	850	L	8	8:15.867	20.857	59.375	4	59.617
12	27	Grant HUNTER	Legend Coupe	890	L R	8	8:15.984	20.974	1:00.209	6	1:00.687
13	43	Jonty NORMAN	Legend Sedan	1250	L	8	8:16.305	21.295	1:00.514	7	1:00.626
14	46	Brent BOWIE	Legend Coupe	1250	L	8	8:16.665	21.655	1:00.059	3	1:00.290
15	35	Neil SHENTON	Legend Coupe	1250	L	8	8:17.099	22.089	1:00.059	3	1:00.226
16	30	Mark FRENCH	Legend Coupe	1250	L	8	8:26.609	31.599	1:00.489	7	1:01.268
17	6	Gary ATKINSON	Legend Sedan-Van	899	L R	8	8:30.295	35.285	1:01.865	8	1:01.902
18	55	Stuart McANDREW	Legend Coupe	1250	L	8	8:30.367	35.357	1:00.242	3	1:00.659
19	333	Bill READ	Legend Coupe	890	L	8	8:32.214	37.204	1:00.222	8	1:00.275
20	53	Stuart ROBERTSON	Legend Coupe	850	L	8	8:40.183	45.173	1:02.997	5	1:03.185
21	66	Alastair CALDERWOOD	Legend Sedan	1250	L	8	8:50.547	55.537	1:04.202	4	1:04.893
Not classified (80% = 6 Laps)											
	37	Ivor GREENWOOD	Legend Coupe	1250	L	5	7:57.928	3 Laps	1:00.761	4	1:00.786

Margin of Victory	Avg. Speed	Best Lap Tm	Best Speed	Best Lap by
2.915	77.079	58.271	78.541	8 - Steve WHITELEGG

Clerk of the Course

Orbits

Sig : Time :
 Chief Timekeeper : Ian Sharp (SMART Timing)
 Results available at www.smart-timing.co.uk and www.speedhive.com

motor
sport
UK**RACE
WITH
RESPECT**



KMSC/SMRC Race meeting AC

Scottish Legends Championship

Knockhill AC 1.271 miles

Race 1 - Heat 1

01/06/2024 11:35

Race (8 Laps) started at 11:35:21

Lap	Time of Day	Lap Tm	S1	S2	S3	S1Spd	SFSpd	Lap	Time of Day	Lap Tm	S1	S2	S3	S1Spd	SFSpd
(52) Stewart BLACK															
1	11:36:26.432	59.992	18.207	21.950	19.835	95.3	90.1	3	11:38:31.424	1:00.166	17.637	22.446	20.083	88.8	113.4
2	11:37:24.792	58.360	17.181	21.296	19.883	96.6	111.3	4	11:39:30.870	59.446	17.266	22.041	20.139	94.9	110.4
3	11:38:23.328	58.536	17.302	21.510	19.724	92.7	107.2	5	11:40:30.334	59.464	17.503	21.965	19.996	93.5	110.9
4	11:39:21.731	58.403	17.094	21.540	19.769	93.3	107.2	6	11:41:30.279	59.945	17.208	22.030	20.707	93.5	112.4
5	11:40:20.288	58.557	17.068	21.471	20.018	92.9	107.9	7	11:42:29.351	59.072	17.216	21.914	19.942	93.5	107.9
6	11:41:18.931	58.643	17.134	21.616	19.893	92.3	107.7	8	11:43:28.342	58.991	17.187	21.894	19.910	93.9	108.8
7	11:42:17.746	58.815	17.327	21.528	19.960	93.3	108.4	(86) Jon CRITCHLOW							
8	11:43:16.840	59.094	17.156	21.908	20.030	92.9	106.9	1	11:36:33.451	1:04.488	18.924	24.453	21.111	96.1	96.6
(8) Steve WHITELEGG															
1	11:36:27.915	1:00.664	18.323	22.061	20.280	95.5	94.5	2	11:37:33.413	59.962	17.999	21.635	20.328	93.9	107.7
2	11:37:26.389	58.474	17.152	21.476	19.846	94.7	107.4	3	11:38:33.662	1:00.249	17.456	22.420	20.373	94.0	110.6
3	11:38:25.788	59.399	17.129	22.136	20.134	95.3	112.6	4	11:39:32.991	59.329	17.687	21.741	19.901	93.6	110.9
4	11:39:24.231	58.443	17.167	21.309	19.967	93.7	107.4	5	11:40:33.488	1:00.497	18.208	22.213	20.076	93.2	109.3
5	11:40:22.502	58.271	17.196	21.290	19.785	93.9	108.8	6	11:41:32.956	59.468	17.620	21.990	19.858	93.2	108.1
6	11:41:21.156	58.654	16.985	21.495	20.174	92.9	110.6	7	11:42:32.791	59.835	17.794	22.065	19.976	92.6	108.1
7	11:42:20.378	59.222	17.245	21.904	20.073	92.8	106.9	8	11:43:32.876	1:00.085	17.634	21.819	20.632	92.9	106.9
8	11:43:19.755	59.377	17.283	21.798	20.296	93.5	107.2	(9) Colin ATKINSON							
(85) Mark BEATY															
1	11:36:26.022	1:00.241	18.224	21.753	20.264	92.7	85.5	1	11:36:32.169	1:06.207	19.138	22.208	24.861	94.0	83.5
2	11:37:25.540	59.518	17.537	21.824	20.157	93.3	105.2	2	11:37:33.324	1:01.155	17.909	22.414	20.832	93.9	96.8
3	11:38:24.700	59.160	17.378	21.609	20.173	93.5	106.9	3	11:38:34.365	1:01.041	17.786	22.805	20.450	94.7	109.3
4	11:39:23.589	58.889	17.309	21.511	20.069	93.2	106.9	4	11:39:34.907	1:00.542	17.886	22.436	20.220	94.7	110.6
5	11:40:22.466	58.877	17.246	21.632	19.999	92.7	107.4	5	11:40:35.649	1:00.742	17.533	22.659	20.550	95.2	110.9
6	11:41:21.761	59.295	17.483	21.709	20.103	94.9	107.2	6	11:41:36.086	1:00.437	17.680	22.535	20.222	94.9	111.7
7	11:42:20.389	58.628	17.264	21.568	19.796	93.7	109.5	7	11:42:36.303	1:00.217	17.698	22.335	20.184	94.7	112.0
8	11:43:19.836	59.447	17.330	21.968	20.149	92.6	109.8	8	11:43:37.534	1:01.231	17.524	22.615	21.092	93.7	113.0
(95) Maxim POPELYUSHKO															
1	11:36:29.391	1:02.804	19.203	23.076	20.525	94.3	88.4	1	11:36:29.391	1:02.804	19.203	23.076	20.525	94.3	88.4
2	11:37:29.842	1:00.451	17.548	22.607	20.296	95.2	110.4	2	11:37:29.842	1:00.451	17.548	22.607	20.296	95.2	110.4
3	11:38:30.962	1:01.120	18.866	22.162	20.092	90.4	113.4	3	11:38:30.962	1:01.120	18.866	22.162	20.092	90.4	113.4
4	11:39:30.337	59.375	17.411	21.913	20.051	93.7	108.4	4	11:39:30.337	59.375	17.411	21.913	20.051	93.7	108.4
5	11:40:30.279	59.942	17.325	22.280	20.337	93.3	108.2	5	11:40:30.279	59.942	17.325	22.280	20.337	93.3	108.2
6	11:41:30.538	1:00.259	17.615	22.042	20.602	93.3	107.9	6	11:41:30.538	1:00.259	17.615	22.042	20.602	93.3	107.9
7	11:42:30.155	59.617	17.309	22.074	20.234	93.6	109.7	7	11:42:30.155	59.617	17.309	22.074	20.234	93.6	109.7
8	11:43:37.697	1:07.542	17.416	21.903	28.223	93.1	108.8	8	11:43:37.697	1:07.542	17.416	21.903	28.223	93.1	108.8
(27) Grant HUNTER															
1	11:36:29.472	1:02.068	18.962	22.783	20.323	96.0	92.8	1	11:36:29.472	1:02.068	18.962	22.783	20.323	96.0	92.8
2	11:37:31.048	1:01.576	17.905	22.804	20.867	95.7	111.8	2	11:37:31.048	1:01.576	17.905	22.804	20.867	95.7	111.8
3	11:38:32.060	1:01.012	18.742	22.287	19.983	93.3	110.7	3	11:38:32.060	1:01.012	18.742	22.287	19.983	93.3	110.7
4	11:39:32.747	1:00.687	17.788	21.971	20.928	94.9	110.4	4	11:39:32.747	1:00.687	17.788	21.971	20.928	94.9	110.4
5	11:40:33.781	1:01.034	18.102	22.323	20.609	94.4	109.1	5	11:40:33.781	1:01.034	18.102	22.323	20.609	94.4	109.1
6	11:41:33.990	1:00.209	17.684	22.333	20.192	96.0	111.5	6	11:41:33.990	1:00.209	17.684	22.333	20.192	96.0	111.5
7	11:42:35.317	1:01.327	18.578	22.291	20.458	93.5	109.5	7	11:42:35.317	1:01.327	18.578	22.291	20.458	93.5	109.5
8	11:43:37.814	1:02.497	17.789	23.755	20.953	94.8	108.2	8	11:43:37.814	1:02.497	17.789	23.755	20.953	94.8	108.2
(43) Jonty NORMAN															
1	11:36:28.731	1:02.553	19.158	22.738	20.657	96.0	88.9	1	11:36:28.731	1:02.553	19.158	22.738	20.657	96.0	88.9
2	11:37:29.706	1:00.975	17.540	23.060	20.375	94.4	107.9	2	11:37:29.706	1:00.975	17.540	23.060	20.375	94.4	107.9
3	11:38:33.628	1:03.922	17.843	25.465	20.614	92.8	109.7	3	11:38:33.628	1:03.922	17.843	25.465	20.614	92.8	109.7
4	11:39:34.255	1:00.627	17.925	22.147	20.555	95.2	107.9	4	11:39:34.255	1:00.627	17.925	22.147	20.555	95.2	107.9
5	11:40:35.063	1:00.808	17.854	22.260	20.694	93.7	108.2	5	11:40:35.063	1:00.808	17.854	22.260	20.694	93.7	108.2
6	11:41:35.689	1:00.626	17.712	22.347	20.567	93.6	107.7	6	11:41:35.689	1:00.626	17.712	22.347	20.567	93.6	107.7
7	11:42:36.203	1:00.514	17.680	22.183	20.651	94.4	107.5	7	11:42:36.203	1:00.514	17.680	22.183	20.651	94.4	107.5
8	11:43:38.135	1:01.932	17.929	23.149	20.854	94.3	103.2	8	11:43:38.135	1:01.932	17.929	23.149	20.854	94.3	103.2
(46) Brent BOWIE															
1	11:36:34.231	1:05.849	19.972	24.019	21.858	93.1	93.7	1	11:36:34.231	1:05.849	19.972	24.019	21.858	93.1	93.7
2	11:37:35.346	1:01.115	18.110	22.662	20.343	92.7	108.9	2	11:37:35.346	1:01.115	18.110	22.662	20.343	92.7	108.9
3	11:38:35.405	1:00.059	17.384	22.431	20.244	92.8	107.9	3	11:38:35.405	1:00.059	17.384	22.431	20.244	92.8	107.9
4	11:39:35.898	1:00.493	17.510	22.604	20.379	93.9	107.9	4	11:39:35.898	1:00.493	17.510	22.604	20.379	93.9	107.9
5	11:40:36.389	1:00.491	17.686	22.497	20.308	90.3	107.2	5	11:40:36.389	1:00.491	17.686	22.497	20.308	90.3	107.2
6	11:41:36.928	1:00.539	17.612	22.531	20.396	91.4	107.7	6	11:41:36.928	1:00.539	17.612	22.531	20.396	91.4	107.7
7	11:42:37.218	1:00.290	17.523	22.522	20.245	91.2	106.7	7	11:42:37.218	1:00.290	17.523	22.522	20.245	91.2	106.7
8	11:43:38.495	1:01.277	17.816	22.540	20.921	91.6	107.4	8	11:43:38.495	1:01.277	17.816	22.540	20.921	91.6	107.4
(35) Neil SHENTON															
1	11:36:34.302	1:06.012	19.252	24.536	22.224	94.1	90.3	1	11:36:34.302	1:06.012	19.252	24.536	22.224	94.1	90.3
2	11:37:35.830	1:01.528	18.121	22.858	20.549	94.4	110.9	2	11:37:35.830	1:01.528	18.121	22.858	20.549	94.4	110.9
3	11:38:35.889	1:00.059	17.467	22.373	20.219	93.1	108.6	3	11:38:35.889	1:00.059	17.467	22.373	20.219	93.1	108.6
4	11:39:36.267	1:00.378	17.547	22.564	20.267	92.7	108.8	4	11:39:36.267	1:00.378	17.547	22.564	20.267	92.7	108.8
5	11:40:37.415	1:01.148	17.627	23.119	20.402	91.3	107.2	5	11:40:37.415	1:01.148	17.627	23.119	20.402	91.3	107.2
6	11:41:38.062	1													



KMSC/SMRC Race meeting AC

Scottish Legends Championship

Knockhill AC 1.271 miles

Race 1 - Heat 1

01/06/2024 11:35

Race (8 Laps) started at 11:35:21

Lap	Time of Day	Lap Tm	S1	S2	S3	S1Spd	SFSpd	Lap	Time of Day	Lap Tm	S1	S2	S3	S1Spd	SFSpd
7	11:42:38.288	1:00.226	17.717	22.254	20.255	90.7	106.0								
8	11:43:38.929	1:00.641	17.573	22.368	20.700	91.4	107.0								

(30) Mark FRENCH

1	11:36:35.096	1:06.005	19.458	24.524	22.023	89.1	92.3
2	11:37:38.555	1:03.459	18.044	24.293	21.122	94.3	108.9
3	11:38:40.787	1:02.232	18.293	23.072	20.867	90.9	107.2
4	11:39:43.158	1:02.371	18.246	22.950	21.175	91.2	107.5
5	11:40:45.140	1:01.982	17.964	23.095	20.923	91.6	106.9
6	11:41:46.682	1:01.542	17.860	22.411	21.271	89.5	105.0
7	11:42:47.171	1:00.489	17.703	22.209	20.577	90.8	101.5
8	11:43:48.439	1:01.268	17.609	22.375	21.284	90.8	103.7

(6) Gary ATKINSON

1	11:36:34.589	1:07.496	20.198	25.485	21.813	89.8	90.3
2	11:37:38.458	1:03.869	18.429	24.133	21.307	93.5	110.2
3	11:38:40.611	1:02.153	18.226	23.001	20.926	91.3	106.5
4	11:39:42.920	1:02.309	18.330	22.745	21.234	91.1	106.7
5	11:40:44.981	1:02.061	18.063	22.965	21.033	91.4	106.4
6	11:41:48.358	1:03.377	18.472	23.244	21.661	91.4	106.2
7	11:42:50.260	1:01.902	18.135	22.734	21.033	90.2	104.7
8	11:43:52.125	1:01.865	18.077	22.513	21.275	90.9	106.4

(55) Stuart McANDREW

1	11:36:33.327	1:05.515	19.154	24.897	21.464	90.6	88.4
2	11:37:34.482	1:01.155	18.340	22.368	20.447	94.4	109.3
3	11:38:34.724	1:00.242	17.668	22.339	20.235	93.5	109.1
4	11:39:35.383	1:00.659	17.993	22.417	20.249	94.3	110.4
5	11:40:37.056	1:01.673	18.324	23.047	20.302	90.3	110.2
6	11:41:48.861	1:11.805	17.587	22.388	31.830	94.4	110.6
7	11:42:50.388	1:01.527	18.122	22.561	20.844	92.9	92.4
8	11:43:52.197	1:01.809	18.072	22.742	20.995	90.0	106.7

(333) Bill READ

1	11:36:29.865	1:03.027	19.524	23.320	20.183	94.1	89.4
2	11:37:48.230	1:18.365	18.328	23.073	36.964	94.4	112.4
3	11:38:48.963	1:00.733	17.741	22.582	20.410	92.7	105.5
4	11:39:49.999	1:01.036	17.709	22.276	21.051	94.0	107.5
5	11:40:50.598	1:00.599	17.653	22.615	20.331	92.7	107.5
6	11:41:53.547	1:02.949	18.305	23.534	21.110	89.6	109.3
7	11:42:53.822	1:00.275	17.697	22.217	20.361	92.9	105.0
8	11:43:54.044	1:00.222	17.550	22.237	20.435	93.3	107.9

(53) Stuart ROBERTSON

1	11:36:33.432	1:07.067	20.039	25.282	21.746	89.1	84.2
2	11:37:40.232	1:06.800	19.445	25.225	22.130	91.9	105.0
3	11:38:43.883	1:03.651	18.452	23.662	21.537	92.3	106.2
4	11:39:47.088	1:03.205	18.253	23.419	21.533	92.7	105.0
5	11:40:50.085	1:02.997	18.045	23.356	21.596	91.9	104.9
6	11:41:55.477	1:05.392	18.626	24.750	22.016	90.7	105.0
7	11:42:58.828	1:03.351	18.419	23.515	21.417	93.1	104.5
8	11:44:02.013	1:03.185	18.280	23.497	21.408	92.4	105.2

(66) Alastair CALDERWOOD

1	11:36:35.663	1:08.528	21.109	25.500	21.919	88.8	86.4
2	11:37:40.798	1:05.135	18.331	24.505	22.299	91.1	106.4
3	11:38:45.948	1:05.150	18.845	24.347	21.958	90.0	104.0
4	11:39:50.150	1:04.202	18.444	24.045	21.713	89.4	102.6
5	11:40:55.043	1:04.893	18.833	24.109	21.951	88.0	101.8
6	11:42:01.026	1:05.983	19.089	24.312	22.582	89.1	101.7
7	11:43:06.059	1:05.033	19.042	24.194	21.797	87.3	99.6
8	11:44:12.377	1:06.318	19.003	24.693	22.622	85.8	100.2

(37) Ivor GREENWOOD

1	11:39:14.878	1:07.042	21.280	24.433	21.329	92.6	36.6
2	11:40:16.778	1:01.900	18.122	22.899	20.879	91.1	104.9
3	11:41:18.211	1:01.433	18.027	22.492	20.914	90.1	105.7
4	11:42:18.972	1:00.761	18.101	22.223	20.437	85.8	104.7
5	11:43:19.758	1:00.786	17.467	22.371	20.948	93.2	106.5

Clerk of the Course

Orbits

Sig : Time :
 Chief Timekeeper : Ian Sharp (SMART Timing)
 Results available at www.smart-timing.co.uk and www.speedhive.com





KMSC/SMRC Race meeting AC

Lapchart

Scottish Legends Championship

Knockhill AC 1.271 miles

Race 1 - Heat 1

01/06/2024 11:35

Race (8 Laps) started at 11:35:21

Competitors	Laps									
	0	1	2	3	4	5	6	7	8	
Mark BEATY (85)	1	85	85	52	52	52	52	52	52	52
Michael WEDDELL (77)	2	77	77	85	85	85	85	8	8	8
Colin ATKINSON (9)	3	9	28	77	8	8	8	85	85	85
David ALLAN (28)	4	28	52	28	77	77	77	77	77	77
Jonty NORMAN (43)	5	43	8	8	28	28	28	24	24	24
Stuart ROBERTSON (53)	6	53	43	24	24	24	24	28	10	10
Stewart BLACK (52)	7	52	24	43	10	10	10	10	28	28
Maxim POPELYUSHKO (95)	8	95	95	95	95	95	95	26	26	26
Matthew PAPE (24)	9	24	27	10	26	26	26	95	95	86
Bill READ (333)	10	333	333	27	27	27	86	86	86	9
Gary ATKINSON (6)	11	6	26	26	43	86	27	27	27	95
Alastair CALDERWOOD (66)	12	66	10	9	86	43	43	43	43	27
Scott HYNDS (26)	13	26	9	86	9	9	9	9	9	43
Steve WHITELEGG (8)	14	8	55	55	55	55	46	46	46	46
Grant HUNTER (27)	15	27	53	46	46	46	55	35	35	35
Stuart McANDREW (55)	16	55	86	35	35	35	35	30	30	30
Ross HODGSON (10)	17	10	46	6	6	6	6	6	6	6
Neil SHENTON (35)	18	35	35	30	30	30	30	55	55	55
Brent BOWIE (46)	19	46	6	53	53	53	53	333	333	333
Jon CRITCHLOW (86)	20	86	30	66	66	333	333	53	53	53
Mark FRENCH (30)	21	30	66	333	333	66	66	66	66	66
Ivor GREENWOOD (37)	22	37	37	37	37	37	37			

Clerk of the Course

Orbits

Sig : Time :
 Chief Timekeeper : Ian Sharp (SMART Timing)
 Results available at www.smart-timing.co.uk and www.speedhive.com



motor sport UK

RACE WITH RESPECT



Bulletin No. _____

KMSC/SMRC Race meeting AC**Sorted on Laps**

Scottish Mini Cooper & Cooper S Cup

Knockhill AC 1.271 miles

Race 2 - 1st Race

01/06/2024 11:55

Race (12 Laps) started at 11:54:20

Pos	No.	Name	Make/Model	CC	Class	Laps	Total Tm	Diff	Best Tm	In Lap	2nd Best
1	97	Jamie BLAKE	Mini Cooper R53	1600S	R53	12	12:14.377		59.971	4	1:00.025
2	14	Rich FLETT	Mini Cooper R53	1600S	R53	12	12:15.672	1.295	1:00.081	4	1:00.245
3	91	Robbie DALGLEISH	Mini Cooper	1600	SM	12	12:56.252	41.875	1:03.118	5	1:03.440
4	65	Jack IRVINE	Mini Cooper	1600	SM	12	12:57.201	42.824	1:03.336	8	1:03.441
5	25	Chad LITTLE	Mini Cooper	1600	SM	12	12:57.306	42.929	1:03.141	8	1:03.323
6	22	Jason BALLANTYNE	Mini Cooper	1600	SM	12	12:58.231	43.854	1:03.007	2	1:03.109
7	23	Ian MUNRO	Mini Cooper	1600	SM	12	12:58.986	44.609	1:03.173	2	1:03.282
8	18	Daniel PATTERSON	Mini Cooper	1600	SM	12	12:59.116	44.739	1:02.900	7	1:03.103
9	684	Ralph STURROCK	Mini Cooper	1600	SMN	12	12:59.411	45.034	1:03.546	11	1:03.790
10	53	Stuart McPHADEN	Mini Cooper	1600	SMN	12	13:02.622	48.245	1:04.024	3	1:04.066
11	333	Ewan ROBERTSON	Mini Cooper	1600	SM	12	13:05.919	51.542	1:04.003	10	1:04.098
12	7	Blair DRYBURGH	Mini Cooper	1600	SMN	12	13:06.281	51.904	1:03.992	10	1:04.111
13	88	Barry HOLMES	Mini Cooper	1600	SM	12	13:09.265	54.888	1:04.162	4	1:04.225
14	52	Michael WILLIAMS	Mini Cooper	1600	SMN	12	13:10.557	56.180	1:04.150	7	1:04.170
15	5	Jonathan WILD	Mini Cooper	1600	SMN	12	13:19.746	1:05.369	1:04.760	4	1:04.813
16	80	Ross FOSTER	Mini Cooper	1600	SMN	11	12:18.560	1 Lap	1:05.433	5	1:05.628
17	12	Jacob HEAP	Mini Cooper	1600	SMN	11	12:18.719	1 Lap	1:05.296	11	1:05.415
18	16	William SMITH	Mini Cooper	1600	SM	11	12:20.261	1 Lap	1:04.595	11	1:05.104
Not classified											
DNF	70	Oly MORTIMER	Mini Cooper	1600	SM	5	5:28.357	DNF	1:03.432	2	1:03.795
DNF	27	Martin WIJETUNGA	Mini Cooper	1600	SMN		12.993	DNF		0	

Margin of Victory**Avg. Speed****Best Lap Tm****Best Speed****Best Lap by**

1.295

74.785

59.971

76.315

97 - Jamie BLAKE

Clerk of the Course**Orbits**

Sig :

Time :

Chief Timekeeper : Ian Sharp (SMART Timing)

Results available at www.smart-timing.co.uk and www.speedhive.com

Printed: 01/06/2024 12:09:08



KMSC/SMRC Race meeting AC
Scottish Mini Cooper & Cooper S Cup
Knockhill AC 1.271 miles
Race 2 - 1st Race
01/06/2024 11:55
Race (12 Laps) started at 11:54:20

Lap	Time of Day	Lap Tm	S1	S2	S3	S1Spd	SFSpd	Lap	Time of Day	Lap Tm	S1	S2	S3	S1Spd	SFSpd
(97) Jamie BLAKE															
1	11:55:29.115	1:02.085	19.033	22.750	20.302	89.6	70.7	3	11:57:41.032	1:03.436	18.507	22.966	21.963	80.9	97.0
2	11:56:29.510	1:00.395	17.936	22.194	20.265	90.3	106.9	4	11:58:45.810	1:04.778	18.555	23.193	23.030	80.5	97.3
3	11:57:29.914	1:00.404	17.964	22.162	20.278	90.1	106.5	5	11:59:50.221	1:04.411	19.448	22.906	22.057	81.0	93.2
4	11:58:29.885	59.971	17.715	22.019	20.237	89.6	106.4	6	12:00:53.854	1:03.633	18.623	23.289	21.721	80.5	97.8
5	11:59:29.910	1:00.025	17.898	21.963	20.164	89.7	107.5	7	12:01:56.963	1:03.109	18.753	22.691	21.665	79.6	97.7
6	12:00:31.107	1:01.197	17.933	22.455	20.809	86.6	107.7	8	12:03:00.074	1:03.111	18.482	22.948	21.681	81.1	97.7
7	12:01:32.218	1:01.111	18.269	22.209	20.633	89.0	105.3	9	12:04:04.122	1:04.048	19.011	23.381	21.656	80.6	97.5
8	12:02:32.994	1:00.776	18.119	22.115	20.542	88.9	106.4	10	12:05:08.583	1:04.461	19.166	23.517	21.778	80.8	98.4
9	12:03:33.153	1:00.159	17.826	21.923	20.410	89.7	106.5	11	12:06:12.812	1:04.229	19.089	23.392	21.748	80.7	97.5
10	12:04:33.179	1:00.026	17.862	22.058	20.106	89.2	107.4	12	12:07:18.716	1:05.904	18.975	25.048	21.881	80.1	97.5
11	12:05:34.511	1:01.332	17.918	22.212	21.202	90.0	107.9	(23) Ian MUNRO							
12	12:06:34.862	1:00.351	18.035	21.992	20.324	88.9	106.4	1	11:55:34.048	1:05.095	20.264	23.026	21.805	79.9	67.2
(14) Rich FLETT															
1	11:55:29.852	1:02.788	19.326	23.127	20.335	89.2	69.6	2	11:56:37.221	1:03.173	18.629	22.704	21.840	80.3	94.9
2	11:56:30.696	1:00.844	17.922	22.648	20.274	86.6	107.9	3	11:57:41.359	1:04.138	18.779	23.415	21.944	79.3	95.7
3	11:57:31.247	1:00.551	17.813	22.338	20.400	88.5	106.5	4	11:58:45.999	1:04.640	18.607	23.131	22.902	79.6	96.7
4	11:58:31.328	1:00.081	17.595	22.175	20.311	87.7	107.2	5	11:59:49.773	1:03.774	19.060	22.773	21.941	80.1	95.6
5	11:59:31.863	1:00.535	17.866	22.148	20.521	87.7	106.7	6	12:00:53.737	1:03.964	18.733	23.330	21.901	79.4	96.0
6	12:00:32.688	1:00.825	18.091	22.169	20.565	86.6	105.2	7	12:01:57.656	1:03.919	18.962	23.069	21.888	78.5	97.1
7	12:01:33.153	1:00.465	17.727	22.335	20.403	87.7	106.7	8	12:03:00.938	1:03.282	18.646	22.784	21.852	79.2	96.0
8	12:02:33.822	1:00.669	17.812	22.403	20.454	87.4	106.5	9	12:04:04.604	1:03.666	18.748	23.080	21.838	79.7	96.4
9	12:03:34.067	1:00.245	17.666	22.068	20.511	87.4	107.0	10	12:05:08.972	1:04.368	19.216	23.156	21.996	78.2	97.1
10	12:04:34.396	1:00.329	17.817	22.002	20.510	87.3	105.7	11	12:06:15.045	1:06.073	19.145	23.122	23.806	79.4	96.0
11	12:05:35.114	1:00.718	17.683	22.124	20.911	87.2	106.0	12	12:07:19.471	1:04.426	18.886	23.495	22.045	79.3	95.6
12	12:06:36.157	1:01.043	18.057	22.508	20.478	85.9	105.5	(18) Daniel PATTERSON							
(91) Robbie DALGLEISH															
1	11:55:32.969	1:04.592	20.119	22.763	21.710	79.8	65.5	1	11:55:35.297	1:05.574	20.588	23.177	21.809	79.5	69.0
2	11:56:36.409	1:03.440	18.888	22.788	21.764	79.6	95.3	2	11:56:39.197	1:03.900	19.168	22.967	21.765	80.5	97.5
3	11:57:40.201	1:03.792	18.837	22.811	22.144	79.9	95.1	3	11:57:42.674	1:03.477	18.933	22.778	21.766	80.9	98.0
4	11:58:45.832	1:05.631	18.964	23.709	22.958	79.1	96.4	4	11:58:46.377	1:03.703	18.863	22.993	21.847	80.8	98.8
5	11:59:48.950	1:03.118	18.797	22.427	21.894	79.3	94.4	5	11:59:51.286	1:04.909	19.505	23.701	21.703	79.4	96.3
6	12:00:52.867	1:03.917	18.888	22.985	22.044	78.7	96.0	6	12:00:57.289	1:06.003	18.641	23.441	23.921	80.8	98.3
7	12:01:56.338	1:03.471	18.666	22.860	21.945	79.1	93.6	7	12:02:00.189	1:02.900	18.608	22.608	21.684	80.5	95.2
8	12:02:59.967	1:03.629	18.715	22.920	21.994	79.2	94.0	8	12:03:03.911	1:03.722	18.689	23.065	21.968	80.9	98.7
9	12:04:04.014	1:04.047	18.895	23.283	21.869	79.4	96.7	9	12:04:07.120	1:03.209	18.724	22.727	21.758	79.6	96.8
10	12:05:08.422	1:04.408	19.072	23.279	22.057	79.5	96.8	10	12:05:10.223	1:03.103	18.563	22.694	21.846	80.2	97.7
11	12:06:12.644	1:04.222	18.993	23.212	22.017	79.0	96.4	11	12:06:15.017	1:04.794	18.886	22.901	23.007	80.9	99.0
12	12:07:16.737	1:04.093	19.014	23.081	21.998	79.3	95.7	12	12:07:19.601	1:04.584	19.192	23.389	22.003	79.9	93.3
(65) Jack IRVINE															
1	11:55:35.190	1:06.088	20.944	23.091	22.053	79.6	67.0	(684) Ralph STURROCK							
2	11:56:38.980	1:03.790	18.945	22.890	21.955	80.9	96.6	1	11:55:35.888	1:05.868	20.424	23.344	22.100	78.8	69.8
3	11:57:42.421	1:03.441	18.666	22.877	21.898	80.4	95.9	2	11:56:39.912	1:04.024	18.901	23.009	22.114	80.1	96.0
4	11:58:46.198	1:03.777	18.644	22.990	22.143	80.1	97.1	3	11:57:43.736	1:03.824	18.854	22.864	22.106	80.2	97.0
5	11:59:50.784	1:04.586	19.340	22.807	22.439	80.3	94.4	4	11:58:47.526	1:03.790	18.838	22.865	22.087	80.1	96.3
6	12:00:54.455	1:03.671	18.730	23.013	21.928	80.5	97.3	5	11:59:51.815	1:04.289	19.449	22.872	21.968	78.0	97.0
7	12:01:57.907	1:03.452	18.786	22.763	21.903	80.4	96.7	6	12:00:56.093	1:04.278	18.589	23.155	22.534	79.8	97.8
8	12:03:01.243	1:03.336	18.756	22.770	21.810	80.3	96.6	7	12:01:59.976	1:03.883	18.852	22.431	22.600	79.8	95.9
9	12:04:04.972	1:03.729	18.708	23.000	22.021	80.3	98.5	8	12:03:03.798	1:03.822	18.725	23.029	22.068	79.8	95.5
10	12:05:09.492	1:04.520	18.964	23.294	22.262	80.8	98.4	9	12:04:08.293	1:04.495	19.269	23.063	22.163	79.2	97.1
11	12:06:13.806	1:04.314	18.904	23.020	22.390	80.4	97.3	10	12:05:12.168	1:03.875	18.740	22.960	22.175	79.9	96.8
12	12:07:17.686	1:03.880	18.824	22.811	22.245	79.7	96.6	11	12:06:15.714	1:03.546	18.956	22.683	21.907	79.1	97.3
(25) Chad LITTLE															
1	11:55:34.843	1:05.637	20.566	23.038	22.033	79.5	68.3	12	12:07:19.896	1:04.182	18.739	23.546	21.897	79.0	97.7
2	11:56:38.303	1:03.460	19.056	22.639	21.765	80.3	96.8	(53) Stuart McPHADEN							
3	11:57:41.626	1:03.323	18.602	22.813	21.908	80.0	96.3	1	11:55:36.470	1:06.231	20.488	23.336	22.407	78.2	70.0
4	11:58:46.259	1:04.633	18.730	22.979	22.924	80.0	97.0	2	11:56:40.598	1:04.128	18.823	22.885	22.420	78.6	94.4
5	11:59:50.897	1:04.638	19.650	23.274	21.714	79.9	95.3	3	11:57:44.622	1:04.024	18.824	22.910	22.290	77.5	91.7
6	12:00:54.759	1:03.862	18.860	23.022	21.980	79.5	98.7	4	11:58:48.703	1:04.081	18.918	22.872	22.291	79.5	95.6
7	12:01:58.346	1:03.587	18.937	22.782	21.868	79.8	96.8	5	11:59:52.779	1:04.076	18.786	22.953	22.337	79.7	94.7
8	12:03:01.487	1:03.141	18.693	22.813	21.635	79.7	96.7	6	12:00:58.024	1:05.245	18.927	23.235	23.083	96.3	96.3
9	12:04:05.381	1:03.894	18.800	22.905	22.189	80.3	98.0	7	12:02:02.090	1:04.066	18.822	22.944	22.300	79.5	95.6
10	12:05:09.980	1:04.599													

KMSC/SMRC Race meeting AC
Scottish Mini Cooper & Cooper S Cup
Knockhill AC 1.271 miles
Race 2 - 1st Race
01/06/2024 11:55
Race (12 Laps) started at 11:54:20

Lap	Time of Day	Lap Tm	S1	S2	S3	S1Spd	SFSpd	Lap	Time of Day	Lap Tm	S1	S2	S3	S1Spd	SFSpd
(7) Blair DRYBURGH															
1	11:55:37.372	1:06.477	20.302	23.941	22.234	79.8	70.5	11	12:06:39.045	1:05.936	19.071	24.361	22.504	78.4	93.9
2	11:56:42.155	1:04.783	19.268	23.415	22.100	78.5	95.2	(12) Jacob HEAP							
3	11:57:46.350	1:04.195	19.036	23.094	22.065	79.1	95.3	1	11:55:41.494	1:09.603	21.487	24.702	23.414	78.8	72.5
4	11:58:50.974	1:04.624	19.010	23.339	22.275	79.2	94.1	2	11:56:47.518	1:06.024	19.230	23.746	23.048	78.9	94.3
5	11:59:55.462	1:04.488	18.860	23.273	22.355	79.3	94.0	3	11:57:53.030	1:05.512	18.919	24.288	22.305	80.0	95.1
6	12:00:59.871	1:04.409	18.868	23.332	22.209	79.1	94.1	4	11:58:59.589	1:06.559	19.120	23.846	23.593	79.0	96.3
7	12:02:05.003	1:05.132	19.287	23.674	22.171	78.9	94.4	5	12:00:05.270	1:05.681	19.212	23.572	22.897	79.2	92.3
8	12:03:09.658	1:04.655	19.715	23.029	21.911	78.1	95.6	6	12:01:10.742	1:05.472	18.894	23.619	22.959	78.8	94.3
9	12:04:13.769	1:04.111	18.837	23.286	21.988	79.7	94.9	7	12:02:16.157	1:05.415	18.931	23.171	23.313	79.1	94.9
10	12:05:17.761	1:03.992	18.794	23.097	22.101	80.0	95.2	8	12:03:22.072	1:05.915	18.885	24.005	23.025	79.3	94.5
11	12:06:22.045	1:04.284	19.031	23.225	22.028	79.5	95.9	9	12:04:28.312	1:06.240	19.138	24.427	22.675	78.5	93.7
12	12:07:26.766	1:04.721	18.897	23.620	22.204	79.4	95.5	10	12:05:33.908	1:05.596	19.678	23.712	22.206	77.9	94.0
(88) Barry HOLMES															
1	11:55:39.256	1:08.000	21.574	24.165	22.261	79.9	73.0	11	12:06:39.204	1:05.296	19.574	23.342	22.380	76.9	94.9
2	11:56:43.481	1:04.225	18.834	23.367	22.024	81.0	96.7	(16) William SMITH							
3	11:57:48.562	1:05.081	19.167	23.411	22.503	81.0	97.3	1	11:55:41.746	1:08.725	21.349	24.497	22.879	79.7	55.1
4	11:58:52.724	1:04.162	18.792	23.326	22.044	80.9	96.7	2	11:56:48.102	1:06.356	19.435	23.811	23.110	78.6	94.9
5	11:59:57.539	1:04.815	19.236	23.267	22.312	81.0	98.3	3	11:57:54.114	1:06.012	19.036	23.938	23.038	78.2	93.9
6	12:01:01.871	1:04.332	18.898	23.205	22.229	80.4	97.0	4	11:58:59.595	1:05.481	19.021	23.501	22.959	79.0	94.8
7	12:02:06.340	1:04.469	18.962	23.262	22.245	80.6	96.7	5	12:00:04.810	1:05.215	19.048	23.504	22.663	79.4	93.6
8	12:03:11.212	1:04.872	19.132	23.593	22.147	79.6	97.0	6	12:01:09.914	1:05.104	18.796	23.896	22.412	79.7	94.5
9	12:04:15.802	1:04.590	19.127	23.208	22.255	80.9	97.4	7	12:02:15.381	1:05.467	19.084	23.698	22.685	79.0	95.9
10	12:05:20.205	1:04.403	19.001	23.339	22.063	80.5	96.7	8	12:03:21.608	1:06.227	19.465	23.840	22.922	78.4	93.6
11	12:06:24.600	1:04.395	18.911	23.344	22.140	80.3	98.1	9	12:04:28.556	1:06.948	19.275	24.940	22.733	78.4	94.3
12	12:07:29.750	1:05.150	19.220	23.573	22.357	79.7	96.0	10	12:05:36.151	1:07.595	19.481	24.458	23.656	77.4	95.2
(70) Oly MORTIMER															
1	11:55:38.461	1:07.527	21.243	23.903	22.381	77.5	68.5	1	11:55:33.186	1:04.592	20.296	22.718	21.578	79.7	67.8
2	11:56:43.268	1:04.807	18.933	23.215	22.659	79.5	94.0	2	11:56:36.618	1:03.432	19.000	22.753	21.679	79.7	96.1
3	11:57:47.728	1:04.460	19.074	23.286	22.100	79.5	95.1	3	11:57:40.413	1:03.795	18.841	22.814	22.140	79.6	96.8
4	11:58:52.502	1:04.774	19.030	23.508	22.236	79.9	96.8	4	11:58:44.621	1:04.208	18.865	23.242	22.101	79.6	96.1
5	11:59:56.672	1:04.170	19.015	22.922	22.233	79.6	96.1	5	11:59:48.842	1:04.221	18.701	23.024	22.496	78.4	93.9
6	12:01:01.074	1:04.402	18.956	23.073	22.373	79.4	95.9	(52) Michael WILLIAMS							
7	12:02:05.224	1:04.150	18.711	23.298	22.141	79.8	95.7	1	11:55:38.461	1:07.527	21.243	23.903	22.381	77.5	68.5
8	12:03:11.030	1:05.806	19.731	23.560	22.515	77.7	96.1	2	11:56:43.268	1:04.807	18.933	23.215	22.659	79.5	94.0
9	12:04:15.352	1:04.322	18.949	22.993	22.380	79.5	94.5	3	11:57:47.728	1:04.460	19.074	23.286	22.100	79.5	95.1
10	12:05:19.799	1:04.447	18.947	23.122	22.378	79.2	94.5	4	11:58:52.502	1:04.774	19.030	23.508	22.236	79.9	96.8
11	12:06:24.588	1:04.789	19.041	23.113	22.635	79.0	95.2	5	11:59:56.672	1:04.170	19.015	22.922	22.233	79.6	96.1
12	12:07:31.042	1:06.454	19.753	23.908	22.793	77.5	92.8	6	12:01:01.074	1:04.402	18.956	23.073	22.373	79.4	95.9
(5) Jonathan WILD															
1	11:55:41.066	1:09.493	21.590	24.682	23.221	77.9	72.8	7	12:02:05.224	1:04.150	18.711	23.298	22.141	79.8	95.7
2	11:56:46.025	1:04.959	19.141	23.457	22.361	78.2	94.1	8	12:03:11.030	1:05.806	19.731	23.560	22.515	77.7	96.1
3	11:57:50.838	1:04.813	19.136	23.320	22.357	77.5	93.2	9	12:04:15.352	1:04.322	18.949	22.993	22.380	79.5	94.5
4	11:58:55.598	1:04.760	18.910	23.325	22.525	78.2	93.3	10	12:05:20.205	1:04.403	19.001	23.339	22.063	80.5	96.7
5	12:00:01.024	1:05.426	18.947	23.710	22.769	78.4	92.9	11	12:06:24.600	1:04.395	18.911	23.344	22.140	80.3	98.1
6	12:01:06.587	1:05.563	19.056	23.632	22.875	77.0	92.3	12	12:07:29.750	1:05.150	19.220	23.573	22.357	79.7	96.0
7	12:02:11.871	1:05.284	19.049	23.498	22.737	77.9	92.1	(80) Ross FOSTER							
8	12:03:17.433	1:05.562	19.195	23.771	22.596	76.8	92.3	1	11:55:40.778	1:09.431	20.948	25.324	23.159	78.9	71.2
9	12:04:22.638	1:05.205	19.203	23.471	22.531	77.2	92.4	2	11:56:46.703	1:05.925	19.732	23.724	22.469	79.5	93.7
10	12:05:28.415	1:05.777	19.167	23.558	23.052	78.0	92.3	3	11:57:52.798	1:06.095	19.049	24.693	22.353	79.1	95.1
11	12:06:34.521	1:06.106	19.255	23.961	22.890	76.6	91.7	4	11:58:58.483	1:05.685	19.030	23.933	22.722	78.7	94.7
12	12:07:40.231	1:05.710	19.382	23.807	22.521	77.3	92.3	5	12:00:03.916	1:05.433	18.951	23.730	22.752	79.0	93.7
(80) Ross FOSTER															
1	11:55:40.778	1:09.431	20.948	25.324	23.159	78.9	71.2	6	12:01:09.584	1:05.668	19.056	23.928	22.684	77.9	93.3
2	11:56:46.703	1:05.925	19.732	23.724	22.469	79.5	93.7	7	12:02:15.212	1:05.628	19.081	23.736	22.811	77.9	94.5
3	11:57:52.798	1:06.095	19.049	24.693	22.353	79.1	95.1	8	12:03:21.294	1:06.082	19.310	23.787	22.985	79.0	94.8
4	11:58:58.483	1:05.685	19.030	23.933	22.722	78.7	94.7	9	12:04:27.177	1:05.883	19.424	23.919	22.540	78.4	93.5
5	12:00:03.916	1:05.433	18.951	23.730	22.752	79.0	93.7	10	12:05:33.109	1:05.932	19.288	24.074	22.570	77.7	93.5
6	12:01:09.584	1:05.668	19.056	23.928	22.684	77.9	93.3	Clerk of the Course							
7	12:02:15.212	1:05.628	19.081	23.736	22.811	77.9	94.5	Orbits							
8	12:03:21.294	1:06.082	19.310	23.787	22.985	79.0	94.8	Sig :							
9	12:04:27.177	1:05.883	19.424	23.919	22.540	78.4	93.5	Time :							
10	12:05:33.109	1:05.932	19.288	24.074	22.570	77.7	93.5	Chief Timekeeper : Ian Sharp (SMART Timing)							

Clerk of the Course
Orbits

Sig : _____ **Time :** _____
Chief Timekeeper : Ian Sharp (SMART Timing)
Results available at www.smart-timing.co.uk and www.speedhive.com



KMSC/SMRC Race meeting AC
Lapchart
Scottish Mini Cooper & Cooper S Cup
Knockhill AC 1.271 miles
Race 2 - 1st Race
01/06/2024 11:55
Race (12 Laps) started at 11:54:20

Competitors	Laps													
	0	1	2	3	4	5	6	7	8	9	10	11	12	
Jamie BLAKE (97)	1	97	97	97	97	97	97	97	97	97	97	97	97	97
Rich FLETT (14)	2	14	14	14	14	14	14	14	14	14	14	14	14	14
Robbie DALGLEISH (91)	3	91	91	91	91	70	70	91	91	91	91	91	91	91
Jason BALLANTYNE (22)	4	22	70	70	70	22	91	23	22	22	22	22	22	65
Oly MORTIMER (70)	5	70	23	23	22	91	23	22	23	23	23	23	65	25
Ian MUNRO (23)	6	23	22	22	23	23	22	65	65	65	65	65	25	22
Jack IRVINE (65)	7	65	25	25	25	65	65	25	25	25	25	25	18	23
Chad LITTLE (25)	8	25	65	65	65	25	25	684	684	684	18	18	23	18
Daniel PATTERSON (18)	9	18	18	18	18	18	18	18	18	684	684	684	684	684
Ralph STURROCK (684)	10	684	684	684	684	684	684	53	53	53	53	53	53	53
Stuart McPHADEN (53)	11	53	53	53	53	53	53	7	333	333	333	333	333	333
Ewan ROBERTSON (333)	12	333	333	7	7	7	7	333	7	7	7	7	7	7
Blair DRYBURGH (7)	13	7	7	333	333	333	333	52	52	52	52	52	52	88
Michael WILLIAMS (52)	14	52	52	52	52	52	52	88	88	88	88	88	88	52
Barry HOLMES (88)	15	88	88	88	88	88	88	5	5	5	5	5	5	5
Ross FOSTER (80)	16	80	80	5	5	5	5	80	80	80	80	80	80	80
Jonathan WILD (5)	17	5	5	80	80	80	80	16	16	16	12	12	12	12
Jacob HEAP (12)	18	12	12	12	12	12	16	12	12	12	16	16	16	16
William SMITH (16)	19	16	16	16	16	16	12							
Martin WIJETUNGA (27)	20	27												

Clerk of the Course
Orbits

Sig : **Time :**
Chief Timekeeper : Ian Sharp (SMART Timing)
Results available at www.smart-timing.co.uk and www.speedhive.com

Printed: 01/06/2024 12:09:57

**motor
sport
UK**


KMSC/SMRC Race meeting AC

Scottish Mini Cooper & Cooper S Cup

Knockhill AC 1.271 miles

Race 5 - 2nd Race

01/06/2024 14:45

Race (12 Laps)

POLE POSITION

1	1 97 Jamie BLAKE	2 14 Rich FLETT
2	3	4
3	5	6
4	7 91 Robbie DALGLEISH	8 65 Jack IRVINE
5	9 25 Chad LITTLE	10 22 Jason BALLANTYNE
6	11 23 Ian MUNRO	12 18 Daniel PATTERSON
7	13 684 Ralph STURROCK	14 53 Stuart McPHADEN
8	15 333 Ewan ROBERTSON	16 7 Blair DRYBURGH
9	17 88 Barry HOLMES	18 52 Michael WILLIAMS
10	19 5 Jonathan WILD	20 80 Ross FOSTER

Clerk of the Course

Orbits

Sig : Time :
Chief Timekeeper : Ian Sharp (SMART Timing)
Results available at www.smart-timing.co.uk and www.speedhive.com

motor
sport
UK**RACE
WITH
RESPECT**



Bulletin No. _____

KMSC/SMRC Race meeting AC


Scottish Mini Cooper & Cooper S Cup

Knockhill AC 1.271 miles

Race 5 - 2nd Race

01/06/2024 14:45

Race (12 Laps)



11

21
12 Jacob HEAP

22
16 William SMITH

12

23
70 Oly MORTIMER

24
27 Martin WIJETUNGA

Clerk of the Course Orbits

Sig : Time :
Chief Timekeeper : Ian Sharp (SMART Timing)
Results available at www.smart-timing.co.uk and www.speedhive.com



**KMSC/SMRC Race meeting AC****Sorted on Laps****KMSC Modsports Championship****Knockhill AC 1.271 miles****Race 3 - 1st Race****01/06/2024 12:20****Race (15:00 and 1 Laps) started at 12:17:55**

Pos	No.	Name	Make/Model	CC	Class	Laps	Total Tm	Diff	Best Tm	In Lap	2nd Best
1	9	Ron CUMMING	Nemesis Kit Car	2000	A	18	16:33.820		52.874	2	53.476
2	90	William PATERSON	Radical PR6	1340	B	18	16:34.604	0.784	53.163	18	53.586
3	10	Mark THOMSON	Radical SR8 RS	2700	A	18	16:50.532	16.712	54.146	12	54.239
4	179	Cameron BRYDON	BMW M3	3200	C	18	17:03.499	29.679	55.430	10	55.565
5	32	Shaun DAVIDSON	BMW Compact	3000	F	18	17:20.183	46.363	56.299	9	56.460
6	86	Adam MORRISON	Mini Cooper S	1998	G	17	16:44.266	1 Lap	57.291	5	57.335
7	3	Michael ANDERSON	Ford Focus	1600	F	17	16:54.562	1 Lap	57.947	6	58.155
8	19	Harvey GILLANDERS	Honda EP3	2400	F	17	17:01.942	1 Lap	58.138	11	58.349
9	155	Adam KINDNESS	Mini Cooper S R53	1600	G	17	17:02.418	1 Lap	58.372	3	58.449
10	37	David ROBB	Audi TT	2000	F	17	17:08.009	1 Lap	59.076	9	59.116
11	31	Natalie COWIE	Mini Cooper S R53	1600	G	17	17:22.338	1 Lap	1:00.045	11	1:00.203
12	21	Louise STRACHAN	Mini Cooper S	1600	G	16	16:45.410	2 Laps	1:01.199	14	1:01.495
13	129	Andrew HERRON	MG ZR 170	1800	J	15	17:15.254	3 Laps	1:06.322	15	1:06.931
14	99	Philip WEBSTER	BMW Mini Cooper S	1600	J	15	17:41.229	3 Laps	1:08.922	2	1:09.403
Not classified											
DNF	14	Michael IMRIE	Renault Clio 197	1998	G	11	11:13.070	DNF	59.326	5	59.400
DNF	26	James STRACHAN	Ford Fiesta	1600	G	7	7:48.368	DNF	1:04.587	3	1:04.682

Announcements

New Track Record (1:06.322) for KMSC Modsports J by Andrew HERRON.

New Track Record (57.291) for KMSC Modsports G by Adam MORRISON.

New Track Record (55.430) for KMSC Modsports C by Cameron BRYDON.

New Track Record (56.299) for KMSC Modsports F by Shaun DAVIDSON.

Margin of Victory	Avg. Speed	Best Lap Tm	Best Speed	Best Lap by
0.784	82.893	52.874	86.558	9 - Ron CUMMING

Clerk of the Course**Orbits**

Sig : Time :

Chief Timekeeper : Ian Sharp (SMART Timing)

Results available at www.smart-timing.co.uk and www.speedhive.com

Printed: 01/06/2024 12:37:31





KMSC/SMRC Race meeting AC

KMSC Modsports Championship

Knockhill AC 1.271 miles

Race 3 - 1st Race

01/06/2024 12:20

Race (15:00 and 1 Laps) started at 12:17:55

Lap	Time of Day	Lap Tm	S1	S2	S3	S1Spd	SFSpd	Lap	Time of Day	Lap Tm	S1	S2	S3	S1Spd	SFSpd
(9) Ron CUMMING								13	12:30:14.901	56.615	16.726	21.171	18.718	102.0	123.1
1	12:18:54.516	53.594	16.397	19.736	17.461	115.9	92.2	14	12:31:11.455	56.554	16.837	20.861	18.856	102.6	125.0
2	12:19:47.390	52.874	15.079	20.076	17.719	114.9	136.1	15	12:32:08.123	56.668	16.558	21.280	18.830	91.7	124.3
3	12:20:41.019	53.629	15.462	20.224	17.943	111.5	133.7	16	12:33:04.361	56.238	16.537	20.917	18.784	102.0	125.9
4	12:21:34.826	53.807	15.511	20.358	17.938	114.5	132.1	17	12:34:03.073	58.712	16.488	21.684	20.540	101.8	125.4
5	12:22:28.728	53.902	15.061	20.393	18.448	115.7	133.4	18	12:34:59.072	55.999	16.358	20.979	18.662	102.3	120.7
6	12:23:23.926	55.198	15.850	20.710	18.638	115.1	130.8	(32) Shaun DAVIDSON							
7	12:24:19.381	55.455	15.976	20.742	18.737	111.5	127.6	1	12:19:00.780	58.117	17.884	21.254	18.979	100.8	87.2
8	12:25:15.217	55.836	16.102	20.938	18.796	109.1	130.6	2	12:19:58.482	57.702	17.221	21.382	19.099	99.1	121.4
9	12:26:11.705	56.488	16.661	21.130	18.697	110.2	115.1	3	12:20:56.982	58.500	16.411	20.873	21.216	101.4	121.4
10	12:27:07.534	55.829	16.125	21.185	18.519	104.0	118.6	4	12:21:53.991	57.009	16.773	21.147	19.089	100.6	121.8
11	12:28:04.280	56.746	16.472	21.760	18.514	97.7	115.9	5	12:22:50.451	56.460	16.353	20.969	19.138	101.1	121.8
12	12:28:59.949	55.669	15.844	21.113	18.712	113.4	116.5	6	12:23:47.069	56.618	16.271	21.204	19.143	100.3	121.8
13	12:29:55.995	56.046	16.012	21.568	18.466	111.7	124.5	7	12:24:43.577	56.508	16.443	20.968	19.097	100.6	121.4
14	12:30:53.237	57.242	15.962	21.932	19.348	105.5	127.6	8	12:25:40.414	56.837	16.458	21.391	18.988	100.8	122.0
15	12:31:46.713	53.476	15.312	20.052	18.112	115.3	131.3	9	12:26:36.713	56.299	16.423	20.801	19.075	101.1	122.7
16	12:32:40.751	54.038	15.574	20.080	18.384	114.9	130.6	10	12:27:33.602	56.889	16.669	20.952	19.268	100.0	122.5
17	12:33:35.781	55.030	15.721	20.993	18.316	112.2	124.5	11	12:28:31.680	58.078	16.647	21.473	19.958	100.5	121.4
18	12:34:29.393	53.612	15.575	20.081	17.956	113.4	125.9	12	12:29:30.487	58.807	16.544	21.250	21.013	101.4	120.9
(90) William PATERSON								13	12:30:28.138	57.651	16.672	21.669	19.310	99.9	120.7
1	12:18:58.565	56.420	17.056	21.080	18.284	108.4	88.3	14	12:31:24.707	56.569	16.473	20.832	19.264	100.8	121.6
2	12:19:53.689	55.124	15.441	21.316	18.367	109.3	130.3	15	12:32:21.380	56.673	16.548	20.823	19.302	100.9	120.3
3	12:20:48.498	54.809	15.850	20.785	18.174	110.2	129.3	16	12:33:18.225	56.845	16.810	20.910	19.125	100.6	121.1
4	12:21:42.906	54.408	15.576	20.623	18.209	110.0	129.6	17	12:34:17.566	59.341	16.724	21.340	21.277	101.2	122.7
5	12:22:39.759	56.853	15.533	22.825	18.495	110.4	130.3	18	12:35:15.756	58.190	16.857	21.943	19.390	100.8	106.5
6	12:23:35.030	55.271	16.318	20.910	18.043	108.9	127.8	(86) Adam MORRISON							
7	12:24:29.587	54.557	16.026	20.381	18.150	110.0	131.8	1	12:19:02.881	58.952	18.243	21.452	19.257	93.9	78.9
8	12:25:24.065	54.478	15.393	20.870	18.215	110.6	131.1	2	12:20:01.283	58.402	17.347	21.667	19.388	94.0	117.5
9	12:26:19.098	55.033	15.590	21.144	18.299	108.6	131.6	3	12:20:58.618	57.335	16.950	21.111	19.274	95.1	116.9
10	12:27:14.585	55.487	15.672	20.952	18.863	109.7	132.6	4	12:21:56.023	57.405	16.847	21.262	19.296	95.5	116.3
11	12:28:09.963	55.378	16.209	21.039	18.130	109.1	125.4	5	12:22:53.314	57.291	16.919	21.052	19.320	95.2	115.7
12	12:29:04.180	54.217	15.409	20.465	18.343	110.2	132.9	6	12:23:52.263	58.949	16.998	22.091	19.860	94.7	115.9
13	12:29:58.085	53.905	15.633	20.404	17.868	109.3	131.8	7	12:24:50.648	58.385	17.078	21.927	19.380	93.9	114.3
14	12:30:54.769	56.684	15.536	22.564	18.584	100.2	130.8	8	12:25:48.783	58.135	16.925	21.533	19.677	94.7	114.7
15	12:31:48.355	53.586	15.521	20.342	17.723	109.8	121.1	9	12:26:47.274	58.491	17.166	21.864	19.461	94.1	114.5
16	12:32:42.013	53.658	15.549	19.974	18.135	109.5	131.8	10	12:27:46.073	58.799	17.107	21.649	20.043	93.3	115.3
17	12:33:37.014	55.001	15.565	20.710	18.726	109.5	130.8	11	12:28:44.484	58.411	17.483	21.252	19.676	93.9	107.7
18	12:34:30.177	53.163	15.264	20.308	17.591	109.3	128.8	12	12:29:43.772	59.288	17.432	21.536	20.320	92.9	110.9
(10) Mark THOMSON								13	12:30:42.896	59.124	17.271	21.930	19.923	91.4	111.8
1	12:18:58.109	56.057	16.399	21.449	18.209	111.1	98.3	14	12:31:41.480	58.584	17.230	21.945	19.409	93.6	110.4
2	12:19:54.275	56.166	15.950	22.111	18.105	116.7	135.6	15	12:32:39.663	58.183	17.077	21.557	19.549	94.8	114.1
3	12:20:48.793	54.518	15.662	21.221	17.635	115.9	134.2	16	12:33:38.990	59.327	17.489	22.192	19.646	91.8	112.6
4	12:21:43.454	54.661	15.609	21.150	17.902	113.9	131.6	17	12:34:39.839	1:00.849	17.953	22.243	20.653	94.0	115.3
5	12:22:39.649	56.195	15.585	22.693	17.917	115.1	134.2	(3) Michael ANDERSON							
6	12:23:34.546	54.897	15.792	21.190	17.915	116.5	134.5	1	12:19:06.469	1:01.310	18.468	23.340	19.502	98.1	94.8
7	12:24:28.812	54.266	15.776	20.630	17.860	117.1	136.4	2	12:20:06.283	59.814	17.291	23.078	19.445	96.4	122.5
8	12:25:23.051	54.239	15.555	20.770	17.914	115.1	139.2	3	12:21:05.436	59.153	17.713	22.231	19.209	99.3	122.0
9	12:26:18.731	55.680	15.632	21.665	18.383	116.3	137.2	4	12:22:04.769	59.333	17.462	22.668	19.203	96.4	123.1
10	12:27:14.613	55.882	16.025	21.950	17.907	115.3	130.3	5	12:23:03.529	58.760	17.211	22.213	19.336	98.7	122.7
11	12:28:09.378	54.765	15.514	21.256	17.995	117.7	137.8	6	12:24:01.476	57.947	17.030	21.644	19.273	103.2	124.3
12	12:29:03.524	54.146	15.169	20.966	18.011	117.7	139.8	7	12:25:00.195	58.719	17.313	22.059	19.347	103.2	122.7
13	12:30:05.191	1:01.667	15.418	27.865	18.384	116.1	139.5	8	12:25:58.350	58.155	17.366	21.765	19.024	102.1	123.6
14	12:31:01.470	56.279	15.782	22.344	18.153	98.1	133.9	9	12:26:56.665	58.315	17.162	21.778	19.375	102.9	124.3
15	12:31:58.602	57.132	15.356	23.701	18.075	105.5	138.4	10	12:27:54.948	58.283	17.147	21.911	19.225	102.9	124.0
16	12:32:54.899	56.297	16.019	22.346	17.932	84.5	137.0	11	12:28:53.479	58.531	17.336	21.949	19.246	100.0	123.6
17	12:33:50.875	55.976	15.567	22.332	18.077	108.4	133.7	12	12:29:52.551	59.072	17.311	22.282	19.479	101.7	122.7
18	12:34:46.105	55.230	15.618	21.429	18.183	117.3	137.8	13	12:30:53.484	1:00.933	17.109	23.664	20.160	97.1	120.3
(179) Cameron BRYDON								14	12:31:53.247	59.763	17.244	23.146	19.373	103.6	120.5
1	12:19:00.869	57.914	17.906	21.226	18.782	104.2	85.6	15	12:32:52.511	59.264	16.864	22.163	20.237	103.6	124.0
2	12:19:57.353	56.484	17.098	20.769	18.617	101.7	123.8	16	12:33:51.347	58.836	17.147	22.056	19.633	101.5	121.1
3	12:20:52.918	55.565	16.504	20.544	18.517	102.3	123.4	17	12:34:50.135	58.788	17.280	22.112	19.396	102.3	121.1
4	12:21:48.502	55.584	16.389	20.632	18.563	102.5	124.3	(19) Harvey GILLANDERS							
5	12:22:44.767	56.265	16.746	20.688	18.831	101.7	123.1	1	12:19:04.183	1:00.301	18.657	22.109	19.535	95.5	86.4
6	12:23:41.918	57.151	16.520	21.672	18.959	100.9	121.1	2	12:20:02.656	58.473	16.917	22.161	19.395	95.6	121.4
7	12:24:38.208	56.290	16.759	20.728	18.803	101.1	120.0	3							



KMSC/SMRC Race meeting AC

KMSC Modsports Championship

Knockhill AC 1.271 miles

Race 3 - 1st Race

01/06/2024 12:20

Race (15:00 and 1 Laps) started at 12:17:55

Lap	Time of Day	Lap Tm	S1	S2	S3	S1Spd	SFSpd	Lap	Time of Day	Lap Tm	S1	S2	S3	S1Spd	SFSpd
9	12:26:55.571	58.521	17.271	21.864	19.386	98.5	120.7	7	12:25:20.704	1:01.495	18.145	22.635	20.715	86.9	108.9
10	12:27:53.920	58.349	17.069	21.728	19.552	99.7	122.5	8	12:26:22.558	1:01.854	18.248	23.196	20.410	86.0	106.5
11	12:28:52.058	58.138	17.031	21.580	19.527	99.6	119.8	9	12:27:24.896	1:02.338	18.258	22.655	21.425	85.9	107.5
12	12:29:51.713	59.655	16.973	23.095	19.587	96.1	120.5	10	12:28:26.972	1:02.076	18.356	22.646	21.074	87.7	105.8
13	12:30:52.808	1:01.095	17.404	22.936	20.755	87.0	119.2	11	12:29:31.220	1:04.248	18.415	23.787	22.046	86.6	105.2
14	12:31:52.909	1:00.101	17.246	23.271	19.584	96.6	119.2	12	12:30:33.195	1:01.975	18.464	22.680	20.831	85.3	106.9
15	12:32:52.965	1:00.056	17.516	22.253	20.287	96.8	120.3	13	12:31:34.696	1:01.501	18.362	22.504	20.635	85.6	105.7
16	12:33:53.529	1:00.564	17.240	23.174	20.150	99.9	119.2	14	12:32:35.895	1:01.199	18.397	22.386	20.416	86.3	104.9
17	12:34:57.515	1:03.986	19.393	24.431	20.162	90.0	105.3	15	12:33:38.143	1:02.248	18.238	22.736	21.274	86.1	105.7
								16	12:34:40.983	1:02.840	18.230	23.732	20.878	87.4	104.4

(155) Adam KINDNESS

1	12:19:02.701	59.042	18.104	21.580	19.358	94.4	83.6
2	12:20:01.306	58.605	17.367	21.437	19.801	95.2	115.5
3	12:20:59.678	53.572	17.335	21.450	19.587	94.1	113.9
4	12:21:58.283	58.605	17.507	21.329	19.769	91.3	114.3
5	12:22:56.732	58.449	17.304	21.489	19.656	93.2	110.2
6	12:23:55.277	58.545	17.350	21.469	19.726	92.7	109.5
7	12:24:54.994	59.717	17.623	21.482	20.612	90.6	109.5
8	12:25:54.106	59.112	17.626	21.597	19.889	88.5	105.7
9	12:26:52.781	58.675	17.528	21.429	19.718	89.6	107.7
10	12:27:51.622	58.841	17.512	21.375	19.954	90.2	108.8
11	12:28:50.336	58.714	17.534	21.440	19.740	90.9	107.4
12	12:29:51.686	1:01.350	17.580	23.740	20.030	91.4	108.4
13	12:30:54.820	1:03.134	17.953	22.652	22.529	91.8	109.1
14	12:31:56.339	1:01.519	18.459	22.428	20.632	85.3	97.4
15	12:32:58.233	1:01.894	17.990	23.489	20.415	86.8	105.3
16	12:33:58.628	1:00.395	17.931	22.161	20.303	85.9	104.7
17	12:34:57.991	59.363	17.782	21.750	19.831	87.4	104.2

(129) Andrew HERRON

1	12:19:16.732	1:09.456	20.667	25.974	22.815	82.4	81.4
2	12:20:24.159	1:07.427	19.753	25.246	22.428	81.9	99.4
3	12:21:31.208	1:07.049	19.769	24.998	22.282	83.7	100.5
4	12:22:39.035	1:07.827	19.742	25.370	22.715	82.3	100.9
5	12:23:47.392	1:08.357	20.336	25.637	22.384	82.8	97.5
6	12:24:56.792	1:09.400	19.776	25.483	24.141	83.1	99.9
7	12:26:07.139	1:10.347	20.505	25.774	24.068	82.3	96.7
8	12:27:15.905	1:08.766	20.953	24.918	22.895	80.7	99.6
9	12:28:24.244	1:08.339	20.095	24.657	23.587	82.1	98.3
10	12:29:31.175	1:06.931	19.656	24.909	22.366	81.2	97.7
11	12:30:39.460	1:08.285	20.480	25.408	22.397	75.1	97.1
12	12:31:47.298	1:07.838	19.604	25.963	22.271	81.0	100.6
13	12:32:55.049	1:07.751	19.663	24.345	23.743	84.0	97.8
14	12:34:04.505	1:09.456	20.050	25.772	23.634	80.7	97.7
15	12:35:10.827	1:06.522	19.410	24.832	22.080	84.8	98.3

(99) Philip WEBSTER

1	12:19:18.609	1:09.578	20.536	25.791	23.251	76.6	74.0
2	12:20:27.531	1:03.922	19.874	25.643	23.405	76.2	90.9
3	12:21:36.934	1:09.403	19.688	26.052	23.663	76.2	90.1
4	12:22:46.537	1:09.603	19.925	26.035	23.643	75.7	90.0
5	12:23:56.279	1:09.742	19.939	25.752	24.051	75.5	89.8
6	12:25:06.101	1:09.822	20.158	25.951	23.713	75.4	89.8
7	12:26:16.155	1:10.054	20.078	26.158	23.818	75.1	89.7
8	12:27:25.752	1:09.597	20.198	25.708	23.691	74.4	88.9
9	12:28:35.548	1:09.796	20.106	25.601	24.089	75.2	89.2
10	12:29:45.548	1:10.000	20.209	25.785	24.006	74.5	88.2
11	12:30:55.739	1:10.191	20.079	25.793	24.319	74.6	88.6
12	12:32:07.234	1:11.495	20.280	26.309	24.906	75.3	88.6
13	12:33:17.683	1:10.449	20.505	25.566	24.378	74.8	88.1
14	12:34:27.158	1:09.475	20.262	25.408	23.805	74.9	88.2
15	12:35:36.802	1:09.644	20.362	25.140	24.142	74.2	88.6

(14) Michael IMRIE

1	12:19:05.329	1:00.854	18.581	22.386	19.887	91.9	81.9
2	12:20:04.902	59.573	17.770	21.981	19.822	92.4	111.1
3	12:21:04.560	59.658	17.834	22.039	19.785	91.8	111.8
4	12:22:03.960	59.400	17.874	21.700	19.826	91.9	110.7
5	12:23:03.286	59.326	17.631	21.953	19.742	91.3	109.7
6	12:24:03.114	59.828	17.845	22.013	19.970	91.3	110.6
7	12:25:05.203	1:02.089	17.964	23.043	21.082	90.8	109.7
8	12:26:05.385	1:00.182	17.853	21.996	20.333	91.3	107.2
9	12:27:05.702	1:00.317	17.896	22.231	20.190	90.9	109.1
10	12:28:06.336	1:00.634	17.948	22.431	20.255	90.0	108.9
11	12:29:08.643	1:02.307	18.695	22.796	20.816	75.0	108.6

(26) James STRACHAN

1	12:19:12.613	1:05.905	19.858	24.376	21.671	85.1	81.5
2	12:20:17.295	1:04.682	18.696	24.453	21.533	86.8	102.1
3	12:21:21.882	1:04.587	18.521	24.418	21.648	87.7	103.4
4	12:22:26.955	1:05.073	19.226	24.143	21.704	85.3	100.2
5	12:23:32.872	1:05.917	19.986	24.461	21.470	86.7	103.1
6	12:24:39.030	1:06.158	20.143	24.217	21.798	82.2	104.0
7	12:25:43.941	1:04.911	18.797	24.919	21.195	85.5	102.6

(21) Louise STRACHAN

1	12:19:08.483	1:02.966	18.923	23.563	20.480	90.4	87.0
2	12:20:10.728	1:02.245	18.213	22.953	21.079	87.7	108.1
3	12:21:12.490	1:01.762	18.390	22.862	20.510	88.2	107.0
4	12:22:14.640	1:02.150	18.532	23.161	20.457	85.9	106.0
5	12:23:16.825	1:02.185	18.770	22.868	20.547	85.6	107.2
6	12:24:19.209	1:02.384	18.486	22.910	20.988	86.9	106.2

Clerk of the Course

Sig : Time :
 Chief Timekeeper : Ian Sharp (SMART Timing)
 Results available at www.smart-timing.co.uk and www.speedhive.com

Orbits





KMSC/SMRC Race meeting AC

Lapchart

KMSC Modsports Championship

Knockhill AC 1.271 miles

Race 3 - 1st Race

01/06/2024 12:20

Race (15:00 and 1 Laps) started at 12:17:55



Competitors	Laps																		
	0	1	2	3	4	5	6	7	8	9	10	11	12	13	14	15	16	17	18
Ron CUMMING (9)	1	9	9	9	9	9	9	9	9	9	9	9	9	9	9	9	9	9	9
Mark THOMSON (10)	2	10	10	90	90	90	10	10	10	10	10	90	10	10	90	90	90	90	90
William PATERSON (90)	3	90	90	10	10	10	90	90	90	90	10	90	90	10	10	10	10	10	10
Shaun DAVIDSON (32)	4	32	32	179	179	179	179	179	179	179	179	179	179	179	179	179	179	179	179
Cameron BRYDON (179)	5	179	179	32	32	32	32	32	32	32	32	32	32	32	32	32	32	32	32
Adam KINDNESS (155)	6	155	155	86	86	86	86	86	86	86	86	86	86	86	86	86	86	86	86
Harvey GILLANDERS (19)	7	19	86	155	155	155	155	155	155	155	155	155	155	19	19	3	3	3	3
Adam MORRISON (86)	8	86	19	19	19	19	19	19	19	19	19	19	19	3	3	19	19	19	19
Michael IMRIE (14)	9	14	14	14	14	14	3	3	3	3	3	3	3	155	155	155	155	155	155
David ROBB (37)	10	37	37	37	37	37	3	14	37	37	37	37	37	37	37	37	37	37	37
Natalie COWIE (31)	11	31	31	3	3	3	37	37	14	14	14	14	31	31	31	31	31	31	31
Michael ANDERSON (3)	12	3	3	31	31	31	31	31	31	31	31	31	21	21	21	21	21	21	21
Louise STRACHAN (21)	13	21	21	21	21	21	21	21	21	21	21	21	129	129	129	129	129	129	129
James STRACHAN (26)	14	26	26	26	26	26	26	26	26	129	129	129	129	99	99	99	99	99	99
Andrew HERRON (129)	15	129	129	129	129	129	129	129	129	99	99	99	99						
Philip WEBSTER (99)	16	99	99	99	99	99	99	99	99										

Clerk of the Course

Orbits

Sig : Time :
Chief Timekeeper : Ian Sharp (SMART Timing)
Results available at www.smart-timing.co.uk and www.speedhive.com





KMSC/SMRC Race meeting AC

KMSC Modsports Championship

Knockhill AC 1.271 miles

Race 8 - 2nd Race

01/06/2024 15:40

Race (15:00 and 1 Laps)



1 x 1 Grid format

POLE POSITION

1	1 9 Ron CUMMING	2 90 William PATERSON
	3 10 Mark THOMSON	
3	5 32 Shaun DAVIDSON	6 86 Adam MORRISON
	7 3 Michael ANDERSON	
5	9 155 Adam KINDNESS	10 37 David ROBB
	11 31 Natalie COWIE	
7	13 129 Andrew HERRON	14 99 Philip WEBSTER
	15 14 Michael IMRIE	





KMSC/SMRC Race meeting AC

Sorted on best lap time

Super Lap Scotland Knockhill AC 1.271 miles

Qualifying - AMENDED RESULT 01/06/2024 13:30

Practice (20:00 Time) started at 13:31:00

Pos	No.	Name	Make/Model	CC	Class	Laps	Best Tm	Diff	Best Speed	2nd Best
1	63	Lloyd JAMIESON	Ford Escort Cosworth	1998	P	9	57.103		80.148	58.242
2	155	Adam KINDNESS	Mini Cooper S R53	1600S	D	7	58.325	1.222	78.469	1:09.368
3	9	Steven ARKLEY	Westfield Megabus	1440	B	12	58.506	1.403	78.226	58.939
4	48	Rab JOBSON	Audi S3	2000	E	15	58.916	1.813	77.681	58.974
5	33	Brian VERBARG	Honda EP3	2000	C	10	1:02.069	4.966	73.735	1:02.332
6	23	Andrew COWIE	Subaru Impreza	2100	E	6	1:02.877	5.774	72.788	1:03.218
7	17	Marc THOMSON	Mini Cooper S R53	1600S	F	13	1:03.804	6.701	71.730	1:03.846
8	5	Alex MILNE	Renault Megane R26	1995	E	7	1:04.541	7.438	70.911	1:05.466
9	29	Carl WALKER	Renault Clio 172	2000	F	11	1:05.423	8.320	69.955	1:05.555
10	56	Andrew FAHEY	Renault Megane	2000	F	15	1:05.969	8.866	69.376	1:06.926
11	6	Martin HUTTON	Peugeot 106	1124	G	7	1:07.055	9.952	68.253	1:07.911

Announcements

- Car No.155 - Selected lap times disallowed - Exceeding track limits
- AMENDED RESULT 14:05 - Car No.63 re-classified
- AMENDED RESULT 15:41 - Car No.33 re-classified

Clerk of the Course Orbits

Sig : Time :
 Chief Timekeeper : Ian Sharp (SMART Timing)
 Results available at www.smart-timing.co.uk and www.speedhive.com





KMSC/SMRC Race meeting AC

Super Lap Scotland

Knockhill AC 1.271 miles

Qualifying

01/06/2024 13:30

Practice (20:00 Time) started at 13:31:00

Lap	Time of Day	Lap Tm	S1	S2	S3	S1Spd	SFSpd	Lap	Time of Day	Lap Tm	S1	S2	S3	S1Spd	SFSpd
(63) Lloyd JAMIESON								(5) Alex MILNE							
1	13:34:01.996	1:22.642	31.259	28.864	22.519	63.1	20.8	1	13:32:38.541	1:15.855	26.099	27.120	22.636	80.2	30.6
2	13:35:05.605	1:03.609	18.340	23.855	21.414	89.5	101.1	2	13:33:45.415	1:06.874	19.290	24.960	22.624	86.8	106.7
3	13:36:06.060	1:00.455	17.573	22.890	19.992	97.3	110.9	3	13:34:50.881	1:05.466	19.012	24.886	21.568	88.8	100.6
4	13:37:09.088	1:03.028	17.580	25.104	20.344	89.0	118.8	4	13:35:57.109	1:06.228	19.910	24.398	21.920	87.8	103.7
5	13:38:09.129	1:00.041	17.493	22.263	20.285	100.6	115.9	5	13:37:04.014	1:06.905	19.456	24.525	22.924	79.0	106.7
6	13:39:08.018	58.889	16.891	22.475	19.523	100.0	120.7	6	13:38:09.892	1:05.878	19.271	24.294	22.313	88.6	104.5
7	13:40:07.320	59.302	17.318	22.399	19.585	100.5	118.4	7	13:39:14.433	1:04.541	18.868	24.203	21.470	88.2	105.2
8	13:41:05.562	58.242	16.724	22.245	19.273	99.7	123.1								
9	13:42:02.665	57.103	16.297	21.597	19.209	103.1	123.8								

(155) Adam KINDNESS								(9) Steven ARKLEY							
1	13:37:21.590	1:09.578	23.642	24.087	21.849	73.9	30.1	1	13:32:35.931	1:27.236	26.635	36.883	23.718	73.4	23.6
2	13:38:30.958	1:09.368	18.539	28.957	21.872	80.4	96.6	2	13:33:42.928	1:06.997	19.129	26.420	21.448	96.8	95.6
3	13:39:29.292	58.334	17.407	21.332	19.595	92.6	111.7	3	13:34:44.243	1:01.315	17.251	24.034	20.030	102.3	118.1
4	13:40:32.489	1:03.197	17.292	21.574	24.331	94.3	114.9	4	13:39:03.151	4:18.908	17.042	22.974	3:38.892	106.0	120.7
5	13:41:42.715	1:10.226	21.165	27.832	21.229	79.2	75.7	5	13:40:16.852	1:13.701	26.738	26.215	20.748	84.0	26.4
6	13:42:58.712	1:15.997	23.827	30.399	21.771	61.5	114.3	6	13:41:18.538	1:01.686	16.764	23.993	20.929	98.7	118.5
7	13:43:57.037	58.325	17.086	21.666	19.573	94.1	114.9	7	13:42:17.477	58.939	16.434	22.746	19.759	104.9	121.4

(48) Rab JOBSON								(29) Carl WALKER							
1	13:32:42.910	1:16.086	24.744	31.034	20.308	59.4	29.2	1	13:33:15.945	1:18.502	27.027	28.620	22.855	65.3	26.4
2	13:33:44.828	1:01.918	17.273	23.338	21.307	91.6	114.7	2	13:34:23.029	1:07.084	19.843	24.773	22.468	82.0	99.1
3	13:34:45.199	1:00.371	17.555	22.222	20.594	91.8	112.8	3	13:35:29.077	1:06.048	19.582	24.240	22.226	82.1	99.0
4	13:35:46.718	1:01.519	17.626	21.829	22.064	90.7	114.3	4	13:36:35.796	1:06.719	19.718	24.881	22.120	81.7	100.0
5	13:36:48.416	1:01.698	18.224	23.620	19.854	85.5	105.8	5	13:37:42.334	1:06.538	19.947	23.838	22.753	81.3	100.6
6	13:37:47.451	59.035	17.471	21.710	19.854	91.3	113.5	6	13:38:47.889	1:05.555	19.354	23.964	22.237	83.3	100.3
7	13:38:47.672	1:00.221	17.316	21.613	21.292	92.6	113.4	7	13:40:07.216	1:19.327	23.328	29.937	26.062	45.6	101.4
8	13:39:46.646	58.974	17.471	21.630	19.873	90.6	110.7	8	13:41:23.050	1:15.834	23.755	29.105	22.974	55.3	64.2
9	13:41:07.875	1:21.229	27.409	33.780	20.040	40.8	93.3	9	13:42:28.473	1:05.423	19.379	23.829	22.215	83.8	100.9
10	13:42:07.015	59.140	17.482	21.824	19.834	91.7	112.4	10	13:43:39.694	1:11.221	19.658	24.438	27.125	81.8	101.2
11	13:43:34.788	1:27.773	24.472	34.614	28.687	37.9	95.9	11	13:44:49.478	1:09.784	21.893	25.002	22.889	79.9	69.0
12	13:44:43.323	1:08.535	21.553	26.519	20.463	73.5	83.4								
13	13:45:42.239	58.916	17.447	21.519	19.950	92.3	113.4								
14	13:46:41.340	59.101	17.498	21.572	20.031	91.6	112.6								
15	13:48:05.252	1:23.912	21.185	30.899	31.828	68.8	112.0								

(33) Brian VERBARG								(56) Andrew FAHEY							
1	13:32:25.954	1:25.800	28.804	31.862	25.134	66.6	28.8	1	13:33:17.972	1:29.613	28.106	32.935	28.572	57.7	33.6
2	13:33:35.932	1:09.978	21.135	27.003	21.840	83.5	93.9	2	13:34:31.315	1:13.343	21.674	28.175	23.494	76.3	85.9
3	13:34:41.181	1:05.249	18.924	25.321	21.004	99.6	102.5	3	13:35:42.977	1:11.662	18.893	26.010	26.759	86.1	105.0
4	13:35:44.259	1:03.078	18.213	23.656	21.209	102.5	106.2	4	13:37:06.462	1:23.485	25.388	29.971	28.126	66.8	83.2
5	13:36:50.705	1:06.446	21.732	24.446	20.268	90.3	93.5	5	13:38:22.547	1:16.085	23.197	26.659	26.229	73.0	82.8
6	13:37:53.518	1:02.813	18.556	23.855	20.402	98.4	113.2	6	13:39:38.644	1:16.097	21.087	31.382	23.628	73.1	94.4
7	13:38:55.850	1:02.332	18.580	23.334	20.418	102.9	110.0	7	13:40:46.048	1:07.404	19.193	25.794	22.417	84.6	104.5
8	13:39:57.919	1:02.069	17.867	23.798	20.404	101.2	113.5	8	13:41:54.175	1:08.127	19.765	25.765	22.597	84.8	105.2
9	13:41:28.431	1:30.512	24.987	33.583	31.942	52.4	105.2	9	13:43:02.459	1:08.284	19.443	26.243	22.598	83.9	105.7
10	13:42:50.782	1:22.351	23.737	32.525	26.089	66.5	66.9	10	13:44:19.147	1:16.688	19.147	34.807	22.734	83.9	105.0
								11	13:45:26.136	1:06.989	19.237	25.267	22.485	84.6	105.0
								12	13:46:48.376	1:22.240	23.634	29.979	28.627	67.3	103.1
								13	13:48:05.857	1:17.481	23.369	30.757	23.355	65.4	73.7
								14	13:49:12.783	1:06.926	19.448	25.216	22.262	85.6	105.3
								15	13:50:18.752	1:05.969	19.065	25.098	21.806	85.8	105.5

(23) Andrew COWIE								(6) Martin HUTTON							
1	13:32:45.215	1:16.846	24.145	31.028	21.673	64.0	35.6	1	13:33:21.821	1:22.728	28.783	29.509	24.436	62.5	27.6
2	13:33:48.092	1:02.877	18.203	23.800	20.874	87.7	111.3	2	13:34:33.242	1:11.421	20.655	26.301	24.465	78.2	94.1
3	13:34:51.310	1:03.218	17.824	24.264	21.130	94.1	110.6	3	13:35:41.153	1:07.911	20.006	24.276	23.629	81.2	95.3
4	13:35:59.879	1:08.569	19.492	25.866	23.211	73.7	111.1	4	13:36:48.208	1:07.055	20.052	24.302	22.701	80.2	93.3
5	13:37:16.138	1:16.259	22.891	28.231	25.137	77.0	81.8	5	13:37:57.814	1:09.606	21.508	25.122	22.976	71.5	96.3
6	13:39:45.998	2:29.860	20.155	24.471	1:45.234	82.0	90.7	6	13:39:06.016	1:08.202	19.876	24.695	23.631	80.6	96.1
								7	13:40:29.418	1:23.402	25.204	28.932	29.266	59.5	82.7

(17) Marc THOMSON							
1	13:32:38.991	1:19.690	25.427	29.225	25.038	76.2	27.1

Clerk of the Course Orbits

Sig : Time :
 Chief Timekeeper : Ian Sharp (SMART Timing)
 Results available at www.smart-timing.co.uk and www.speedhive.com
 Printed: 01/06/2024 13:54:11

**KMSC/SMRC Race meeting AC****Sorted on Laps**

Scottish Legends Championship

Knockhill AC 1.271 miles

Race 4 - Heat 2

01/06/2024 14:00

Race (8 Laps) started at 13:56:43

Pos	No.	Name	Make/Model	CC	Class	Laps	Total Tm	Diff	Best Tm	In Lap	2nd Best
1	52	Stewart BLACK	Legend Coupe	1250	L	8	7:57.354		57.879	3	58.143
2	8	Steve WHITELEGG	Legend Coupe	1250	L T	8	7:58.080	0.726	58.696	7	58.773
3	24	Matthew PAPE	Legend Coupe	1250	L	8	8:02.803	5.449	58.653	4	59.076
4	85	Mark BEATY	Legend Coupe	1250	L	8	8:08.839	11.485	58.825	4	59.479
5	95	Maxim POPELYUSHKO	Legend Coupe	850	L	8	8:10.326	12.972	59.643	3	59.684
6	77	Michael WEDDELL	Legend Coupe	1250	L R	8	8:10.442	13.088	59.149	5	59.695
7	35	Neil SHENTON	Legend Coupe	1250	L	8	8:12.147	14.793	1:00.380	8	1:00.471
8	9	Colin ATKINSON	Legend Coupe	899	L	8	8:15.237	17.883	59.824	4	1:00.237
9	86	Jon CRITCHLOW	Legend Sedan	1250	L	8	8:15.325	17.971	59.490	3	59.556
10	28	David ALLAN	Legend Coupe	890	L	8	8:16.740	19.386	59.043	7	59.773
11	10	Ross HODGSON	Legend Coupe	1300	L R	8	8:17.673	20.319	59.548	2	59.642
12	55	Stuart McANDREW	Legend Coupe	1250	L	8	8:18.715	21.361	1:00.658	3	1:00.969
13	46	Brent BOWIE	Legend Coupe	1250	L	8	8:18.825	21.471	1:00.696	4	1:00.773
14	27	Grant HUNTER	Legend Coupe	890	L R	8	8:22.333	24.979	1:01.167	7	1:01.460
15	43	Jonty NORMAN	Legend Sedan	1250	L	8	8:22.347	24.993	1:00.837	5	1:00.901
16	333	Bill READ	Legend Coupe	890	L	8	8:23.341	25.987	1:00.778	8	1:00.909
17	30	Mark FRENCH	Legend Coupe	1250	L	8	8:23.498	26.144	1:00.634	8	1:00.956
18	37	Ivor GREENWOOD	Legend Coupe	1250	L	8	8:30.564	33.210	1:00.177	2	1:01.160
19	53	Stuart ROBERTSON	Legend Coupe	850	L	8	8:40.300	42.946	1:02.744	2	1:02.747
20	66	Alastair CALDERWOOD	Legend Sedan	1250	L	7	8:06.744	1 Lap	1:05.613	2	1:07.626
Not classified											
DNF	26	Scott HYNDS	Legend Coupe	1250	L	4	4:16.289	DNF	59.805	4	1:00.065
DNF	6	Gary ATKINSON	Legend Sedan-Van	899	L R	2	2:17.857	DNF	1:06.160	2	1:06.215

Announcements

New Track Record (57.879) for KMSC Legends by Stewart BLACK.

Margin of Victory	Avg. Speed	Best Lap Tm	Best Speed	Best Lap by
0.726	76.701	57.879	79.073	52 - Stewart BLACK

Clerk of the Course**Orbits**

Sig : Time :
 Chief Timekeeper : Ian Sharp (SMART Timing)
 Results available at www.smart-timing.co.uk and www.speedhive.com





KMSC/SMRC Race meeting AC

Scottish Legends Championship

Knockhill AC 1.271 miles

Race 4 - Heat 2

01/06/2024 14:00

Race (8 Laps) started at 13:56:43

Lap	Time of Day	Lap Tm	S1	S2	S3	S1Spd	SFSpd	Lap	Time of Day	Lap Tm	S1	S2	S3	S1Spd	SFSpd
(52) Stewart BLACK															
1	13:57:50.612	1:01.637	18.906	22.309	20.422	94.3	91.9	3	13:59:56.135	1:00.438	17.568	22.479	20.391	94.4	112.8
2	13:58:48.755	58.143	17.064	21.299	19.780	94.0	110.0	4	14:00:55.959	59.824	17.549	22.074	20.201	93.9	109.8
3	13:59:46.634	57.879	17.012	21.112	19.755	93.6	108.6	5	14:01:56.196	1:00.237	17.347	22.284	20.606	94.3	109.3
4	14:00:45.355	58.721	17.766	21.252	19.703	92.1	108.4	6	14:02:57.070	1:00.874	17.739	22.563	20.572	92.1	109.7
5	14:01:43.697	58.342	17.210	21.232	19.900	92.4	107.0	7	14:03:57.341	1:00.271	17.356	22.277	20.638	92.7	107.0
6	14:02:42.543	58.846	17.229	21.755	19.862	92.7	106.4	8	14:04:58.342	1:01.001	17.530	22.731	20.740	92.8	107.5
7	14:03:41.344	58.801	17.308	21.569	19.924	92.8	106.2	(86) Jon CRITCHLOW							
8	14:04:40.459	59.115	17.565	21.450	20.100	91.3	106.9	1	13:57:55.430	1:05.464	19.703	24.662	21.099	94.9	92.3
(8) Steve WHITELEGG															
1	13:57:48.431	1:00.163	17.916	21.873	20.374	92.6	86.7	2	13:58:57.706	1:02.276	17.889	23.149	21.238	95.6	111.3
2	13:58:47.608	59.177	17.552	21.531	20.094	92.1	105.7	3	13:59:57.196	59.490	17.939	21.660	19.891	93.3	111.3
3	13:59:46.726	59.118	17.330	21.663	20.125	92.2	105.7	4	14:00:57.799	1:00.603	17.729	22.496	20.378	91.6	110.2
4	14:00:45.910	59.184	17.869	21.577	19.738	93.1	105.3	5	14:01:58.063	1:00.264	17.475	22.589	20.200	94.1	109.1
5	14:01:44.822	58.912	17.213	21.609	20.090	93.6	108.8	6	14:02:58.372	1:00.309	18.091	22.318	19.900	92.9	107.7
6	14:02:43.716	58.894	17.117	21.831	19.946	92.9	104.9	7	14:03:58.874	1:00.502	17.626	22.462	20.414	93.7	110.0
7	14:03:42.412	58.696	17.024	21.642	20.030	93.1	106.5	8	14:04:58.430	59.556	18.013	21.777	19.766	92.6	107.0
8	14:04:41.185	58.773	17.280	21.488	20.005	93.1	106.9	(28) David ALLAN							
(24) Matthew PAPE															
1	13:57:50.755	1:02.072	19.016	22.320	20.736	94.9	88.1	1	13:57:55.985	1:06.443	19.662	24.827	21.954	95.6	90.9
2	13:58:50.100	59.345	17.345	21.923	20.077	96.8	111.1	2	13:58:58.224	1:02.239	18.358	22.936	20.945	96.0	109.3
3	13:59:49.176	59.076	17.260	21.617	20.199	93.1	108.6	3	13:59:59.198	1:00.974	17.891	22.714	20.369	95.9	110.6
4	14:00:47.829	58.653	17.179	21.485	19.989	92.2	106.4	4	14:00:59.004	59.806	17.566	21.982	20.258	94.3	106.9
5	14:01:47.156	59.327	17.195	22.176	19.956	92.2	106.9	5	14:02:00.203	1:01.199	17.900	22.319	20.980	94.5	109.3
6	14:02:46.294	59.138	17.199	21.865	20.074	92.4	106.0	6	14:03:01.029	1:00.826	17.690	22.321	20.815	93.7	106.4
7	14:03:45.512	59.218	17.358	21.696	20.164	91.4	106.0	7	14:04:00.072	59.043	17.418	21.759	19.866	92.7	109.7
8	14:04:45.908	1:00.396	17.310	22.131	20.955	93.5	106.0	8	14:04:59.845	59.773	17.534	21.914	20.325	95.1	109.3
(85) Mark BEATY															
1	13:57:54.367	1:04.633	18.911	24.537	21.185	94.9	89.6	(10) Ross HODGSON							
2	13:58:53.992	59.625	17.216	22.540	19.869	95.3	107.7	1	13:57:55.779	1:05.655	20.110	25.162	20.383	94.5	95.9
3	13:59:53.471	59.479	17.093	22.033	20.353	94.5	110.4	2	13:58:55.327	59.548	17.315	21.897	20.336	95.3	112.4
4	14:00:52.296	58.825	17.215	21.378	20.232	92.8	108.6	3	14:00:00.230	1:04.903	17.338	22.609	24.956	94.0	109.7
5	14:01:52.508	1:00.212	17.450	22.396	20.366	94.0	108.1	4	14:01:00.242	1:00.012	17.872	21.858	20.282	94.4	95.2
6	14:02:52.139	59.631	17.465	21.753	20.413	91.8	106.5	5	14:02:00.338	1:00.096	17.875	22.340	19.881	93.5	109.8
7	14:03:52.337	1:00.198	17.452	21.818	20.928	92.2	104.4	6	14:03:00.727	1:00.389	17.817	22.245	20.327	94.9	110.6
8	14:04:51.944	59.607	17.395	22.001	20.211	91.9	104.5	7	14:04:00.369	59.642	17.940	21.823	19.879	93.3	107.7
(95) Maxim POPELYUSHKO															
1	13:57:52.048	1:03.058	19.112	23.780	20.166	93.1	87.8	8	14:05:00.778	1:00.409	17.844	22.261	20.304	93.9	111.5
2	13:58:51.732	59.684	17.381	22.158	20.145	95.1	110.7	(55) Stuart McANDREW							
3	13:59:51.375	59.643	17.439	21.935	20.269	94.0	109.7	1	13:57:51.536	1:03.314	18.909	23.915	20.490	90.8	82.8
4	14:00:51.779	1:00.404	17.511	22.389	20.504	91.9	108.2	2	13:58:52.796	1:01.260	18.128	22.672	20.460	93.7	109.7
5	14:01:52.462	1:00.683	17.563	22.578	20.542	92.7	106.2	3	13:59:53.454	1:00.658	17.573	22.466	20.619	93.6	108.9
6	14:02:53.038	1:00.576	17.640	22.541	20.395	93.3	105.3	4	14:00:54.578	1:01.124	17.782	22.397	20.945	93.1	107.7
7	14:03:53.449	1:00.411	17.581	22.508	20.322	93.2	106.7	5	14:01:56.149	1:01.571	17.943	22.715	20.913	92.7	109.1
8	14:04:53.431	59.982	17.528	22.063	20.391	93.5	107.5	6	14:02:57.852	1:01.703	17.969	23.034	20.700	92.9	106.5
(77) Michael WEDDELL															
1	13:57:54.764	1:05.147	19.849	24.546	20.752	93.7	88.8	7	14:03:58.821	1:00.969	17.821	22.585	20.563	91.7	107.4
2	13:58:54.491	59.727	17.603	22.186	19.938	94.0	109.8	8	14:05:01.820	1:02.999	18.389	23.115	21.495	93.3	106.5
3	13:59:54.299	59.808	17.300	22.823	19.685	94.4	111.7	(46) Brent BOWIE							
4	14:00:53.994	59.695	17.620	21.820	20.255	91.7	110.9	1	13:57:49.597	1:01.601	18.788	22.647	20.166	93.2	81.0
5	14:01:53.143	59.149	17.403	21.377	20.369	92.2	107.5	2	13:58:54.060	1:04.463	21.599	22.604	20.260	91.2	107.2
6	14:02:53.119	59.976	17.648	22.105	20.223	92.2	107.5	3	13:59:56.609	1:02.549	17.415	23.606	21.528	92.9	106.9
7	14:03:53.497	1:00.378	17.782	22.416	20.180	92.8	108.2	4	14:00:57.305	1:00.696	17.625	22.610	20.461	91.3	107.0
8	14:04:53.547	1:00.050	17.629	22.174	20.247	92.9	109.3	5	14:01:58.481	1:01.176	17.848	23.061	20.267	90.2	105.3
(35) Neil SHENTON															
1	13:57:49.596	1:01.687	18.602	22.418	20.667	91.3	81.5	6	14:02:59.254	1:00.773	17.625	22.939	20.209	90.7	107.9
2	13:58:50.695	1:01.099	18.399	22.489	20.211	93.9	104.4	7	14:04:00.149	1:00.895	17.817	22.441	20.637	90.2	107.4
3	13:59:51.403	1:00.708	17.549	22.526	20.633	92.7	108.8	8	14:05:01.930	1:01.781	18.126	22.499	21.156	91.9	105.5
4	14:00:52.312	1:00.909	17.825	22.401	20.683	91.7	105.8	(27) Grant HUNTER							
5	14:01:53.121	1:00.809	17.741	22.416	20.652	93.1	106.4	1	13:57:53.250	1:04.895	19.510	24.694	20.691	95.1	85.8
6	14:02:54.401	1:01.280	17.862	22.641	20.777	92.8	106.0	2	13:58:55.346	1:02.096	17.979	23.275	20.842	94.7	108.8
7	14:03:54.872	1:00.471	17.779	22.257	20.435	90.8	104.7	3	13:59:56.828	1:01.482	18.071	23.089	20.322	96.0	110.0
8	14:04:55.252	1:00.380	17.702	22.096	20.582	90.4	105.5	4	14:00:58.288	1:01.460	18.957	22.303	20.200	94.7	111.8
(9) Colin ATKINSON															
1	13:57:54.996	1:05.419	18.962	24.826	21.631	95.2	92.3	5	14:02:00.332	1:02.044	17.971	23.310	20.763	95.5	110.4
2	13:58:55.697	1:00.701	17.976	22.630	20.095	94.5	106.5	6	14:03:02.499	1:02.167	18.272	23.567	20.328	95.1	107.5
(43) Jonty NORMAN															
1	13:57:55.165	1:05.988	19.620	24.915	21.453	96.7	90.2	7	14:04:03.666	1:01.167	18.419	22.262	20.486	95.3	108.9
2	13:58:57.597	1:02.432	17.950	23.106	21.376	94.7	111.3	8	14:05:05.438	1:01.772	18.543	22.578	20.651	95.1	107.4
3	13:59:59.393	1:01.796	18.172	23.276	20.348	96.0	108.8	(9) Colin ATKINSON							
4	14:01:00.518	1:01.125	17.997	22.352	20.776	94.8	111.1	1	13:57:54.996	1:05.419	18.962	24.826	21.631	95.2	92.3
5	14:02:01.355	1:00.837	17.572	22.904	20.361	93.5	112.0	2	13:58:55.697	1:00.701	17.976	22.630	20.095	94.5	106.5
6	14:														

**KMSC/SMRC Race meeting AC**

Scottish Legends Championship

Knockhill AC 1.271 miles

Race 4 - Heat 2

01/06/2024 14:00

Race (8 Laps) started at 13:56:43

Lap	Time of Day	Lap Tm	S1	S2	S3	S1Spd	SFSpd	Lap	Time of Day	Lap Tm	S1	S2	S3	S1Spd	SFSpd
7	14:04:03.985	1:00.901	18.023	22.394	20.484	95.6	109.8								
8	14:05:05.452	1:01.467	17.895	22.553	21.019	93.3	109.1								

(333) Bill READ

1	13:57:55.985	1:06.768	20.547	24.955	21.266	86.1	81.8
2	13:58:58.241	1:02.256	18.223	22.813	21.220	93.2	107.5
3	14:00:00.741	1:02.500	18.765	22.860	20.875	92.2	108.1
4	14:01:02.421	1:01.680	18.332	22.548	20.800	92.7	106.9
5	14:02:03.330	1:00.909	17.775	22.414	20.720	93.1	106.7
6	14:03:04.573	1:01.243	17.841	22.855	20.547	93.2	107.0
7	14:04:05.668	1:01.095	17.920	22.571	20.604	93.5	107.0
8	14:05:06.446	1:00.778	17.801	22.571	20.406	93.6	108.4

(30) Mark FRENCH

1	13:57:56.407	1:06.170	20.341	24.598	21.231	93.5	89.0
2	13:58:58.598	1:02.191	18.305	22.905	20.981	94.3	108.4
3	14:00:00.818	1:02.220	18.677	22.951	20.592	93.1	109.7
4	14:01:02.534	1:01.716	18.441	22.676	20.599	91.7	107.7
5	14:02:03.490	1:00.956	17.843	22.628	20.485	93.1	105.3
6	14:03:04.940	1:01.450	17.986	22.989	20.475	92.7	107.2
7	14:04:05.969	1:01.029	17.826	22.597	20.606	93.5	107.9
8	14:05:06.603	1:00.634	17.753	22.674	20.207	91.9	109.8

(37) Ivor GREENWOOD

1	13:57:49.925	1:01.160	18.369	22.643	20.148	96.4	90.6
2	13:58:50.102	1:00.177	17.768	21.872	20.537	92.6	110.6
3	13:59:54.311	1:04.209	17.593	26.261	20.355	94.3	106.9
4	14:00:57.840	1:03.529	19.216	23.684	20.629	89.6	109.1
5	14:02:00.432	1:02.592	17.897	22.889	21.806	94.1	106.4
6	14:03:02.325	1:01.893	18.371	22.914	20.608	95.1	96.7
7	14:04:11.372	1:09.047	17.694	21.996	29.357	92.8	107.9
8	14:05:13.669	1:02.297	18.309	23.009	20.979	91.6	97.5

(53) Stuart ROBERTSON

1	13:58:00.138	1:10.575	20.805	26.712	23.058	89.1	82.3
2	13:59:02.882	1:02.744	18.160	23.239	21.345	92.9	106.9
3	14:00:06.703	1:03.821	18.449	23.646	21.726	90.7	105.5
4	14:01:09.847	1:03.144	18.281	23.552	21.311	91.6	103.7
5	14:02:13.742	1:03.895	18.204	24.057	21.634	91.6	105.0
6	14:03:17.193	1:03.451	18.462	23.667	21.322	91.2	103.1
7	14:04:19.940	1:02.747	18.232	23.268	21.247	91.7	104.9
8	14:05:23.405	1:03.465	18.409	23.481	21.575	92.4	103.9

(66) Alastair CALDERWOOD

1	13:58:00.085	1:11.232	20.501	27.363	23.368	84.9	81.2
2	13:59:05.698	1:05.613	18.895	24.402	22.316	90.8	102.8
3	14:00:14.883	1:09.185	19.789	26.390	23.006	84.4	100.6
4	14:01:22.509	1:07.626	20.138	25.221	22.267	83.0	94.9
5	14:02:30.717	1:08.208	19.453	26.011	22.744	86.1	98.8
6	14:03:39.131	1:08.414	19.363	26.019	23.032	84.5	98.1
7	14:04:49.849	1:10.718	23.116	25.098	22.504	83.4	97.1

(26) Scott HYNDS

1	13:57:58.496	1:10.463	24.048	24.579	21.836	94.8	84.1
2	13:58:58.561	1:00.065	17.161	22.407	20.497	95.3	109.1
3	13:59:59.589	1:01.028	18.139	22.565	20.324	94.8	114.1
4	14:00:59.394	59.805	17.657	21.906	20.242	95.1	112.2

(6) Gary ATKINSON

1	13:57:54.802	1:06.215	19.184	25.270	21.761	92.6	84.1
2	13:59:00.962	1:06.160	19.760	24.237	22.163	90.1	104.0

Clerk of the Course

Orbits

Sig : Time :
 Chief Timekeeper : Ian Sharp (SMART Timing)
 Results available at www.smart-timing.co.uk and www.speedhive.com

Printed: 01/06/2024 14:09:34



RACE
WITH
RESPECT



KMSC/SMRC Race meeting AC

Lapchart

Scottish Legends Championship

Knockhill AC 1.271 miles

Race 4 - Heat 2

01/06/2024 14:00

Race (8 Laps) started at 13:56:43

Competitors	Laps									
	0	1	2	3	4	5	6	7	8	
Neil SHENTON (35)	1	35	8	8	52	52	52	52	52	52
Brent BOWIE (46)	2	46	35	52	8	8	8	8	8	8
Scott HYNDS (26)	3	26	46	24	24	24	24	24	24	24
Stuart McANDREW (55)	4	55	37	37	95	95	95	85	85	85
Steve WHITELEGG (8)	5	8	52	35	35	85	85	95	95	95
Grant HUNTER (27)	6	27	24	95	55	35	35	77	77	77
Gary ATKINSON (6)	7	6	55	55	85	77	77	35	35	35
Matthew PAPE (24)	8	24	95	85	77	55	55	9	9	9
Ivor GREENWOOD (37)	9	37	27	46	37	9	9	55	55	86
Alastair CALDERWOOD (66)	10	66	85	77	9	46	86	86	86	28
Stewart BLACK (52)	11	52	77	10	46	86	46	46	28	10
Maxim POPELYUSHKO (95)	12	95	6	27	27	37	28	10	46	55
Jonty NORMAN (43)	13	43	9	9	86	27	27	28	10	46
Bill READ (333)	14	333	43	43	28	28	10	37	27	27
David ALLAN (28)	15	28	86	86	43	26	37	27	43	43
Stuart ROBERTSON (53)	16	53	10	28	26	10	43	43	333	333
Colin ATKINSON (9)	17	9	28	333	10	43	333	333	30	30
Michael WEDDELL (77)	18	77	333	26	333	333	30	30	37	37
Mark BEATY (85)	19	85	30	30	30	30	53	53	53	53
Jon CRITCHLOW (86)	20	86	26	6	53	53	66	66	66	
Ross HODGSON (10)	21	10	66	53	66	66				
Mark FRENCH (30)	22	30	53	66						

Clerk of the Course

Orbits

Sig : Time :
 Chief Timekeeper : Ian Sharp (SMART Timing)
 Results available at www.smart-timing.co.uk and www.speedhive.com



KMSC/SMRC Race meeting AC
Sorted on Laps
Modified Fords
Knockhill AC 1.271 miles
Race 6
01/06/2024 14:20
Race (15:00 Time) started at 14:20:42

Pos	No.	Name	Make/Model	CC	Class	Laps	Total Tm	Diff	Best Tm	In Lap	2nd Best
1	95	Dave COCKELL	Ford Escort Cosworth	2200T	SA	14	15:24.069		53.515	12	53.670
2	74	Tom OVENDEN	RSR Escort Mk1	2500	SB	14	15:25.337	1.268	53.857	12	54.107
3	39	Josh PAYTON	Ford Cortina Mk2	2500	B+	14	15:30.471	6.402	54.994	11	55.135
4	18	Andy ROBINSON	Ford Falcon	7000	SA	14	15:37.234	13.165	55.378	5	55.443
5	24	Alex BOAM	Ford Fiesta 2006	1600	B+	14	15:46.305	22.236	56.708	5	56.885
6	61	David GUTHRIE	Ford Fiesta 2005	1600	B+	14	15:47.258	23.189	57.187	12	57.417
7	33	Paul NEVILL	Ford Escort RS2000	2300	B+	14	15:48.997	24.928	56.530	14	57.436
8	620	Todd GARNER	Ford Fiesta ST180	1600	B+	14	15:56.353	32.284	57.835	3	57.914
9	37	Paul DALY	Ford Focus	2000T	A	14	15:57.860	33.791	58.395	5	58.683
10	63	Lloyd JAMIESON	Ford Escort Cosworth	2000T	SA	14	15:58.273	34.204	57.736	5	58.139
11	333	Iain BLACKLEY	Ford Puma	1700T	B+	14	16:00.664	36.595	59.109	13	59.293
12	36	Gary JOHNSON	Ford Escort Mk1	2000	B	14	16:07.408	43.339	59.706	12	1:00.825
13	10	Tim MIZEN	Ford Fiesta Mk3	2000	B	14	16:07.759	43.690	1:00.873	14	1:01.013
14	13	Dave BARRETT	Ford Fiesta Mk4	1600	C	13	16:11.809	1 Lap	1:03.738	5	1:03.772
15	76	Kevan HADFIELD	Ford Puma	1700	C	13	16:12.058	1 Lap	1:04.016	11	1:04.118
16	959	Mick HEAD	Ford Escort Cosworth	2000T	A	13	16:14.620	1 Lap	1:02.439	13	1:03.236
17	84	Ali McMILLAN	Ford Escort Cosworth	2000T	SA	12	15:31.779	2 Laps	1:04.650	2	1:04.697
18	49	Piers WARWICK	Ford Escort Mk1	1800T	SA	9	15:42.214	5 Laps	1:03.258	4	1:03.456
Not classified											
DNF	117	Shaun HADFIELD	Ford Puma	1700	C	4	4:42.950	DNF	1:06.269	2	1:07.175
DNF	16	Chris BAKER	Ford Escort RS1600i	2100	B	2	2:07.677	DNF	58.991	2	1:02.515
DNS	241	Sam SHIMWELL	Ford Fiesta ST150	2300	B+			DNS		0	

Announcements

New Track Record (53.515) for Modified Ford Series (SA) by Dave COCKELL.
 New Track Record (53.857) for Modified Ford Series (SB) by Tom OVENDEN.
 New Track Record (54.994) for Modified Ford Series (B+) by Josh PAYTON.
 New Track Record (58.991) for Modified Ford Series (B) by Chris BAKER.
 New Track Record (58.395) for Modified Ford Series (A) by Paul DALY.
 New Track Record (1:03.738) for Modified Ford Series (C) by Dave BARRETT.

Margin of Victory	Avg. Speed	Best Lap Tm	Best Speed	Best Lap by
1.268	69.338	53.515	85.521	95 - Dave COCKELL

Clerk of the Course
Orbits

Sig : Time :
 Chief Timekeeper : Ian Sharp (SMART Timing)
 Results available at www.smart-timing.co.uk and www.speedhive.com


**motor
sport
UK**
**RACE
WITH
RESPECT**



Modified Ford Series



Bulletin No. _____

KMSC/SMRC Race meeting AC

Modified Fords

Knockhill AC 1.271 miles

Race 6

01/06/2024 14:20

Race (15:00 Time) started at 14:20:42

Lap	Time of Day	Lap Tm	S1	S2	S3	S1Spd	SFSpd	Lap	Time of Day	Lap Tm	S1	S2	S3	S1Spd	SFSpd
(95) Dave COCKELL								9	14:30:56.979	2:05.620	18.881	46.474	1:00.265	84.1	93.7
1	14:21:43.628	56.060	16.714	21.471	17.875	112.0	103.9	10	14:32:37.244	1:40.265	39.554	39.265	21.446	55.3	26.8
2	14:22:38.125	54.497	15.450	21.108	17.939	110.4	141.6	11	14:33:35.460	58.216	16.673	22.279	19.264	94.9	124.7
3	14:23:32.794	54.669	15.471	21.261	17.937	113.9	139.5	12	14:34:32.345	56.885	16.073	21.645	19.167	103.6	124.7
4	14:24:27.114	54.320	15.931	20.762	17.627	113.9	141.9	13	14:35:31.001	58.656	17.762	21.534	19.360	100.6	123.1
5	14:25:21.653	54.539	15.320	20.908	18.311	110.7	146.8	14	14:36:29.288	58.287	16.754	22.039	19.494	103.2	124.0
6	14:26:16.048	54.395	15.609	20.697	18.089	114.1	138.9	(61) David GUTHRIE							
7	14:27:10.420	54.372	15.636	20.849	17.887	114.1	136.4	1	14:21:49.333	1:01.097	18.277	23.376	19.444	103.1	97.3
8	14:28:14.747	1:04.327	15.684	21.897	26.746	114.1	139.5	2	14:22:47.579	58.246	16.952	22.048	19.246	103.7	123.4
9	14:30:48.858	2:34.111	25.548	1:07.072	1:01.491	46.5	63.4	3	14:23:45.372	57.793	16.555	21.928	19.310	103.9	122.0
10	14:32:30.340	1:41.482	34.162	46.260	21.060	47.6	25.6	4	14:24:42.789	57.417	16.659	21.677	19.081	103.4	120.9
11	14:33:24.010	53.670	15.481	20.351	17.838	113.5	131.8	5	14:25:40.627	57.838	16.749	21.774	19.315	102.1	121.4
12	14:34:17.525	53.515	15.523	20.367	17.625	112.8	139.2	6	14:26:38.482	57.855	16.821	21.931	19.103	102.3	118.6
13	14:35:12.605	55.080	15.452	21.517	18.111	113.2	141.0	7	14:27:36.987	58.505	16.868	21.951	19.686	102.6	120.7
14	14:36:07.052	54.447	15.474	20.802	18.171	115.5	138.4	8	14:28:53.203	1:06.216	21.820	30.799	23.597	66.2	107.7
(74) Tom OVENDEN								9	14:30:58.421	2:05.218	19.807	44.877	1:00.534	88.0	85.3
1	14:21:44.676	57.007	17.076	21.313	18.618	106.2	96.7	10	14:32:37.853	1:39.432	38.758	39.102	21.572	52.1	26.1
2	14:22:38.997	54.321	15.419	20.452	18.450	106.7	126.1	11	14:33:36.045	58.192	16.728	22.205	19.259	98.7	122.9
3	14:23:33.971	54.974	15.563	20.477	18.934	106.5	125.4	12	14:34:33.232	57.187	16.691	21.434	19.062	102.0	122.0
4	14:24:28.531	54.560	15.766	20.566	18.228	106.9	126.1	13	14:35:31.461	58.229	17.222	21.830	19.177	102.5	121.6
5	14:25:23.000	54.469	15.465	20.264	18.740	106.5	126.4	14	14:36:30.241	58.780	17.197	22.168	19.415	101.7	120.7
6	14:26:17.317	54.317	15.668	20.336	18.313	106.4	123.8	(33) Paul NEVILL							
7	14:27:11.998	54.681	15.827	20.557	18.297	105.8	126.1	1	14:21:49.657	1:00.520	18.589	22.683	19.248	100.8	
8	14:28:15.600	1:03.602	15.657	21.311	26.634	105.5	125.2	2	14:22:48.053	58.396	16.936	22.274	19.186	125.7	
9	14:30:50.251	2:34.651	25.947	1:07.417	1:01.287	47.5	55.6	3	14:23:46.365	58.312	16.779	22.031	19.502	125.4	
10	14:32:31.161	1:40.910	33.926	45.741	21.243	49.3	24.5	4	14:24:43.801	57.436	16.712	22.004	18.720	123.6	
11	14:33:25.268	54.107	15.538	20.267	18.302	105.5	125.2	5	14:25:41.302	57.501	16.910	21.686	18.905	126.9	
12	14:34:19.125	53.857	15.626	20.124	18.107	105.2	125.7	6	14:26:38.885	57.583	16.530	22.227	18.826	125.7	
13	14:35:13.741	54.616	15.716	20.342	18.558	105.8	125.7	7	14:27:37.970	59.085	16.577	22.347	20.161	126.4	
14	14:36:08.320	54.579	15.825	20.536	18.218	105.5	125.2	8	14:28:56.310	1:18.340	22.946	30.216	25.178	73.1	95.1
(39) Josh PAYTON								9	14:31:01.770	2:05.460	20.479	44.216	1:00.765	78.1	84.2
1	14:21:45.237	57.314	17.354	21.440	18.520	106.2	98.7	10	14:32:40.355	1:38.555	38.180	37.608	22.797	26.2	
2	14:22:40.774	55.537	15.778	21.111	18.648	107.0	128.3	11	14:33:39.660	59.305	16.491	22.960	19.854	115.7	
3	14:23:36.376	55.602	15.971	20.856	18.775	107.2	126.6	12	14:34:37.758	58.098	17.124	21.735	19.239	124.0	
4	14:24:31.837	55.461	15.955	20.962	18.544	105.8	126.4	13	14:35:35.450	57.692	16.822	21.537	19.333	123.8	
5	14:25:27.537	55.700	16.163	21.058	18.479	106.4	127.6	14	14:36:31.980	56.530	16.412	21.300	18.818	123.8	
6	14:26:23.857	56.320	16.165	21.590	18.565	106.7	127.1	(620) Todd GARNER							
7	14:27:20.730	56.873	15.795	21.600	19.478	106.9	127.3	1	14:21:50.818	1:02.096	19.213	22.964	19.919	97.0	96.8
8	14:28:35.519	1:14.789	17.771	31.299	25.719	65.7	125.4	2	14:22:49.860	59.042	17.303	22.074	19.665	97.1	118.4
9	14:30:51.586	2:16.067	21.749	52.991	1:01.327	72.3	70.3	3	14:23:47.695	57.835	16.958	21.651	19.226	99.6	118.8
10	14:32:31.755	1:40.169	33.442	45.921	20.806	53.2	27.0	4	14:24:45.802	58.107	17.116	21.682	19.309	98.1	120.7
11	14:33:26.749	54.994	15.850	20.721	18.423	106.9	125.0	5	14:25:43.874	58.072	16.927	21.705	19.440	98.8	119.0
12	14:34:21.884	55.135	15.967	20.634	18.534	106.2	128.1	6	14:26:43.016	59.142	17.072	22.105	19.965	98.1	117.7
13	14:35:17.335	55.451	16.142	20.852	18.457	106.5	126.4	7	14:27:44.939	1:01.923	17.327	22.346	22.250	96.0	115.9
14	14:36:13.454	56.119	16.056	20.921	19.142	106.9	127.6	8	14:28:59.123	1:14.184	21.186	28.783	24.215	81.7	70.8
(18) Andy ROBINSON								9	14:31:03.612	2:04.489	19.848	43.767	1:00.874	87.2	83.6
1	14:21:47.216	58.812	17.772	22.110	18.930	108.1	106.9	10	14:32:40.605	1:36.993	37.174	37.814	22.005	54.9	24.3
2	14:22:43.507	56.291	16.520	21.511	18.260	114.1	132.9	11	14:33:41.213	1:00.608	17.121	22.475	21.012	97.5	116.5
3	14:23:39.532	56.025	16.406	21.267	18.352	114.7	128.1	12	14:34:40.288	59.075	17.607	21.813	19.655	96.8	114.5
4	14:24:34.975	55.443	16.037	21.107	18.299	114.9	137.8	13	14:35:41.422	1:01.134	17.397	22.227	21.510	98.8	120.0
5	14:25:30.353	55.378	15.999	21.208	18.171	116.5	133.4	14	14:36:39.336	57.914	17.077	21.337	19.500	97.1	119.4
6	14:26:27.112	56.759	16.543	21.133	19.083	115.3	131.8	(37) Paul DALY							
7	14:27:24.200	57.088	16.594	21.655	18.839	114.5	129.8	1	14:21:51.946	1:02.417	19.168	23.777	19.472	91.1	
8	14:28:39.168	1:14.968	18.645	31.529	24.794	64.0	124.3	2	14:22:50.865	58.919	17.375	22.205	19.339	127.6	
9	14:30:54.981	2:15.813	22.525	53.306	59.982	77.0	73.2	3	14:23:49.694	58.829	17.340	22.154	19.335	129.8	
10	14:32:36.272	1:41.291	36.158	43.649	21.484	55.3	25.8	4	14:24:48.584	58.890	17.110	22.256	19.524	128.1	
11	14:33:31.896	55.624	16.203	21.176	18.245	114.7	129.1	5	14:25:46.979	58.395	17.063	22.062	19.270	126.9	
12	14:34:27.403	55.507	16.409	21.026	18.072	114.3	133.4	6	14:26:46.183	59.204	17.050	22.621	19.533	127.8	
13	14:35:22.966	55.563	15.959	21.279	18.325	114.9	137.8	7	14:27:45.924	59.741	17.167	22.604	19.970	127.3	
14	14:36:20.217	57.251	16.544	21.547	19.160	113.4	130.6	8	14:28:59.718	1:13.794	23.196	26.530	24.068	87.8	
(24) Alex BOAM								9	14:31:06.536	2:06.818	21.054	43.386	1:02.378	81.4	81.4
1	14:21:48.602	1:00.565	17.989	23.159	19.417	99.3	96.3	10	14:32:40.983	1:34.447	38.153	36.548	19.746	21.0	
2	14:22:46.768	58.166	16.588	22.278	19.300	100.5	125.9	11	14:33:40.999	1:00.016	17.297	22.408	20.311	122.9	
3	14:23:44.219	57.451	16.307	21.998	19.146	105.2	124.5	12	14:34:39.682	58.683	17.024	22.192	19.467	126.4	
4	14:24:41.815	57.596	16.180	21.981	19.435	102.1	125.7	13	14:35:41.504	1:01.822	17.418	22.802	21.602	126.9	
5	14:25:38.523	56.708	16.062	21.647	18.999	103.2	124.5	14	14:36:40.843	59.339</					



Modified Ford Series



Bulletin No. _____

KMSC/SMRC Race meeting AC

Modified Fords

Knockhill AC 1.271 miles

Race 6

01/06/2024 14:20

Race (15:00 Time) started at 14:20:42

Lap	Time of Day	Lap Tm	S1	S2	S3	S1Spd	SFSpd	Lap	Time of Day	Lap Tm	S1	S2	S3	S1Spd	SFSpd
3	14:23:51.477	58.530	16.842	22.236	19.452	99.4	120.7	13	14:36:54.792	1:04.963	18.902	24.609	21.452	89.4	104.2
4	14:24:50.177	58.700	17.057	22.313	19.330	98.1	120.0								
5	14:25:47.913	57.736	16.734	22.098	18.904	99.0	121.6	(76) Kevan HADFIELD							
6	14:26:46.628	58.715	16.747	22.692	19.276	101.1	122.7	1	14:21:59.317	1:08.115	21.030	25.722	21.363	84.3	82.7
7	14:27:50.384	1:03.756	17.106	23.177	23.473	98.8	119.8	2	14:23:03.690	1:04.373	18.565	24.324	21.484	86.8	110.2
8	14:29:09.750	1:19.366	25.515	29.850	24.001	59.5	62.1	3	14:24:08.642	1:04.952	18.452	25.101	21.399	87.3	108.8
9	14:31:07.755	1:58.005	19.282	37.836	1:00.887	84.3	87.7	4	14:25:13.410	1:04.768	18.556	24.801	21.411	86.8	108.6
10	14:32:43.169	1:35.414	38.756	36.816	19.842	54.5	19.1	5	14:26:17.528	1:04.118	18.638	24.278	21.202	89.2	104.5
11	14:33:41.568	58.399	17.152	22.189	19.058	99.0	119.0	6	14:27:21.856	1:04.328	18.429	24.149	21.750	89.0	107.9
12	14:34:40.953	59.385	17.802	22.142	19.441	102.1	121.8	7	14:28:38.741	1:16.885	19.955	31.367	25.563	65.3	104.2
13	14:35:43.117	1:02.164	19.452	23.180	19.532	86.9	104.0	8	14:30:53.636	2:14.895	22.007	52.067	1:00.821	79.7	72.1
14	14:36:41.256	58.139	16.534	22.265	19.340	100.6	119.4	9	14:32:35.813	1:42.177	34.062	44.938	23.177	57.2	26.6
								10	14:33:42.285	1:06.472	18.757	24.945	22.770	87.5	107.0
(333) Iain BLACKLEY								11	14:34:46.301	1:04.016	18.914	24.337	20.765	87.8	106.0
1	14:21:53.953	1:04.176	18.982	25.135	20.059		95.3	12	14:35:50.599	1:04.298	18.504	25.055	20.739	89.4	108.1
2	14:22:53.714	59.761	17.629	22.424	19.708		114.7	13	14:36:55.041	1:04.442	18.467	24.593	21.382	87.4	109.8
3	14:23:53.678	59.964	17.567	22.324	20.073		113.9								
4	14:24:53.799	1:00.121	17.853	22.485	19.783		113.2	(959) Mick HEAD							
5	14:25:54.217	1:00.418	18.013	22.685	19.720		113.9	1	14:22:01.963	1:10.088	20.210	26.881	22.997	82.8	92.2
6	14:26:54.782	1:00.565	17.782	22.599	20.184		113.0	2	14:23:08.623	1:06.660	18.953	25.505	22.202	90.6	106.9
7	14:27:55.919	1:01.137	17.903				111.5	3	14:24:16.358	1:07.735	19.215	25.528	22.992	83.0	108.9
8	14:29:10.232	1:14.313	20.360	30.073	23.880		108.1	4	14:25:22.979	1:06.621	19.196	25.165	22.260	86.3	107.9
9	14:31:08.666	1:58.434	19.119	39.023	1:00.292		92.4	5	14:26:30.057	1:07.078	18.596	25.756	22.726	88.3	107.7
10	14:32:44.032	1:35.366	38.447	36.919	20.000		20.4	6	14:27:37.647	1:07.590	18.516	26.155	22.919	85.5	108.9
11	14:33:44.258	1:00.226	17.351	23.171	19.704		113.4	7	14:28:54.796	1:17.149	22.888	30.024	24.237	72.0	91.6
12	14:34:45.245	1:00.987	17.546	22.777	20.664		116.9	8	14:30:59.910	2:05.114	21.058	43.554	1:00.502	79.4	79.7
13	14:35:44.354	59.109	17.393	22.126	19.590		111.3	9	14:32:40.398	1:40.488	37.912	39.190	23.386	55.1	27.9
14	14:36:43.647	59.293	17.456	22.195	19.642		115.1	10	14:33:47.290	1:06.892	18.960	25.664	22.268	89.2	97.7
(36) Gary JOHNSON								11	14:34:51.928	1:04.638	18.539	24.803	21.296	88.1	101.2
1	14:21:55.095	1:04.953	19.539	24.997	20.417	91.6	94.7	12	14:35:55.164	1:03.236	18.230	23.917	21.089	87.8	113.9
2	14:22:56.608	1:01.513	18.021	23.126	20.366	96.0	115.9	13	14:36:57.603	1:02.439	17.655	24.009	20.775	93.1	116.5
3	14:23:58.031	1:01.423	17.890	23.248	20.285	94.8	114.7								
4	14:24:59.243	1:01.212	18.181	22.844	20.187	93.9	115.9	(84) Ali McMILLAN							
5	14:26:00.449	1:01.206	18.037	22.733	20.436	94.9	116.1	1	14:21:56.423	1:05.805	19.585	25.216	21.004	97.4	94.7
6	14:27:01.668	1:01.219	18.168	22.766	20.285	92.9	113.5	2	14:23:01.073	1:04.650	18.891	24.234	21.525	96.4	111.7
7	14:28:04.635	1:02.967	17.668	23.062	22.237	95.1	115.5	3	14:24:06.386	1:05.313	19.828	24.316	21.169	89.2	109.5
8	14:29:15.622	1:10.987	20.605	26.561	23.821	81.8	84.7	4	14:25:57.081	1:05.695	17.946	24.656	1:08.093	97.1	112.6
9	14:31:11.166	1:55.544	19.068	38.059	58.417	84.5	97.4	5	14:27:04.787	1:07.706	22.038	23.849	21.819	93.3	45.8
10	14:32:46.581	1:35.415	37.973	36.876	20.566	56.2	20.2	6	14:28:09.484	1:04.697	18.660	24.247	21.790	95.2	107.2
11	14:33:47.496	1:00.915	17.405	23.123	20.387	98.0	117.3	7	14:29:16.335	1:06.851	19.978	24.443	22.430	90.3	106.9
12	14:34:47.202	59.706	17.293	22.254	20.159	96.8	117.7	8	14:31:12.458	1:56.123	19.523	39.121	57.479	90.8	98.8
13	14:35:49.566	1:02.364	17.846	23.537	20.981	94.5	116.1	9	14:32:50.573	1:38.115	37.634	37.804	22.677	57.1	20.4
14	14:36:50.391	1:00.825	17.686	22.540	20.599	95.2	113.9	10	14:33:57.006	1:06.433	18.833	24.805	22.795	92.9	108.1
(10) Tim MIZEN								11	14:35:06.025	1:09.019	20.091	25.864	23.064	86.1	93.1
1	14:21:54.751	1:04.434	19.157	24.812	20.465	92.6	93.5	12	14:36:14.762	1:08.737	19.874	26.305	22.558	88.2	94.5
2	14:22:56.168	1:01.417	17.911	23.055	20.451	94.3	115.1	(49) Piers WARWICK							
3	14:23:57.659	1:01.491	17.629	23.472	20.390	95.2	112.6	1	14:21:57.760	1:07.265	20.547	25.112	21.606	90.8	90.0
4	14:24:58.719	1:01.060	17.750	23.168	20.142	95.6	114.1	2	14:23:02.125	1:04.365	18.230	24.225	21.910	94.3	113.0
5	14:25:59.904	1:01.185	17.842	22.959	20.384	95.3	112.4	3	14:24:06.047	1:03.922	18.565	24.329	21.028	92.4	113.2
6	14:27:01.061	1:01.157	17.886	22.871	20.400	95.3	113.0	4	14:25:09.305	1:03.258	17.876	24.235	21.147	89.6	113.4
7	14:28:03.866	1:02.805	17.772	23.108	21.925	94.3	113.7	5	14:26:12.761	1:03.456	18.138	24.076	21.242	88.5	112.4
8	14:29:14.933	1:11.067	20.892	26.443	23.732	79.7	87.6	6	14:32:55.067	6:42.306	17.923	4:44.764	1:39.619	90.6	113.4
9	14:31:10.149	1:55.216	19.406	36.761	59.049	80.8	97.4	7	14:34:09.408	1:14.341	24.302	26.870	23.169	79.1	31.4
10	14:32:45.953	1:35.804	38.006	37.208	20.590	55.4	21.0	8	14:35:17.163	1:07.755	19.791	25.198	22.766	86.6	100.0
11	14:33:47.194	1:01.241	17.746	22.973	20.522	96.4	114.3	9	14:36:25.197	1:08.034	18.329	25.168	24.537	92.9	99.3
12	14:34:48.207	1:01.013	17.847	23.011	20.155	95.6	112.8	(117) Shaun HADFIELD							
13	14:35:49.869	1:01.662	17.552	23.491	20.619	94.5	115.3	1	14:22:03.506	1:11.783	21.559	26.081	24.143	80.9	83.8
14	14:36:50.742	1:00.873	17.636	23.070	20.167	93.2	114.9	2	14:23:09.775	1:06.269	19.356	24.501	22.412	82.7	95.7
(13) Dave BARRETT								3	14:24:16.950	1:07.175	19.077	24.847	23.251	82.7	98.5
1	14:21:58.582	1:07.835	20.648	25.867	21.320	85.2	87.6	4	14:25:25.933	1:08.983	19.684	25.355	23.944	81.0	96.4
2	14:23:02.634	1:04.052	18.288	24.435	21.329	89.7	108.6	(16) Chris BAKER							
3	14:24:07.754	1:05.120	18.721	24.985	21.414	87.8	106.7	1	14:21:51.669	1:02.515	19.085	23.352	20.078	89.5	100.8
4	14:25:11.526	1:03.772	18.460	24.161	21.151	89.8	108.1	2	14:22:50.660	58.991	17.158	22.438	19.395	97.3	121.1
5	14:26:15.264	1:03.738	18.362	24.090	21.286	90.1	106.7								
6	14:27:20.059	1:04.795	18.623	24.279	21.893	88.9	106.5								
7	14:28:37.236	1:17.177	20.285	31.029	25.863	65.5	98.4								
8	14:30:52.955	2:15.719	22.179	52.112	1:01.										

KMSC/SMRC Race meeting AC

Lapchart

Modified Fords

Knockhill AC 1.271 miles

Race 6

01/06/2024 14:20

Race (15:00 Time) started at 14:20:42

Competitors	Laps														
	0	1	2	3	4	5	6	7	8	9	10	11	12	13	14
Dave COCKELL (95)	1	95	95	95	95	95	95	95	95	95	95	95	95	95	95
Tom OVENDEN (74)	2	74	74	74	74	74	74	74	74	74	74	74	74	74	74
Josh PAYTON (39)	3	39	39	39	39	39	39	39	39	39	39	39	39	39	39
Alex BOAM (24)	4	24	18	18	18	18	18	18	18	18	18	18	18	18	18
David GUTHRIE (61)	5	61	24	24	24	24	24	24	24	24	24	24	24	24	24
Andy ROBINSON (18)	6	18	61	61	61	61	61	61	61	61	61	61	61	61	61
Todd GARNER (620)	7	620	33	33	33	33	33	33	33	33	33	33	33	33	33
Lloyd JAMIESON (63)	8	63	620	620	620	620	620	620	620	620	620	37	37	620	620
Paul NEVILL (33)	9	33	16	16	37	37	37	37	37	37	37	620	620	37	37
Chris BAKER (16)	10	16	37	37	63	63	63	63	63	63	63	63	63	63	63
Paul DALY (37)	11	37	63	63	333	333	333	333	333	333	333	333	333	333	333
Iain BLACKLEY (333)	12	333	333	333	10	10	10	10	10	10	10	10	10	36	36
Gary JOHNSON (36)	13	36	10	10	36	36	36	36	36	36	36	36	36	10	10
Tim MIZEN (10)	14	10	36	36	49	49	49	13	13	13	13	13	13	13	13
Piers WARWICK (49)	15	49	84	84	84	13	13	76	76	76	76	76	76	76	76
Ali McMILLAN (84)	16	84	49	49	13	76	76	959	959	959	959	959	959	959	959
Dave BARRETT (13)	17	13	13	13	76	959	959	84	84	84	84	84	84	84	84
Kevan HADFIELD (76)	18	76	76	76	959	117	84	49	49	49	49				
Shaun HADFIELD (117)	19	117	959	959	117	84									
Mick HEAD (959)	20	959	117	117											
-	21														

Clerk of the Course

Orbits

Sig : Time :
 Chief Timekeeper : Ian Sharp (SMART Timing)
 Results available at www.smart-timing.co.uk and www.speedhive.com
 Printed: 01/06/2024 14:39:38



KMSC/SMRC Race meeting AC
Sorted on Laps
Scottish Mini Cooper & Cooper S Cup
Knockhill AC 1.271 miles
Race 6 - 2nd Race - Re-Start - AMENDED RESULT
01/06/2024 14:50
Race (11 Laps) started at 15:04:22

Pos	No.	Name	Make/Model	CC	Class	Laps	Total Tm	Diff	Best Tm	In Lap	2nd Best
1	97	Jamie BLAKE	Mini Cooper R53	1600S	R53	11	11:15.160		1:00.142	2	1:00.249
2	14	Rich FLETT	Mini Cooper R53	1600S	R53	11	11:16.714	1.554	1:00.337	3	1:00.418
3	91	Robbie DALGLEISH	Mini Cooper	1600	SM	11	11:59.591	44.431	1:03.829	10	1:04.018
4	22	Jason BALLANTYNE	Mini Cooper	1600	SM	11	11:59.731	44.571	1:03.642	10	1:03.994
5	65	Jack IRVINE	Mini Cooper	1600	SM	11	12:00.089	44.929	1:04.103	5	1:04.110
6	70	Oly MORTIMER	Mini Cooper	1600	SM	11	12:00.491	45.331	1:03.658	4	1:03.901
7	88	Barry HOLMES	Mini Cooper	1600	SM	11	12:02.842	47.682	1:04.237	4	1:04.256
8	12	Jacob HEAP	Mini Cooper	1600	SMN	11	12:03.435	48.275	1:03.807	9	1:03.932
9	23	Ian MUNRO	Mini Cooper	1600	SM	11	12:06.100	50.940	1:03.751	11	1:03.911
10	7	Blair DRYBURGH	Mini Cooper	1600	SMN	11	12:08.473	53.313	1:04.251	3	1:04.607
11	333	Ewan ROBERTSON	Mini Cooper	1600	SM	11	12:13.363	58.203	1:04.342	4	1:04.356
12	52	Michael WILLIAMS	Mini Cooper	1600	SMN	11	12:13.862	58.702	1:04.555	6	1:04.798
13	27	Martin WIJETUNGA	Mini Cooper	1600	SMN	10	11:22.059	1 Lap	1:04.031	4	1:04.217
14	16	William SMITH	Mini Cooper	1600	SM	10	11:39.352	1 Lap	1:04.452	7	1:04.468
15	25	Chad LITTLE	Mini Cooper	1600	SM	9	11:15.773	2 Laps	1:04.127	6	1:04.837
Not classified											
DNF	53	Stuart McPHADEN	Mini Cooper	1600	SMN	5	5:40.839	DNF	1:04.459	2	1:04.691
DNF	18	Daniel PATTERSON	Mini Cooper	1600	SM		8.979	DNF		0	
DNS	80	Ross FOSTER	Mini Cooper	1600	SMN			DNS		0	
DQ	5	Jonathan WILD	Mini Cooper	1600	SMN	11	12:21.128	DQ	1:04.706	2	1:04.926
DQ	684	Ralph STURROCK	Mini Cooper	1600	SMN	9	10:03.307	DQ	1:03.585	6	1:04.116

Announcements

RED FLAG after Leader completed 1 Lap - Race re-started on original Grid over 11 Laps

Car No.80 - Did not take Re-Start

AMENDED RESULT 17:35 - AMENDED RESULT - Car No's 5 & 684 Disqualified - NCR Chp.12 App.7 Art.8

Margin of Victory	Avg. Speed	Best Lap Tm	Best Speed	Best Lap by
1.554	74.565	1:00.142	76.098	97 - Jamie BLAKE

Clerk of the Course
Orbits

Sig : Time :

Chief Timekeeper : Ian Sharp (SMART Timing)

 Results available at www.smart-timing.co.uk and www.speedhive.com

Printed: 01/06/2024 17:38:59



KMSC/SMRC Race meeting AC
Scottish Mini Cooper & Cooper S Cup
Knockhill AC 1.271 miles
Race 6 - 2nd Race - Re-Start - AMENDED RESULT
01/06/2024 14:50
Race (11 Laps) started at 15:04:22

Lap	Time of Day	Lap Tm	S1	S2	S3	S1Spd	SFSpd	Lap	Time of Day	Lap Tm	S1	S2	S3	S1Spd	SFSpd
(97) Jamie BLAKE															
1	15:05:31.414	1:01.960	18.965	22.345	20.650	89.2	69.8	8	15:13:10.100	1:04.759	18.932	23.574	22.253	80.2	96.1
2	15:06:31.556	1:00.142	17.709	22.110	20.323	89.5	106.5	9	15:14:14.979	1:04.879	19.273	23.535	22.071	79.6	93.9
3	15:07:32.167	1:00.611	17.815	22.191	20.605	89.2	106.9	10	15:15:19.164	1:04.185	18.961	23.307	21.917	79.0	95.9
4	15:08:32.416	1:00.249	17.865	21.880	20.504	89.4	106.5	11	15:16:23.417	1:04.253	19.404	22.970	21.879	80.1	97.0
5	15:09:33.362	1:00.946	17.999	22.508	20.439	89.2	105.8	(88) Barry HOLMES							
6	15:10:34.111	1:00.749	17.867	22.403	20.479	89.2	106.5	1	15:05:40.446	1:07.342	20.814	24.190	22.338	79.8	72.3
7	15:11:34.879	1:00.768	17.977	22.373	20.418	88.9	106.2	2	15:06:45.124	1:04.678	19.188	23.307	22.183	79.0	96.8
8	15:12:35.566	1:00.687	17.824	22.291	20.572	89.5	105.8	3	15:07:49.656	1:04.532	18.901	23.257	22.374	80.5	97.1
9	15:13:36.230	1:00.664	17.866	22.126	20.672	89.4	105.7	4	15:08:53.893	1:04.237	18.869	23.373	21.995	80.8	97.0
10	15:14:36.636	1:00.406	17.812	22.119	20.475	88.9	105.8	5	15:09:58.532	1:04.639	18.929	23.622	22.088	80.3	98.0
11	15:15:38.086	1:01.450	18.182	22.695	20.573	89.2	106.5	6	15:11:03.127	1:04.595	18.902	23.433	22.260	80.3	96.1
(14) Rich FLETT															
1	15:05:31.952	1:02.438	19.262	22.656	20.520	89.1	69.5	7	15:12:08.191	1:05.064	19.240	23.390	22.434	80.2	95.9
2	15:06:32.370	1:00.418	17.708	22.284	20.426	88.3	107.2	8	15:13:12.699	1:04.508	19.074	23.346	22.088	80.4	95.3
3	15:07:32.707	1:00.337	17.690	22.202	20.445	88.2	107.0	9	15:14:17.072	1:04.373	18.974	23.286	22.113	80.0	96.1
4	15:08:33.359	1:00.652	17.909	22.156	20.587	88.1	106.9	10	15:15:21.328	1:04.256	18.987	23.183	22.086	80.0	96.7
5	15:09:34.172	1:00.813	17.949	22.287	20.577	87.0	105.5	11	15:16:25.768	1:04.440	19.108	23.280	22.052	80.1	97.0
6	15:10:34.821	1:00.649	17.788	22.326	20.535	87.5	105.5	(12) Jacob HEAP							
7	15:11:35.677	1:00.856	17.889	22.187	20.780	86.9	104.7	1	15:05:41.403	1:07.449	20.639	24.445	22.365	80.1	74.0
8	15:12:36.418	1:00.741	17.787	22.254	20.700	87.0	105.3	2	15:06:45.704	1:04.301	18.968	23.083	22.250	79.3	97.1
9	15:13:36.883	1:00.465	17.868	21.982	20.615	87.4	104.0	3	15:07:50.606	1:04.902	19.499	23.114	22.289	79.0	97.3
10	15:14:37.494	1:00.611	17.872	22.081	20.658	86.7	105.8	4	15:08:54.828	1:04.222	18.881	23.161	22.180	80.5	96.6
11	15:15:39.640	1:02.146	18.394	23.055	20.697	86.3	104.7	5	15:09:59.448	1:04.620	19.037	23.249	22.334	79.4	97.8
(91) Robbie DALGLEISH															
1	15:05:36.454	1:05.236	20.313	22.970	21.953	79.8	66.6	6	15:11:03.881	1:04.433	18.986	23.140	22.307	80.0	96.0
2	15:06:41.264	1:04.810	19.164	23.450	22.196	78.3	94.9	7	15:12:09.576	1:05.695	19.287	23.137	23.271	79.5	97.0
3	15:07:46.030	1:04.766	19.197	23.549	22.020	79.0	94.9	8	15:13:13.995	1:04.419	18.995	23.088	22.336	79.0	93.9
4	15:08:50.872	1:04.842	19.366	23.448	22.028	78.5	95.1	9	15:14:17.802	1:03.307	18.778	22.879	22.150	79.5	96.0
5	15:09:54.890	1:04.018	18.955	22.966	22.097	79.5	96.0	10	15:15:21.734	1:03.932	18.840	22.888	22.204	79.9	96.8
6	15:10:59.702	1:04.812	19.143	23.337	22.332	79.7	97.0	11	15:16:26.361	1:04.627	19.200	23.175	22.252	79.5	97.0
7	15:12:04.190	1:04.488	19.120	23.245	22.123	79.5	95.6	(23) Ian MUNRO							
8	15:13:09.269	1:05.079	19.130	23.916	22.033	79.4	95.2	1	15:05:37.655	1:05.585	20.684	23.070	21.831	78.0	69.5
9	15:14:14.028	1:04.759	19.270	23.471	22.018	79.0	97.3	2	15:06:48.367	1:10.712	18.740	23.882	28.090	79.0	97.0
10	15:15:17.857	1:03.329	19.018	22.813	21.998	79.0	95.9	3	15:07:53.279	1:04.912	18.998	23.218	22.696	79.9	88.9
11	15:16:22.517	1:04.660	18.926	23.607	22.127	79.8	96.3	4	15:08:59.390	1:06.111	18.848	23.494	23.769	78.8	95.1
(22) Jason BALLANTYNE															
1	15:05:36.802	1:05.068	20.438	22.955	21.675	80.4	68.8	5	15:10:03.985	1:04.595	19.015	23.550	22.030	78.4	92.6
2	15:06:41.439	1:04.637	18.952	23.804	21.881	76.6	96.8	6	15:11:08.693	1:04.708	18.968	23.426	22.314	80.0	96.6
3	15:07:46.319	1:04.880	19.220	23.593	22.067	80.4	95.1	7	15:12:12.604	1:03.911	18.800	22.952	22.159	79.7	94.9
4	15:08:51.020	1:04.701	19.093	23.831	21.777	80.5	96.8	8	15:13:17.123	1:04.519	18.933	23.403	22.183	79.1	96.1
5	15:09:55.014	1:03.994	19.040	23.013	21.941	79.9	98.3	9	15:14:21.310	1:04.187	18.849	23.216	22.122	79.4	95.1
6	15:10:59.875	1:04.861	19.202	23.417	22.242	79.5	98.0	10	15:15:25.275	1:03.965	18.800	23.032	22.133	79.0	95.7
7	15:12:04.376	1:04.501	19.144	23.414	21.943	80.3	95.5	11	15:16:29.026	1:03.751	18.757	22.880	22.114	79.0	94.7
8	15:13:09.361	1:04.985	19.084	23.963	21.938	80.5	97.3	(7) Blair DRYBURGH							
9	15:14:14.343	1:04.982	19.299	23.707	21.976	80.4	97.1	1	15:05:41.163	1:08.572	21.437	24.715	22.420	78.6	70.0
10	15:15:17.985	1:03.642	19.063	22.841	21.738	80.0	98.0	2	15:06:47.162	1:05.999	19.437	23.965	22.597	79.3	94.3
11	15:16:22.657	1:04.672	18.975	23.589	22.108	80.6	96.8	3	15:07:51.413	1:04.251	18.886	23.220	22.145	79.2	93.9
(65) Jack IRVINE															
1	15:05:36.351	1:05.256	20.237	22.862	22.157	79.3	66.2	4	15:08:56.367	1:04.954	19.001	23.549	22.404	79.7	95.2
2	15:06:41.741	1:05.390	19.265	24.108	22.017	76.7	94.7	5	15:10:02.348	1:05.981	19.679	23.570	22.732	75.7	94.1
3	15:07:46.957	1:05.216	19.166	23.617	22.433	80.0	96.1	6	15:11:07.084	1:04.736	19.091	23.369	22.276	79.8	93.2
4	15:08:51.525	1:04.568	18.913	23.560	22.095	79.9	96.1	7	15:12:11.691	1:04.607	19.006	23.208	22.393	79.9	93.3
5	15:09:55.628	1:04.103	18.875	23.240	21.988	80.5	97.4	8	15:13:16.326	1:04.635	19.108	23.127	22.400	79.8	93.9
6	15:11:00.310	1:04.682	18.955	23.382	22.345	80.3	97.7	9	15:14:21.170	1:04.844	18.903	23.544	22.397	79.1	93.7
7	15:12:04.796	1:04.486	19.117	23.286	22.083	80.3	96.1	10	15:15:26.379	1:05.209	19.213	23.538	22.458	80.1	95.3
8	15:13:09.719	1:04.923	18.993	23.793	22.137	80.0	97.0	11	15:16:31.399	1:05.020	19.054	23.594	22.372	79.4	94.7
9	15:14:14.724	1:05.005	19.299	23.654	22.052	80.1	97.3	(333) Ewan ROBERTSON							
10	15:15:18.905	1:04.181	19.096	23.129	21.956	79.3	98.0	1	15:05:38.778	1:06.356	21.030	23.445	21.881	78.1	72.0
11	15:16:23.015	1:04.110	18.992	23.150	21.968	78.9	97.4	2	15:06:43.134	1:04.356	18.922	23.250	22.184	79.3	97.0
(70) Oly MORTIMER															
1	15:05:39.495	1:05.694	20.270	23.506	21.918	79.9	73.1	3	15:07:48.393	1:05.259	19.536	23.396	22.327	78.8	98.0
2	15:06:43.396	1:03.901	18.695	22.996	22.210	80.3	97.5	4	15:08:52.735	1:04.342	19.135	23.320	21.887	79.4	94.7
3	15:07:48.235	1:04.839	18.972	22.926	22.941										

KMSC/SMRC Race meeting AC
Scottish Mini Cooper & Cooper S Cup
Knockhill AC 1.271 miles
Race 6 - 2nd Race - Re-Start - AMENDED RESULT
01/06/2024 14:50
Race (11 Laps) started at 15:04:22

Lap	Time of Day	Lap Tm	S1	S2	S3	S1Spd	SFSpd	Lap	Time of Day	Lap Tm	S1	S2	S3	S1Spd	SFSpd
4	15:08:59.486	1:05.949	19.314	23.560	23.075	79.2	95.1								
5	15:10:04.759	1:05.273	19.168	23.875	22.230	79.6	93.5								
6	15:11:09.314	1:04.555	18.999	23.183	22.373	79.6	96.0								
7	15:12:14.297	1:04.983	19.121	23.204	22.658	79.3	94.0								
8	15:13:19.871	1:05.574	19.337	23.591	22.646	79.6	94.3								
9	15:14:25.442	1:05.571	19.584	23.230	22.757	78.1	92.8								
10	15:15:30.967	1:05.525	19.317	23.340	22.868	78.2	92.8								
11	15:16:36.788	1:05.821	19.622	23.732	22.467	78.9	92.1								

(27) Martin WIJETUNGA

1	15:05:41.630	1:07.620	20.778	24.455	22.387	79.6	74.2
2	15:06:46.125	1:04.495	19.108	23.457	21.930	79.8	97.1
3	15:07:50.342	1:04.217	18.789	22.800	22.628	79.9	97.8
4	15:08:54.373	1:04.031	18.692	23.236	22.103	79.9	96.3
5	15:09:59.232	1:04.859	18.997	23.579	22.283	79.0	96.8
6	15:11:03.459	1:04.227	18.743	23.201	22.283	79.7	94.7
7	15:12:09.571	1:06.112	19.307	23.313	23.492	79.7	96.6
8	15:13:20.223	1:10.652	20.675	25.650	24.327	73.3	88.5
9	15:14:31.187	1:10.964	20.872	25.487	24.605	73.6	80.4
10	15:15:44.985	1:13.798	21.293	27.682	24.823	72.6	78.7

(16) William SMITH

1	15:05:42.252	1:08.576	20.807	25.313	22.456	79.0	73.3
2	15:06:47.460	1:05.208	19.065	23.761	22.382	80.2	96.8
3	15:07:52.237	1:04.777	18.975	23.528	22.274	79.9	97.0
4	15:08:57.011	1:04.774	18.840	23.702	22.232	80.1	96.3
5	15:10:03.471	1:06.460	19.103	24.834	22.523	76.3	95.7
6	15:11:07.939	1:04.468	19.024	23.196	22.248	79.1	95.7
7	15:12:12.391	1:04.452	18.952	23.206	22.294	80.1	95.1
8	15:13:50.011	1:37.620	19.506	24.427	53.687	80.1	96.3
9	15:14:56.781	1:06.770	20.434	23.539	22.797	78.5	67.6
10	15:16:02.278	1:05.497	19.321	23.697	22.479	78.9	88.5

(25) Chad LITTLE

1	15:05:37.338	1:05.803	20.613	23.249	21.941	78.8	68.7
2	15:06:42.175	1:04.837	18.726	23.894	22.217	79.2	96.6
3	15:09:01.356	2:19.181	19.001	23.512	1:36.668	79.7	96.4
4	15:10:09.927	1:08.571	22.237	24.018	22.316	77.0	45.2
5	15:11:15.051	1:05.124	19.818	23.090	22.216	78.7	93.3
6	15:12:19.178	1:04.127	18.940	23.081	22.106	79.0	95.5
7	15:13:24.062	1:04.884	19.430	23.284	22.170	79.4	95.9
8	15:14:30.864	1:06.802	19.903	23.579	23.320	78.8	95.9
9	15:15:38.699	1:07.835	19.615	23.592	24.628	78.0	92.7

(53) Stuart McPHADEN

1	15:05:39.579	1:07.173	21.206	23.642	22.325		68.7
2	15:06:44.038	1:04.459	19.065	22.879	22.515		92.8
3	15:07:48.729	1:04.691	19.265	22.962	22.464		95.9
4	15:08:58.880	1:10.151	19.094	27.355	23.702		95.5
5	15:10:03.765	1:04.885	18.828	23.465	22.592		92.1

(5) Jonathan WILD

1	15:05:44.075	1:09.820	21.386	25.008	23.426	76.3	71.6
2	15:06:48.781	1:04.706	19.060	23.328	22.318	78.4	94.0
3	15:07:54.153	1:05.372	19.433	23.467	22.472	78.2	94.7
4	15:08:59.811	1:05.658	19.213	23.882	22.563	78.8	94.4
5	15:10:06.152	1:06.341	19.462	24.309	22.570	79.0	93.1
6	15:11:11.078	1:04.926	19.081	23.416	22.429	78.4	94.0
7	15:12:18.082	1:07.004	19.428	24.263	23.313	77.8	93.9
8	15:13:23.476	1:05.394	19.249	23.575	22.570	78.6	92.3
9	15:14:30.537	1:07.061	19.217	24.192	23.652	78.3	93.2
10	15:15:36.686	1:06.149	19.413	23.501	23.235	77.3	91.2
11	15:16:44.054	1:07.368	20.783	23.990	22.595	75.3	91.8

(684) Ralph STURROCK

1	15:05:38.074	1:05.695	21.055	22.664	21.976	77.4	69.0
2	15:06:42.926	1:04.852	18.831	23.570	22.451	77.9	97.5
3	15:07:48.557	1:05.631	18.653	23.528	23.450	79.9	97.5
4	15:08:53.242	1:04.685	19.461	23.136	22.088	78.9	93.6
5	15:10:08.465	1:15.223	18.760	34.248	22.215	77.3	96.7
6	15:11:12.050	1:03.585	18.815	22.526	22.244	79.2	95.5
7	15:12:16.698	1:04.648	19.225	23.204	22.219	78.1	95.5
8	15:13:20.814	1:04.116	19.314	22.571	22.231	79.3	95.5
9	15:14:26.233	1:05.419	19.371	23.503	22.545	76.1	95.5

Clerk of the Course
Orbits

Sig : _____ **Time :** _____
Chief Timekeeper : Ian Sharp (SMART Timing)
Results available at www.smart-timing.co.uk and www.speedhive.com

KMSC/SMRC Race meeting AC

Scottish Mini Cooper & Cooper S Cup

Knockhill AC 1.271 miles

Race 10 - 3rd Race - AMENDED GRID

01/06/2024 17:00

Race (9 Laps)

Top 8 reversed - Car No's 5 & 684 on back

POLE POSITION

1	1 7 Blair DRYBURGH	2 23 Ian MUNRO
2	3 12 Jacob HEAP	4 88 Barry HOLMES
3	5 70 Oly MORTIMER	6 65 Jack IRVINE
4	7 22 Jason BALLANTYNE	8 91 Robbie DALGLEISH
5	9 333 Ewan ROBERTSON	10 52 Michael WILLIAMS
6	11 27 Martin WIJETUNGA	12 16 William SMITH
7	13 25 Chad LITTLE	14 53 Stuart McPHADEN
8	15 18 Daniel PATTERSON	16 80 Ross FOSTER
9	17 5 Jonathan WILD	18 684 Ralph STURROCK

Clerk of the Course

Orbits

Sig : Time :

Chief Timekeeper : Ian Sharp (SMART Timing)

Results available at www.smart-timing.co.uk and www.speedhive.com

Printed: 01/06/2024 17:41:17

motor
sport
UKRACE
WITH
RESPECT

KMSC/SMRC Race meeting AC

Scottish Mini Cooper & Cooper S Cup

Knockhill AC 1.271 miles

Race 10 - 3rd Race

01/06/2024 17:00

Race (9 Laps)

Top 8 reversed - Car No's 5 & 684 on back

POLE POSITION

1	1 7 Blair DRYBURGH	2 23 Ian MUNRO
2	3 12 Jacob HEAP	4 88 Barry HOLMES
3	5 70 Oly MORTIMER	6 65 Jack IRVINE
4	7 22 Jason BALLANTYNE	8 91 Robbie DALGLEISH
5	9 333 Ewan ROBERTSON	10 52 Michael WILLIAMS
6	11 27 Martin WIJETUNGA	12 16 William SMITH
7	13 25 Chad LITTLE	14 53 Stuart McPHADEN
8	15 18 Daniel PATTERSON	16 80 Ross FOSTER
9	17 5 Jonathan WILD	18 684 Ralph STURROCK

Clerk of the Course

Orbits

Sig : Time :

Chief Timekeeper : Ian Sharp (SMART Timing)

Results available at www.smart-timing.co.uk and www.speedhive.com

Printed: 01/06/2024 17:36:30

motor
sport
UK**RACE
WITH
RESPECT**



KMSC/SMRC Race meeting AC

Sorted on Laps

DDMC Northern Sports and Saloons

Knockhill AC 1.271 miles

Race 7

01/06/2024 15:10

Race (15:00 and 1 Laps) started at 15:33:33

Pos	No.	Name	Make/Model	CC	Class	Laps	Total Tm
1	2	Matty COBB	VW Beetle	2700	A1	18	16:38.144
2	54	Andrew MORRISON	Seat Cupra	1984T	A1	18	16:41.591
3	12	Scott HUBEL	Peugeot 205 T16	2000	A2	18	17:23.803
4	18	Damien McKAY	Westfield	999	A2	17	16:43.649
5	3	Chris HUNTLEY	Subaru Impreza WRX	2000	A1	17	17:00.555
6	29	Justin COX	Caterham Sigma	1600	E1	17	17:03.890
7	14	Stevie McNAB	Honda Civic Type R	2400	B	17	17:03.977
8	89	Daniel KELL	Ford Sierra XR4x4	1993T	B	17	17:19.097
9	78	Alex PRENTICE	VW Golf	1984T	B	17	17:23.815
10	1	Stephen REECE	Lotus Elise S2 111R	1800	C	17	17:34.557
11	57	Phil JORDAN	Honda Civic Type R	2000	C	17	17:38.639
12	7	Alan McPHERSON	MK Indy RR	998	E2	16	16:38.497
13	27	Chris SPARKS	Honda Civic Type R	1998	C	16	16:38.801
14	85	Clive COOKSEY	Ford Fiesta	2000T	B	16	16:55.497
15	96	Gareth WOOD	Honda Civic Type R	2000	C	16	16:55.715
16	11	Madeline HUBEL	Peugeot 206	2000	C	16	17:03.610
17	101	Stewart MIDDLETON	Honda Civic Type R	1996	C	16	17:13.623
18	113	Luke WILLIAMSON	VW Golf	1984	C	16	17:32.425
19	33	Simon BAKER	Ford Fiesta XR2	1600	D	16	17:36.313
20	13	James McCANN	Mazda MX5	1600	M	16	17:39.162
21	9	Ian TOMLINSON	Mazda MX5	1600	M	15	16:43.218
22	199	Martin VERNON	Mazda MX5	1600	M	15	16:46.921
23	53	Stephen REED	Mazda MX5	1600	M	15	17:02.929
24	10	Paul LIGHTBURN	Mazda MX5	1600	M	14	17:20.548
Not classified							
DNF	100	Andy ROBINSON	Ford Falcon	5000	A1	2	2:09.381

Margin of Victory	Avg. Speed	Best Lap Tm	Best Speed	Best Lap by
3.447	82.533	52.764	86.739	2 - Matty COBB

Clerk of the Course Orbits

Sig : Time :

Chief Timekeeper : Ian Sharp (SMART Timing)

www.mylaps.com

Results available at www.smart-timing.co.uk and www.speedhive.com

Licensed to: SMART Timing

Printed: 01/06/2024 15:53:30



KMSC/SMRC Race meeting AC

DDMC Northern Sports and Saloons

Knockhill AC 1.271 miles

Race 7

01/06/2024 15:10

Race (15:00 and 1 Laps) started at 15:33:33

Lap	Time of Day	Lap Tm	S1	S2	S3	S1Spd	SFSpd	Lap	Time of Day	Lap Tm	S1	S2	S3	S1Spd	SFSpd
(2) Matty COBB								(3) Chris HUNTLEY							
1	15:34:34.006	54.823	16.077	20.909	17.837	115.5	91.8	13	15:46:20.104	57.884	17.074	21.597	19.213	101.1	115.5
2	15:35:28.027	54.021	15.416	20.693	17.912	117.3	137.0	14	15:47:19.179	59.075	16.956	22.261	19.858	101.4	115.3
3	15:36:21.719	53.692	15.432	20.348	17.912	117.7	136.4	15	15:48:18.285	59.106	17.260	22.317	19.529	100.2	115.9
4	15:37:19.898	58.179	15.460	21.104	21.615	117.1	137.2	16	15:49:16.870	58.585	17.186	22.049	19.350	100.2	114.9
5	15:38:16.252	56.354	15.734	21.164	19.456	117.1	124.0	17	15:50:16.749	59.879	16.808	23.696	19.375	100.6	115.5
6	15:39:12.482	56.230	15.821	21.515	18.894	114.7	123.1	(54) Andrew MORRISON							
7	15:40:08.306	55.824	15.399	21.460	18.965	116.7	136.1	1	15:34:38.037	57.609	17.246	21.785	18.578	106.9	79.0
8	15:41:04.811	56.505	16.058	21.279	19.168	116.3	133.7	2	15:35:33.618	55.581	16.039	21.004	18.538	107.7	127.8
9	15:42:00.013	55.202	15.705	21.235	18.262	108.4	137.0	3	15:36:28.942	55.324	15.827	20.629	18.868	108.4	128.8
10	15:42:55.539	55.526	16.840	21.017	17.669	108.9	137.0	4	15:37:25.740	56.798	15.706	20.487	20.605	107.2	125.0
11	15:43:48.303	52.764	15.035	20.335	17.394	117.3	138.9	5	15:38:20.901	55.161	16.044	20.601	18.516	107.2	119.8
12	15:44:44.283	55.980	16.467	20.985	18.528	103.1	138.4	6	15:39:16.462	55.561	15.759	21.241	18.561	108.1	127.1
13	15:45:39.385	55.102	15.449	21.375	18.278	106.9	136.4	7	15:40:10.592	54.130	15.683	20.242	18.205	108.6	128.3
14	15:46:35.595	56.210	15.630	21.511	19.069	117.1	138.9	8	15:41:05.937	55.345	15.592	20.824	18.929	108.6	128.6
15	15:47:28.788	53.193	15.327	20.251	17.615	115.1	137.5	9	15:42:00.966	55.029	15.686	20.502	18.841	109.1	127.1
16	15:48:22.495	53.707	15.223	20.915	17.569	117.5	139.5	10	15:42:56.392	55.426	16.875	20.380	18.171	107.2	131.3
17	15:49:16.731	54.236	15.516	20.978	17.742	116.7	138.9	11	15:43:50.183	53.791	15.685	20.101	18.005	107.4	128.6
18	15:50:11.244	54.513	15.264	20.763	18.486	113.9	138.7	12	15:44:46.267	56.084	15.685	22.080	18.319	106.9	129.1
(29) Justin COX								13	15:45:41.334	55.067	15.741	20.927	18.399	108.4	129.6
1	15:34:44.573	1:03.768	19.601	23.015	21.152	89.8	70.6	14	15:46:36.209	54.875	15.894	20.414	18.567	108.1	130.8
2	15:35:44.239	59.666	17.539	22.104	20.023	90.9	109.8	15	15:47:29.952	53.743	15.753	19.927	18.063	108.6	130.3
3	15:36:43.860	59.621	17.654	21.816	20.151	90.0	110.4	16	15:48:24.336	54.384	15.680	20.462	18.242	108.6	129.6
4	15:37:43.560	59.700	17.494	21.872	20.334	91.1	109.1	17	15:49:19.628	55.292	15.768	20.877	18.647	96.0	130.1
5	15:38:43.135	59.575	17.331	22.106	20.138	91.1	108.8	18	15:50:14.691	55.063	15.511	20.749	18.803	108.8	129.6
6	15:39:42.825	59.690	17.512	21.853	20.325	90.2	109.1	(12) Scott HUBEL							
7	15:40:42.397	59.572	17.434	22.034	20.104	91.4	108.6	1	15:34:37.018	57.428	17.136	21.235	19.057	102.3	82.8
8	15:41:41.457	59.060	17.559	21.734	19.767	89.6	109.7	2	15:35:33.679	56.661	16.369	21.291	19.001	101.2	118.4
9	15:42:40.736	59.279	17.399	21.811	20.069	89.8	110.0	3	15:36:30.332	56.653	16.570	21.224	18.859	103.9	118.6
10	15:43:40.406	59.670	17.707	21.959	20.004	89.7	111.3	4	15:37:27.205	56.873	16.439	21.074	19.360	101.5	119.0
11	15:44:39.928	59.522	17.626	21.840	20.056	89.8	110.4	5	15:38:24.567	57.362	16.483	21.551	19.328	102.1	116.3
12	15:45:39.946	1:00.018	17.715	22.361	19.942	90.1	111.8	6	15:39:21.531	56.964	16.504	21.443	19.017	101.1	116.7
13	15:46:39.330	59.384	17.713	21.783	19.888	89.6	109.8	7	15:40:18.729	57.198	16.736	21.203	19.259	100.9	119.0
14	15:47:38.402	59.072	17.508	21.598	19.966	89.8	111.1	8	15:41:15.606	56.877	16.403	21.350	19.124	102.3	117.5
15	15:48:38.339	59.937	17.341	21.663	20.933	91.3	111.5	9	15:42:12.511	56.905	16.313	21.419	19.173	102.9	118.8
16	15:49:37.922	59.583	17.555	21.920	20.108	89.5	107.2	10	15:43:10.332	57.821	16.374	21.876	19.571	101.1	119.2
17	15:50:36.990	59.068	17.648	21.776	19.644	89.6	107.4	11	15:44:07.982	57.650	16.698	21.652	19.300	99.4	116.1
(14) Stevie McNAB								12	15:45:06.053	58.071	16.639	21.555	19.877	100.3	116.7
1	15:34:43.825	1:02.531	19.054	22.776	20.701	97.5	81.0	13	15:46:04.435	58.382	16.778	22.393	19.211	101.8	115.9
2	15:35:43.349	59.524	17.621	22.509	19.394	97.5	116.7	14	15:47:02.612	58.177	17.486	21.504	19.187	103.1	120.7
3	15:36:42.741	59.392	17.578	22.178	19.636	97.4	118.8	15	15:47:59.477	56.865	16.366	21.293	19.206	102.1	118.1
4	15:37:42.698	59.957	17.775	22.188	19.994	97.0	117.3	16	15:48:58.187	58.710	17.305	21.652	19.753	100.3	115.9
5	15:38:42.117	59.419	17.587	22.342	19.490	96.8	116.5	17	15:49:57.360	59.173	17.238	21.724	20.211	98.5	113.4
6	15:39:41.742	59.625	17.414	22.561	19.650	96.8	117.5	18	15:50:56.903	59.543	17.041	22.209	20.293	99.4	114.1
7	15:40:41.475	59.733	17.889	22.264	19.580	95.3	116.7	(18) Damien McKAY							
8	15:41:40.356	58.881	17.302	22.150	19.429	96.3	117.3	1	15:34:40.986	59.918	18.103	22.275	19.540	99.9	81.7
9	15:42:39.869	59.513	17.741	22.112	19.660	95.9	117.3	2	15:35:39.359	58.373	17.173	21.707	19.493	101.2	115.5
10	15:43:39.604	59.735	17.708	22.408	19.619	97.1	118.4	3	15:36:37.423	58.064	16.872	21.617	19.575	100.8	115.3
11	15:44:39.070	59.466	17.603	22.328	19.535	96.6	117.3	4	15:37:36.139	58.716	16.722	22.132	19.862	101.4	114.1
12	15:45:38.626	59.556	17.748	22.193	19.615	97.4	119.4	5	15:38:33.875	57.736	16.608	21.881	19.247	101.5	113.9
13	15:46:38.444	59.818	17.999	22.431	19.388	97.3	117.3	6	15:39:31.775	57.900	16.932	21.619	19.349	101.7	115.4
14	15:47:37.624	59.180	17.507	22.121	19.552	96.8	117.9	7	15:40:29.443	57.668	16.739	21.702	19.227	100.9	113.5
15	15:48:38.052	1:00.428	17.559	21.723	21.146	97.0	118.1	8	15:41:28.436	58.993	17.237	22.142	19.614	101.1	115.9
16	15:49:37.691	59.639	18.108	22.330	19.201	95.9	115.1	9	15:42:26.256	57.820	16.697	21.769	19.354	101.1	115.7
17	15:50:37.077	59.386	18.200	21.965	19.221	96.7	118.6	10	15:43:24.584	58.328	17.325	21.816	19.187	100.2	115.7
(89) Daniel KELL								11	15:44:24.130	59.546	17.226	22.211	20.109	100.8	112.6
1	15:34:44.796	1:03.371	19.860	23.157	20.354	92.7	76.5	12	15:45:22.220	58.090	16.930	21.885	19.275	99.7	114.3
2	15:35:46.035	1:01.239	18.208	22.852	20.179	93.2	117.1	Clerk of the Course							
3	15:36:47.180	1:01.145	18.081	22.331	20.733	93.6	117.9	Orbits							
4	15:37:47.795	1:00.615	18.075	22.142	20.398	92.3	114.5	Sig : _____ Time : _____							
5	15:38:47.594	59.799	17.726	21.912	20.161	92.9	115.3	Chief Timekeeper : Ian Sharp (SMART Timing)							
6	15:39:47.408	59.814	17.828	21.857	20.129	94.0	115.3	Results available at www.smart-timing.co.uk and www.speedhive.com							
7	15:40:47.229	59.821	17.763	21.902	20.156	94.0	116.3	Printed: 01/06/2024 15:53:51							
8	15:41:47.116	59.887	17.741	21.938	20.208	93.9	116.3								
9	15:42:46.847	59.731	17.763	21.961	20.007	93.7	116.7	Page 14							
10	15:43:46.558	59.711	17.706	21.852	20.153	94.3	118.1								

Clerk of the Course
 Sig : _____ Time : _____
 Chief Timekeeper : Ian Sharp (SMART Timing)
 Results available at www.smart-timing.co.uk and www.speedhive.com
 Printed: 01/06/2024 15:53:51





KMSC/SMRC Race meeting AC

DDMC Northern Sports and Saloons

Knockhill AC 1.271 miles

Race 7

01/06/2024 15:10

Race (15:00 and 1 Laps) started at 15:33:33

Lap	Time of Day	Lap Tm	S1	S2	S3	S1Spd	SFSpd	Lap	Time of Day	Lap Tm	S1	S2	S3	S1Spd	SFSpd
11	15:44:48.307	1:01.749	17.896	23.832	20.021	91.4	117.3	9	15:43:00.678	1:02.081	18.818	23.214	20.049	93.7	102.9
12	15:45:48.479	1:00.172	17.740	22.007	20.425	91.9	117.7	10	15:44:00.953	1:00.275	17.243	22.804	20.228	97.1	108.9
13	15:46:49.186	1:00.707	17.892	22.406	20.409	93.1	116.9	11	15:45:01.835	1:00.882	17.677	22.886	20.319	96.4	107.0
14	15:47:48.940	59.754	17.795	22.004	19.955	91.8	116.9	12	15:46:03.556	1:01.721	17.752	23.140	20.829	94.5	107.5
15	15:48:49.565	1:00.625	17.850	22.225	20.550	93.1	116.3	13	15:47:05.711	1:02.155	17.939	23.535	20.681	89.2	107.9
16	15:49:50.382	1:00.817	17.982	22.317	20.518	92.6	114.3	14	15:48:07.589	1:01.878	17.812	23.256	20.810	95.5	104.9
17	15:50:52.197	1:01.815	18.228	22.603	20.984	92.6	114.3	15	15:49:09.635	1:02.046	18.495	23.444	20.107	94.1	101.5
								16	15:50:11.597	1:01.962	17.643	23.683	20.636	96.3	110.7

(78) Alex PRENTICE								(27) Chris SPARKS							
1	15:34:45.773	1:03.864	20.015	23.677	20.172		76.6	1	15:34:48.693	1:06.300	20.271	24.960	21.069	90.8	76.8
2	15:35:46.860	1:01.087	18.290	23.121	19.676		112.6	2	15:35:50.826	1:02.133	18.417	23.306	20.410	92.4	103.9
3	15:36:48.914	1:02.054	17.755	23.610	20.689		118.1	3	15:36:52.991	1:02.165	18.182	23.178	20.805	92.8	112.0
4	15:37:48.602	59.688	17.511	22.546	19.631		115.7	4	15:37:54.931	1:01.940	18.033	23.291	20.616	92.4	108.8
5	15:38:48.689	1:00.087	17.567	22.709	19.811		119.4	5	15:38:56.125	1:01.194	17.832	23.047	20.315	94.1	113.0
6	15:39:48.561	59.872	17.550	22.512	19.810		115.7	6	15:39:57.766	1:01.641	17.929	23.254	20.458	92.9	112.4
7	15:40:48.239	59.678	17.601	22.333	19.744		119.2	7	15:40:59.319	1:01.553	18.090	22.893	20.570	91.7	111.7
8	15:41:47.649	59.410	17.421	22.403	19.586		121.4	8	15:42:00.758	1:01.439	18.150	22.869	20.420	93.1	108.9
9	15:42:47.417	59.768	17.501	22.612	19.655		120.9	9	15:43:02.788	1:02.030	18.753	23.101	20.176	92.7	109.5
10	15:43:47.074	59.657	17.461	22.438	19.758		120.7	10	15:44:03.630	1:00.842	17.893	22.588	20.361	93.3	113.9
11	15:44:48.799	1:01.725	17.654	24.055	20.016		116.5	11	15:45:04.391	1:00.761	17.972	22.538	20.251	93.2	112.6
12	15:45:48.945	1:00.146	17.668	22.688	19.790		112.8	12	15:46:06.148	1:01.757	17.881	23.419	20.457	92.9	112.8
13	15:46:49.882	1:00.937	17.719	22.755	20.463		117.5	13	15:47:07.821	1:01.673	18.175	23.149	20.349	93.1	113.5
14	15:47:52.912	1:03.300	17.391	23.924	21.715		119.8	14	15:48:09.032	1:01.211	18.095	22.817	20.299	92.3	113.4
15	15:48:53.053	1:00.141	17.467	22.320	20.354		111.5	15	15:49:10.512	1:01.480	17.969	23.143	20.368	92.8	113.2
16	15:49:54.361	1:01.308	17.828	22.837	20.643		110.6	16	15:50:11.901	1:01.389	17.999	22.965	20.425	92.6	113.5
17	15:50:56.915	1:02.554	18.356	23.302	20.896		106.7								

(1) Stephen REECE								(85) Clive COOKSEY							
1	15:34:45.439	1:04.695	20.337	23.892	20.466	88.8	75.0	1	15:34:49.417	1:06.730	20.173	25.523	21.034	92.4	81.8
2	15:35:47.947	1:02.508	18.672	23.670	20.166	91.8	110.9	2	15:35:53.099	1:03.682	18.167	24.375	21.140	94.4	112.0
3	15:36:49.663	1:01.716	17.853	22.766	21.097	91.6	110.2	3	15:36:56.343	1:03.244	17.841	23.690	21.713	96.4	112.0
4	15:37:51.855	1:02.192	18.320	23.265	20.607	92.1	107.7	4	15:37:59.262	1:02.919	18.089	24.000	20.830	96.6	110.6
5	15:38:54.034	1:02.179	18.422	23.194	20.563	92.6	110.2	5	15:39:01.450	1:02.188	17.706	23.659	20.823	96.1	111.7
6	15:39:55.773	1:01.739	17.533	23.435	20.771	92.1	111.1	6	15:40:03.676	1:02.226	17.704	23.679	20.843	96.7	111.8
7	15:40:57.518	1:01.745	17.726	22.785	21.234	92.2	112.2	7	15:41:06.520	1:02.844	17.721	23.751	21.372	94.8	110.6
8	15:41:58.819	1:01.301	17.991	22.832	20.478	91.4	111.5	8	15:42:09.112	1:02.592	17.624	23.784	21.184	96.8	112.8
9	15:42:59.341	1:00.522	17.451	22.933	20.138	92.3	110.7	9	15:43:11.825	1:02.713	17.743	23.634	21.336	96.1	106.5
10	15:43:59.366	1:00.025	17.635	22.302	20.088	91.9	109.3	10	15:44:13.549	1:01.724	17.458	23.420	20.846	96.8	109.3
11	15:44:58.992	59.626	17.443	22.124	20.059	92.1	110.9	11	15:45:15.828	1:02.279	17.584	23.709	20.986	96.0	111.1
12	15:46:01.036	1:02.044	17.548	23.215	21.281	91.2	110.7	12	15:46:17.663	1:01.835	17.708	23.273	20.854	96.1	111.3
13	15:47:02.761	1:01.725	17.675	23.655	20.395	90.8	109.1	13	15:47:20.807	1:03.144	17.554	23.816	21.774	94.8	112.4
14	15:48:04.437	1:01.676	18.229	23.091	20.356	89.6	107.9	14	15:48:22.324	1:01.517	17.757	23.379	20.381	95.6	110.7
15	15:49:05.843	1:01.406	17.702	23.040	20.664	90.3	109.7	15	15:49:24.429	1:02.105	17.645	23.624	20.836	95.3	112.6
16	15:50:06.363	1:00.520	17.952	22.274	20.294	89.6	106.5	16	15:50:28.597	1:04.168	18.532	23.501	22.135	91.7	113.9
17	15:51:07.657	1:01.294	17.541	22.843	20.910	90.4	110.0								

(57) Phil JORDAN								(96) Gareth WOOD							
1	15:34:46.844	1:04.653	19.799	24.746	20.108	88.0	80.5	1	15:34:48.500	1:06.305	20.311	24.831	21.163	87.8	77.1
2	15:35:48.766	1:01.922	18.508	23.403	20.011	91.7	113.4	2	15:35:50.668	1:02.168	18.147	23.389	20.632	90.3	106.7
3	15:36:50.576	1:01.810	18.075	23.097	20.638	93.5	112.0	3	15:36:52.876	1:02.208	17.920	23.275	21.013	90.7	107.9
4	15:37:53.445	1:02.869	18.252	23.417	21.200	93.5	111.3	4	15:37:54.568	1:01.692	18.035	22.865	20.792	91.2	106.9
5	15:38:54.487	1:01.042	18.154	22.867	20.021	92.9	110.6	5	15:38:55.732	1:01.164	17.841	22.938	20.385	91.6	108.4
6	15:39:56.081	1:01.594	18.171	23.243	20.180	92.1	112.2	6	15:39:57.612	1:01.880	18.039	23.113	20.728	91.4	108.6
7	15:40:58.041	1:01.960	18.442	23.068	20.450	92.2	113.0	7	15:40:59.045	1:01.433	17.702	23.159	20.572	91.4	107.9
8	15:41:59.146	1:01.105	18.160	22.858	20.087	93.5	112.0	8	15:42:00.394	1:01.349	17.846	23.141	20.362	90.6	109.1
9	15:43:01.380	1:02.234	18.973	23.167	20.094	92.2	112.0	9	15:43:03.846	1:03.452	19.009	24.098	20.345	89.6	107.2
10	15:44:02.295	1:00.915	17.730	22.951	20.234	92.7	113.2	10	15:44:04.742	1:00.896	17.887	22.761	20.248	89.6	108.1
11	15:45:03.097	1:00.802	17.703	22.761	20.338	94.3	111.8	11	15:45:06.452	1:01.710	17.873	23.047	20.790	89.8	108.1
12	15:46:03.935	1:00.838	17.646	22.889	20.303	94.1	111.8	12	15:46:09.032	1:02.580	18.445	23.142	20.993	88.6	105.8
13	15:47:06.385	1:02.450	18.498	23.876	20.076	90.8	109.7	13	15:47:12.884	1:03.852	18.772	24.039	21.041	86.5	104.5
14	15:48:07.643	1:01.258	17.954	23.007	20.297	91.6	114.1	14	15:48:16.863	1:03.979	18.980	23.584	21.415	86.0	104.5
15	15:49:09.042	1:01.399	17.971	22.781	20.647	92.2	112.8	15	15:49:24.123	1:07.260	19.262	24.451	23.547	86.3	101.4
16	15:50:10.005	1:00.963	17.717	22.857	20.389	92.9	110.4	16	15:50:28.815	1:04.692	19.173	23.903	21.616	84.8	99.4
17	15:51:11.739	1:01.734	17.648	22.723	21.363	92.4	111.5								

(7) Alan McPHERSON								(11) Madeline HUBEL							
1	15:34:44.854	1:03.431	19.668	22.990	20.773	93.6	80.9	1	15:34:49.977	1:07.381	20.521	25.775	21.085	89.2	76.2
2	15:35:46.004	1:01.150	17.884	22.923	20.343	99.0	106.2	2	15:35:53.481	1:03.504	18.215	24.369	20.920	92.9	110.6
3	15:36:48.948	1:02.944	18.019	2											



KMSC/SMRC Race meeting AC

DDMC Northern Sports and Saloons

Knockhill AC 1.271 miles

Race 7

01/06/2024 15:10

Race (15:00 and 1 Laps) started at 15:33:33

Lap	Time of Day	Lap Tm	S1	S2	S3	S1Spd	SFSpd	Lap	Time of Day	Lap Tm	S1	S2	S3	S1Spd	SFSpd
11	15:45:20.729	1:02.563	18.162	23.605	20.796	91.7	108.1	13	15:47:56.626	1:04.808	19.008	23.493	22.307	79.3	96.8
12	15:46:23.860	1:03.131	18.335	24.056	20.740	88.3	108.1	14	15:49:01.847	1:05.221	18.870	24.585	21.766	79.4	95.7
13	15:47:26.237	1:02.377	17.997	23.707	20.673	92.2	109.8	15	15:50:06.590	1:04.743	18.962	23.348	22.433	79.6	96.3
14	15:48:30.249	1:04.012	18.297	24.141	21.574	86.1	109.3	16	15:51:12.262	1:05.672	19.364	23.565	22.743	78.7	95.1
15	15:49:34.133	1:03.884	18.323	23.673	21.888	91.2	106.2	(9) Ian TOMLINSON							
16	15:50:36.710	1:02.577	18.025	23.745	20.807	93.9	108.8	1	15:34:53.285	1:08.846	20.577	25.479	22.790	82.7	75.1
(101) Stewart MIDDLETON								2	15:35:59.662	1:06.377	20.285	24.219	21.873	81.0	99.0
1	15:34:51.128	1:08.238	21.272	25.427	21.539	87.2	76.0	3	15:37:06.095	1:06.433	19.471	24.332	22.630		99.7
2	15:35:54.619	1:03.491	18.610	23.777	21.104	88.8	105.7	4	15:38:11.157	1:05.062	19.080	23.875	22.107	82.0	99.3
3	15:36:58.364	1:03.745	18.454	23.697	21.594	89.5	106.2	5	15:39:16.728	1:05.571	19.081	24.347	22.143	80.9	98.4
4	15:38:03.359	1:04.995	18.581	25.019	21.395	90.1	106.7	6	15:40:23.298	1:06.570	19.207	24.191	23.172	81.2	96.8
5	15:39:06.670	1:03.311	18.309	23.715	21.287	90.2	105.0	7	15:41:29.007	1:05.709	19.204	23.712	22.793	80.6	95.9
6	15:40:10.927	1:04.257	18.381	23.511	22.365	89.5	105.0	8	15:42:34.111	1:05.104	19.103	23.689	22.312	81.0	96.7
7	15:41:13.822	1:02.895	18.423	23.184	21.288	88.6	102.3	9	15:43:40.299	1:06.188	19.191	24.221	22.776	80.3	96.8
8	15:42:18.126	1:04.304	19.652	23.577	21.075	88.0	104.2	10	15:44:47.395	1:07.096	19.397	23.823	23.876	80.9	96.4
9	15:43:21.488	1:03.362	18.218	23.959	21.185	89.1	105.5	11	15:45:54.057	1:06.622	20.643	23.447	22.572	81.5	92.4
10	15:44:26.008	1:04.520	18.311	23.806	22.403	89.0	104.4	12	15:46:59.111	1:05.054	19.121	23.671	22.262	80.3	96.4
11	15:45:29.051	1:03.043	18.226	23.408	21.409	89.5	105.2	13	15:48:04.414	1:05.303	19.165	23.823	22.315	79.6	96.8
12	15:46:32.329	1:03.278	18.555	23.521	21.202	88.3	103.4	14	15:49:09.754	1:05.340	19.236	23.590	22.514	80.5	96.1
13	15:47:36.025	1:03.696	18.664	23.975	21.057	85.8	103.9	15	15:50:16.318	1:06.564	19.819	24.157	22.588	81.8	95.9
14	15:48:40.297	1:04.272	18.793	24.368	21.111	78.9	103.9	(199) Martin VERNON							
15	15:49:42.991	1:02.694	18.347	23.235	21.112	88.4	104.7	1	15:34:55.289	1:10.340	22.642	24.935	22.763	73.9	72.5
16	15:50:46.723	1:03.732	18.332	23.770	21.630	88.6	104.7	2	15:36:01.568	1:06.279	19.460	24.690	22.129	80.9	100.6
(113) Luke WILLIAMSON								3	15:37:08.035	1:06.467	19.395	24.282	22.790	79.3	101.4
1	15:34:53.692	1:09.286	21.752	25.512	22.022	82.6	73.4	4	15:38:13.659	1:05.624	19.369	24.090	22.165	79.7	97.4
2	15:35:58.732	1:05.040	19.819	23.573	21.648	82.8	100.6	5	15:39:19.728	1:06.069	19.813	23.699	22.557	80.3	98.3
3	15:37:03.633	1:04.901	18.850	23.900	22.151	82.1	101.2	6	15:40:24.872	1:05.144	19.170	23.638	22.336	80.2	98.0
4	15:38:08.050	1:04.417	19.026	23.483	21.908	84.5	99.6	7	15:41:32.562	1:07.690	20.127	25.174	22.389	78.7	98.4
5	15:39:11.941	1:03.891	18.839	23.214	21.838	89.1	99.8	8	15:42:39.685	1:07.123	19.924	24.055	23.144	78.1	98.5
6	15:40:16.883	1:04.942	19.122	23.945	21.875	83.5	99.9	9	15:43:45.739	1:06.054	20.023	23.619	22.412	81.0	96.4
7	15:41:21.859	1:04.976	20.172	23.042	21.762	84.7	100.2	10	15:44:51.490	1:05.751	19.742	23.989	22.020	81.7	97.8
8	15:42:25.951	1:04.092	18.992	23.008	22.092	83.6	100.8	11	15:45:56.444	1:04.954	19.283	23.417	22.254	79.6	99.0
9	15:43:30.720	1:04.769	20.155	22.763	21.851	83.6	99.9	12	15:47:00.819	1:04.375	19.108	23.323	21.944	80.8	98.5
10	15:44:35.078	1:04.358	18.921	23.352	22.085	84.7	100.0	13	15:48:06.556	1:05.737	19.504	24.233	22.000	80.3	99.3
11	15:45:39.425	1:04.347	19.800	23.086	21.461	84.7	100.5	14	15:49:13.371	1:06.815	19.710	24.608	22.497	80.4	97.8
12	15:46:44.714	1:05.289	19.939	23.271	22.079	84.7	100.2	15	15:50:20.021	1:06.650	19.017	25.533	22.100	81.2	98.4
13	15:47:48.998	1:04.284	19.267	22.893	22.124	84.7	101.1	(53) Stephen REED							
14	15:48:53.461	1:04.463	19.389	23.116	21.958	82.5	98.0	1	15:34:53.541	1:08.615	20.816	25.262	22.537	81.2	75.9
15	15:49:59.325	1:05.864	19.237	23.390	23.237	82.3	98.8	2	15:36:01.522	1:07.981	20.274	25.404	22.303	80.7	97.8
16	15:51:05.525	1:06.200	19.456	23.791	22.953	81.3	95.5	3	15:37:09.550	1:08.028	19.659	25.178	23.191	76.5	98.4
(33) Simon BAKER								4	15:38:15.879	1:06.329	19.068	24.332	22.929	80.4	93.2
1	15:34:54.817	1:09.887	21.595	25.706	22.586	65.7	74.3	5	15:39:21.499	1:05.620	19.281	23.941	22.398	80.6	95.1
2	15:36:00.323	1:05.506	19.120	24.493	21.893	82.8	99.7	6	15:40:27.545	1:06.046	19.284	24.100	22.662	80.2	95.2
3	15:37:05.371	1:05.048	18.740	24.032	22.276	82.6	100.5	7	15:41:33.245	1:05.700	19.213	24.164	22.323	80.6	94.4
4	15:38:09.875	1:04.504	18.664	23.872	21.968	82.8	97.7	8	15:42:40.051	1:06.806	19.236	25.260	22.310	79.8	96.7
5	15:39:14.117	1:04.242	18.766	23.696	21.780	82.4	97.4	9	15:43:46.970	1:06.919	19.972	24.122	22.825	80.4	96.3
6	15:40:18.785	1:04.668	18.692	23.792	22.184	83.2	98.3	10	15:44:53.963	1:06.993	20.057	24.328	22.608	79.0	94.0
7	15:41:23.620	1:04.835	18.767	24.008	22.060	84.0	99.3	11	15:46:02.943	1:08.980	19.684	25.643	23.653	74.8	95.5
8	15:42:28.258	1:04.638	18.778	23.925	21.935	83.2	98.3	12	15:47:12.047	1:09.104	20.235	25.866	23.003	79.0	94.9
9	15:43:32.729	1:04.471	18.844	23.593	22.034	84.2	98.8	13	15:48:19.816	1:07.769	20.004	24.606	23.159	78.2	94.3
10	15:44:37.115	1:04.386	18.760	23.797	21.829	83.9	97.8	14	15:49:27.831	1:08.015	20.139	24.834	23.042	77.6	92.6
11	15:45:42.373	1:05.258	19.110	24.347	21.801	83.6	98.0	15	15:50:36.029	1:08.198	19.832	24.881	23.485	77.8	94.1
12	15:46:46.541	1:04.168	18.623	23.618	21.927	83.7	99.0	(10) Paul LIGHTBURN							
13	15:47:54.378	1:07.837	19.184	25.119	23.534	79.0	99.0	1	15:34:57.630	1:12.395	22.860	26.306	23.229	73.6	68.8
14	15:48:58.932	1:04.554	18.717	23.893	21.944	82.5	95.3	2	15:36:07.761	1:10.131	20.753	25.471	23.907	76.0	93.6
15	15:50:03.767	1:04.835	18.734	23.624	22.477	82.3	97.7	3	15:37:20.453	1:12.692	20.706	26.069	25.917	77.1	92.3
16	15:51:09.413	1:05.646	18.806	23.527	23.313	82.4	95.9	4	15:38:32.828	1:12.375	20.287	27.749	24.339	76.5	88.4
(13) James McCANN								5	15:39:47.119	1:14.291	21.283	27.786	25.222	76.6	86.3
1	15:34:53.021	1:09.300	20.948	25.263	23.089	80.3	72.9	6	15:40:58.459	1:11.340	21.535	25.934	23.871	77.0	90.7
2	15:35:57.949	1:04.928	19.050	23.824	22.054	80.2	97.5	7	15:42:12.911	1:14.452	21.886	28.381	24.185	74.5	82.5
3	15:37:03.188	1:05.239	19.174	23.618	22.447	80.2	96.7	8	15:43:25.505	1:12.594	21.205	27.547	23.842	75.8	86.3
4	15:38:08.027	1:04.839	18.960	23.384	22.495	79.4	96.0	9	15:44:35.482	1:09.977	20.471	25.545	23.961	76.4	92.6
5	15:39:13.138	1:05.111	19.311	23.681	22.119	79.7	95.1	10	15:45:56.505	1:21.023	24.642	27.373	29.008	68.8	90.4
6	15:40:18.043	1:04.905	18.736	23.787	22.382	81.5	96.6	11	15:47:16.504	1:19.999	20.914	34.672	24.413	75.9	87.8
7	15:41:24.315	1:06.272	19.478	24.371	22.423	79.4	95.7	12	15:48:31.452	1:14.948	21.9				



KMSC/SMRC Race meeting AC

DDMC Northern Sports and Saloons

Knockhill AC 1.271 miles

Race 7

01/06/2024 15:10

Race (15:00 and 1 Laps) started at 15:33:33

Lap	Time of Day	Lap Tm	S1	S2	S3	S1Spd	SFSpd	Lap	Time of Day	Lap Tm	S1	S2	S3	S1Spd	SFSpd
2	15:35:32.481	55.114	15.813	20.908	18.393	112.8	133.4								

Clerk of the Course

Orbits

Sig : Time :
 Chief Timekeeper : Ian Sharp (SMART Timing)
 Results available at www.smart-timing.co.uk and www.speedhive.com



RACE WITH RESPECT



KMSC/SMRC Race meeting AC

Lapchart

DDMC Northern Sports and Saloons

Knockhill AC 1.271 miles

Race 7

01/06/2024 15:10

Race (15:00 and 1 Laps) started at 15:33:33



Competitors	Laps																		
	0	1	2	3	4	5	6	7	8	9	10	11	12	13	14	15	16	17	18
Matty COBB (2)	1	2	2	2	2	2	2	2	2	2	2	2	2	2	2	2	2	2	2
Andy ROBINSON (100)	2	100	12	100	54	54	54	54	54	54	54	54	54	54	54	54	54	54	54
Scott HUBEL (12)	3	12	100	54	12	12	12	12	12	12	12	12	12	12	12	12	12	12	12
Andrew MORRISON (54)	4	54	54	12	18	18	18	18	18	18	18	18	18	18	18	18	18	18	18
Stephen REECE (1)	5	1	18	18	3	3	3	3	3	3	3	3	3	3	3	3	3	3	3
Justin COX (29)	6	29	3	3	14	14	14	14	14	14	14	14	14	14	14	14	14	14	29
Chris HUNTLEY (3)	7	3	14	14	29	29	29	29	29	29	29	29	29	29	29	29	29	29	14
Damien McKAY (18)	8	18	29	29	89	89	89	89	89	89	89	89	89	89	89	89	89	89	89
Stevie McNAB (14)	9	14	89	7	78	78	78	78	78	78	78	78	78	78	78	78	78	78	78
Alan McPHERSON (7)	10	7	7	89	7	7	7	7	7	7	1	1	1	1	1	1	1	1	1
Daniel KELL (89)	11	89	1	78	1	1	1	1	1	1	7	7	7	7	7	7	7	57	57
Alex PRENTICE (78)	12	78	78	1	57	57	57	57	57	57	57	57	57	57	57	57	7	7	7
Phil JORDAN (57)	13	57	57	57	96	96	96	96	96	96	27	27	27	27	27	27	27	27	27
Gareth WOOD (96)	14	96	96	96	27	27	27	27	27	27	96	96	96	96	96	96	96	96	85
Chris SPARKS (27)	15	27	27	27	85	85	85	85	85	85	85	85	85	85	85	85	85	85	96
Madeline HUBEL (11)	16	11	85	85	11	11	11	11	11	11	11	11	11	11	11	11	11	11	11
Clive COOKSEY (85)	17	85	11	11	101	101	101	101	101	101	101	101	101	101	101	101	101	101	101
Stewart MIDDLETON (101)	18	101	101	101	13	13	113	113	113	113	113	113	113	113	113	113	113	113	113
James McCANN (13)	19	13	13	13	113	113	13	13	33	33	33	33	33	33	33	33	33	33	33
Luke WILLIAMSON (113)	20	113	9	113	33	33	33	33	13	13	13	13	13	13	13	13	13	13	13
Ian TOMLINSON (9)	21	9	53	9	9	9	9	9	9	9	9	9	9	9	9	9	9	9	9
Stephen REED (53)	22	53	113	33	199	199	199	199	199	199	199	199	199	199	199	199	199	199	199
Simon BAKER (33)	23	33	33	53	53	53	53	53	53	53	53	53	53	53	53	53	53	53	53
Martin VERNON (199)	24	199	199	199	10	10	10	10	10	10	10	10	10	10	10	10	10	10	10
Paul LIGHTBURN (10)	25	10	10	10															

Clerk of the Course Orbits

Sig : Time :
Chief Timekeeper : Ian Sharp (SMART Timing)
Results available at www.smart-timing.co.uk and www.speedhive.com
Printed: 01/06/2024 15:54:22



**KMSC/SMRC Race meeting AC****Sorted on Laps****KMSC Modsports Championship****Knockhill AC 1.271 miles****Race 8 - 2nd Race****01/06/2024 15:40****Race (15:00 and 1 Laps) started at 16:10:58**

Pos	No.	Name	Make/Model	CC	Class	Laps	Total Tm	Diff	Best Tm	In Lap	2nd Best
1	179	Cameron BRYDON	BMW M3	3200	C	17	16:13.911		55.325	3	55.946
2	32	Shaun DAVIDSON	BMW Compact	3000	F	17	16:19.712	5.801	56.341	8	56.352
3	90	William PATERSON	Radical PR6	1340	B	17	16:24.994	11.083	54.337	4	54.361
4	3	Michael ANDERSON	Ford Focus	1600	F	17	16:55.110	41.199	58.181	6	58.380
5	86	Adam MORRISON	Mini Cooper S	1998	G	17	16:56.060	42.149	57.826	9	58.015
6	37	David ROBB	Audi TT	2000	F	17	16:59.252	45.341	58.858	15	58.860
7	10	Mark THOMSON	Radical SR8 RS	2700	A	17	17:07.058	53.147	55.432	15	55.943
8	155	Adam KINDNESS	Mini Cooper S R53	1600	G	17	17:07.560	53.649	58.627	13	58.878
9	31	Natalie COWIE	Mini Cooper S R53	1600	G	16	16:19.111	1 Lap	59.415	2	59.560
10	129	Andrew HERRON	MG ZR 170	1800	J	14	16:23.208	3 Laps	1:07.495	11	1:07.879
11	99	Philip WEBSTER	BMW Mini Cooper S	1600	J	14	16:37.032	3 Laps	1:09.536	14	1:09.655

Not classified

DNF	19	Harvey GILLANDERS	Honda EP3	2400	F	13	13:10.033	DNF	58.464	9	58.519
DNF	26	James STRACHAN	Ford Fiesta	1600	G		21.932	DNF		0	
DNS	9	Ron CUMMING	Nemesis Kit Car	2000	A			DNS		0	
DNS	21	Louise STRACHAN	Mini Cooper S	1600	G			DNS		0	
DNS	14	Michael IMRIE	Renault Clio 197	1998	G			DNS		0	

Announcements

New Track Record (55.325) for KMSC Modsports C by Cameron BRYDON.

Margin of Victory	Avg. Speed	Best Lap Tm	Best Speed	Best Lap by
5.801	79.888	54.337	84.228	90 - William PATERSON

Clerk of the Course**Orbits**

Sig : Time :
 Chief Timekeeper : Ian Sharp (SMART Timing)
 Results available at www.smart-timing.co.uk and www.speedhive.com





KMSC/SMRC Race meeting AC

KMSC Modsports Championship

Knockhill AC 1.271 miles

Race 8 - 2nd Race

01/06/2024 15:40

Race (15:00 and 1 Laps) started at 16:10:58

Lap	Time of Day	Lap Tm	S1	S2	S3	S1Spd	SFSpd	Lap	Time of Day	Lap Tm	S1	S2	S3	S1Spd	SFSpd
(179) Cameron BRYDON								16	16:26:54.513	58.922	17.515	21.999	19.408	101.1	122.2
1	16:12:05.036	58.759	17.202	21.153	20.404	103.7	87.2	17	16:27:53.484	58.971	17.389	22.155	19.427	101.5	122.5
2	16:13:01.083	56.047	16.492	20.832	18.723	102.9	124.0	(86) Adam MORRISON							
3	16:13:56.408	55.325	16.201	20.669	18.455	103.2	123.6	1	16:12:09.993	1:02.146	18.743	23.733	19.670	95.2	77.0
4	16:14:52.695	56.287	16.505	20.995	18.787	102.3	123.8	2	16:13:09.417	59.424	17.509	22.195	19.720	94.9	117.9
5	16:15:49.801	57.106	16.570	21.353	19.183	98.1	123.6	3	16:14:08.945	59.528	17.430	22.364	19.734	94.4	116.7
6	16:16:48.517	58.716	16.842	22.398	19.476	98.3	122.5	4	16:15:07.634	58.689	17.486	21.843	19.360	94.3	108.8
7	16:17:45.972	57.455	16.702	21.629	19.124	101.1	122.2	5	16:16:07.930	1:00.296	17.244	22.102	20.950	94.8	115.7
8	16:18:42.960	56.988	16.543	21.318	19.127	102.0	122.9	6	16:17:07.279	59.349	17.942	21.786	19.621	92.7	107.5
9	16:19:39.700	56.740	17.023	20.959	18.758	101.4	123.1	7	16:18:06.376	59.097	17.207	22.228	19.662	93.9	114.3
10	16:20:35.646	55.946	16.376	20.872	18.698	102.3	123.8	8	16:19:05.835	59.459	17.927	22.034	19.498	92.6	113.2
11	16:21:32.534	56.888	16.706	20.931	19.251	101.8	124.3	9	16:20:03.661	57.826	17.224	21.277	19.325	94.0	114.5
12	16:22:28.591	56.057	16.448	20.939	18.670	103.1	122.7	10	16:21:01.881	58.220	17.163	21.617	19.440	94.8	115.9
13	16:23:24.943	56.352	16.579	20.975	18.798	102.1	124.5	11	16:21:59.896	58.015	17.211	21.455	19.349	93.7	117.1
14	16:24:21.927	56.984	16.300	21.199	19.485	102.9	124.7	12	16:23:00.424	1:00.528	17.396	22.106	21.026	93.9	115.5
15	16:25:18.057	56.130	16.527	20.917	18.686	102.5	124.7	13	16:24:00.169	59.745	17.094	22.592	20.059	94.3	113.5
16	16:26:15.241	57.184	16.759	21.195	19.230	101.8	124.7	14	16:24:58.445	58.276	17.358	21.513	19.405	93.6	114.3
17	16:27:12.285	57.044	16.415	21.331	19.298	102.8	123.1	15	16:25:57.139	58.694	17.046	21.231	20.417	94.3	116.3
(32) Shaun DAVIDSON								16	16:26:55.535	58.396	17.263	21.755	19.378	93.7	114.9
1	16:12:05.523	59.687	18.047	21.329	20.311	101.4	85.6	17	16:27:54.434	58.899	17.214	21.596	20.089	94.7	115.7
2	16:13:02.268	56.745	16.625	20.839	19.281	101.2	121.4	(37) David ROBB							
3	16:13:58.641	56.373	16.488	20.752	19.133	100.9	118.6	1	16:12:08.044	1:00.298	18.396	22.111	19.791	96.3	85.6
4	16:14:55.199	56.558	16.701	20.707	19.150	101.4	122.2	2	16:13:07.367	59.323	17.375	22.197	19.751	97.0	115.9
5	16:15:51.565	56.366	16.561	20.700	19.105	102.1	120.7	3	16:14:06.499	59.132	17.212	22.174	19.746	97.1	115.7
6	16:16:48.914	57.349	16.596	21.429	19.324	101.4	120.0	4	16:15:05.792	59.293	17.397	22.111	19.785	97.0	116.1
7	16:17:47.685	58.771	16.664	21.648	20.459	101.8	121.4	5	16:16:04.755	58.963	17.260	21.907	19.796	96.7	115.7
8	16:18:44.026	56.341	16.589	20.701	19.051	101.5	114.5	6	16:17:04.266	59.511	17.759	22.032	19.720	96.7	115.7
9	16:19:40.380	56.354	16.497	20.880	18.977	101.2	122.9	7	16:18:04.127	59.861	17.490	22.074	20.297	97.3	116.7
10	16:20:37.071	56.691	16.420	20.745	19.526	101.4	122.9	8	16:19:03.588	59.461	17.299	22.214	19.948	96.8	113.5
11	16:21:34.155	57.084	16.601	21.230	19.253	101.2	119.0	9	16:20:02.631	59.043	17.286	21.925	19.832	96.7	116.5
12	16:22:30.507	56.352	16.440	20.693	19.219	100.9	121.1	10	16:21:01.727	59.096	17.311	21.971	19.814	96.4	116.1
13	16:23:27.418	56.911	16.596	21.211	19.104	100.2	121.1	11	16:22:01.057	59.330	17.469	22.140	19.721	95.2	116.1
14	16:24:23.884	56.466	16.478	20.842	19.146	100.8	122.5	12	16:23:00.685	59.628	17.359	21.989	20.280	96.6	116.7
15	16:25:22.122	58.238	16.662	21.652	19.924	100.5	122.9	13	16:24:00.546	59.861	17.493	22.280	20.088	96.8	112.6
16	16:26:20.992	58.870	16.991	21.932	19.947	101.5	121.8	14	16:24:59.559	59.013	17.501	21.785	19.727	97.3	117.1
17	16:27:18.086	57.094	16.493	21.167	19.434	101.7	121.4	15	16:25:58.417	58.358	17.356	21.705	19.797	96.8	117.3
(90) William PATERSON								16	16:26:57.277	58.860	17.353	21.743	19.764	97.4	116.9
1	16:12:04.686	59.615	17.213	21.859	20.543	107.7	86.1	17	16:27:57.626	1:00.349	17.610	22.348	20.391	96.8	116.3
2	16:13:00.514	55.828	16.299	21.103	18.426	108.6	125.9	(10) Mark THOMSON							
3	16:13:55.428	54.914	15.804	20.873	18.237	109.8	128.3	1	16:12:45.887	1:00.865	17.787	23.617	19.461	108.1	93.1
4	16:14:49.765	54.337	15.695	20.550	18.092	109.5	127.8	2	16:13:45.553	59.666	16.807	23.596	19.263	110.0	128.6
5	16:15:47.232	57.467	15.583	22.852	19.032	108.9	128.8	3	16:14:45.999	1:00.446	16.871	23.997	19.578	106.4	128.3
6	16:16:42.033	54.801	15.693	20.862	18.246	110.0	127.6	4	16:15:48.414	1:02.415	17.061	24.880	20.474	102.1	126.4
7	16:17:37.191	55.158	15.768	20.913	18.477	109.8	128.1	5	16:16:47.763	59.349	16.878	23.403	19.068	107.5	116.1
8	16:18:31.552	54.361	15.606	20.703	18.052	109.3	127.3	6	16:17:45.161	57.398	16.344	22.513	18.541	113.5	128.1
9	16:19:26.025	54.473	15.755	20.574	18.144	109.1	128.6	7	16:18:42.030	56.869	16.267	22.255	18.347	113.0	130.6
10	16:20:21.486	55.461	15.797	20.967	18.697	108.8	128.3	8	16:19:38.346	56.316	15.784	22.088	18.444	112.0	129.8
11	16:21:16.280	54.794	15.588	20.731	18.475	109.7	127.6	9	16:20:34.616	56.270	15.730	21.824	18.716	111.7	133.7
12	16:22:15.906	59.626	15.600	21.441	22.585	109.5	127.1	10	16:21:31.006	56.390	15.796	21.912	18.682	114.7	130.6
13	16:23:20.818	1:04.912	19.007	24.313	21.592	94.1	98.3	11	16:22:27.303	56.297	15.679	22.001	18.617	115.5	136.1
14	16:24:22.147	1:01.329	17.586	23.098	20.645	99.3	112.0	12	16:23:23.554	56.251	15.944	21.854	18.453	113.5	132.9
15	16:25:21.791	59.644	17.579	22.238	19.827	104.5	107.9	13	16:24:20.920	57.366	15.735	22.600	19.031	111.7	133.4
16	16:26:25.172	1:03.381	17.679	22.708	22.994	104.5	124.3	14	16:25:16.863	55.943	15.703	21.780	18.460	115.7	138.9
17	16:27:23.368	58.196	16.981	21.782	19.433	103.2	111.3	15	16:26:12.295	55.432	15.637	21.605	18.190	115.1	134.2
(3) Michael ANDERSON								16	16:27:09.162	56.867	15.695	21.980	19.192	115.3	134.2
1	16:12:09.210	1:02.433	19.544	23.335	19.554	92.2	86.9	17	16:28:05.432	56.270	15.840	21.877	18.553	110.9	129.8
2	16:13:08.438	59.228	17.301	22.275	19.652	102.3	121.4	(155) Adam KINDNESS							
3	16:14:07.627	59.189	17.717	22.018	19.454	103.2	119.4	1	16:12:10.532	1:02.506	19.238	23.509	19.759	94.1	77.9
4	16:15:06.007	58.380	17.277	21.933	19.170	102.6	122.5	2	16:13:09.811	59.279	16.958	22.579	19.742	97.1	114.7
5	16:16:04.894	58.887	17.293	22.173	19.421	100.8	122.0	3	16:14:10.277	1:00.466	17.506	22.676	20.284	93.3	116.5
6	16:17:03.075	58.181	17.139	21.667	19.375	102.8	122.5	4	16:15:09.477	59.200	17.835	21.811	19.554	89.0	106.9
7	16:18:02.926	59.851	17.213	22.369	20.269	104.0	122.5	5	16:16:08.893	59.416	17.420	22.269	19.727	90.8	114.3
8	16:19:02.244	59.318	17.130	22.593	19.595	103.2	121.4	6	16:17:07.871	58.978	17.591	21.515	19.872	91.4	109.3
9	16:20:00.731	58.487	17.080	22.015	19.392	101.5	121.6	7	16:18:07.187	59.316	17.302	22.103	19.911	91.1	109.8
10	16:20:59.474	58.743	17.279	21.831	19.633	1									



KMSC/SMRC Race meeting AC

KMSC Modsports Championship

Knockhill AC 1.271 miles

Race 8 - 2nd Race

01/06/2024 15:40

Race (15:00 and 1 Laps) started at 16:10:58

Lap	Time of Day	Lap Tm	S1	S2	S3	S1Spd	SFSpd	Lap	Time of Day	Lap Tm	S1	S2	S3	S1Spd	SFSpd
14	16:25:03.561	59.831	17.784	21.896	20.151	92.1	110.9								
15	16:26:03.411	59.850	17.311	22.027	20.512	91.2	106.0								
16	16:27:03.301	59.890	17.753	22.267	20.512	91.2	106.0								
17	16:28:05.934	1:02.633	17.356	21.964	23.313	89.1	108.8								

(31) Natalie COWIE

1	16:12:09.809	1:01.587	18.044	23.677	19.866	92.6	90.0
2	16:13:09.224	59.415	17.382	22.141	19.892	96.4	116.5
3	16:14:09.540	1:00.316	17.756	22.635	19.925	94.7	116.3
4	16:15:09.225	59.685	17.336	22.396	19.953	95.2	115.5
5	16:16:09.775	1:00.550	17.543	23.110	19.897	95.2	113.9
6	16:17:09.335	59.560	17.307	21.965	20.288	95.5	114.3
7	16:18:11.446	1:02.111	17.580	22.526	22.005	94.8	113.7
8	16:19:12.423	1:00.977	17.732	22.455	20.790	94.0	109.5
9	16:20:12.775	1:00.352	17.474	22.329	20.549	95.6	112.4
10	16:21:12.832	1:00.057	17.396	22.371	20.290	94.3	112.0
11	16:22:13.681	1:00.849	17.530	22.446	20.873	93.6	112.8
12	16:23:14.315	1:00.634	17.914	22.506	20.214	92.8	112.6
13	16:24:14.500	1:00.185	17.670	22.073	20.442	93.6	112.2
14	16:25:15.259	1:00.759	17.619	22.760	20.380	94.3	112.2
15	16:26:16.445	1:01.186	17.544	22.660	20.982	94.0	114.3
16	16:27:17.485	1:01.040	17.551	22.904	20.585	93.7	112.4

(129) Andrew HERRON

1	16:12:19.824	1:10.240	20.663	26.495	23.082	82.7	76.6
2	16:13:28.596	1:08.772	20.125	25.907	22.740	81.5	98.3
3	16:14:36.955	1:08.359	20.307	25.424	22.628	82.6	99.1
4	16:15:45.302	1:08.347	19.659	25.770	22.918	83.3	98.7
5	16:16:55.749	1:10.447	21.485	26.193	22.769	77.8	98.0
6	16:18:06.061	1:10.312	19.841	25.476	24.995	82.8	99.6
7	16:19:15.673	1:09.612	20.837	26.026	22.749	82.8	95.2
8	16:20:24.971	1:09.298	20.093	25.388	23.817	81.4	99.0
9	16:21:34.510	1:09.539	19.834	25.195	24.510	82.4	96.4
10	16:22:42.389	1:07.879	20.140	25.255	22.484	81.8	93.5
11	16:23:49.884	1:07.495	19.693	25.236	22.566	81.6	99.9
12	16:24:57.829	1:07.945	19.814	25.299	22.832	82.8	99.1
13	16:26:09.389	1:11.560	21.189	27.758	22.613	81.3	92.2
14	16:27:21.582	1:12.193	21.252	27.800	23.141	79.0	98.5

(99) Philip WEBSTER

1	16:12:21.520	1:10.957	21.110	26.189	23.658	75.9	72.1
2	16:13:31.523	1:10.003	20.593	25.661	23.749	75.5	89.8
3	16:14:41.178	1:09.655	20.487	25.698	23.470	75.9	89.5
4	16:15:51.989	1:10.811	20.217	25.936	24.658	75.3	88.8
5	16:17:02.305	1:10.316	20.552	25.891	23.873	75.8	87.5
6	16:18:12.958	1:10.653	20.626	25.747	24.280	75.7	87.8
7	16:19:22.822	1:09.864	20.333	25.454	24.077	75.6	88.9
8	16:20:33.179	1:10.357	20.304	25.285	24.768	75.0	88.3
9	16:21:43.932	1:10.753	21.314	25.374	24.065	75.5	86.6
10	16:22:53.647	1:09.715	20.265	25.361	24.089	75.5	87.2
11	16:24:04.969	1:11.322	20.692	25.825	24.805	73.9	87.8
12	16:25:14.732	1:09.763	20.261	25.527	23.975	75.1	89.5
13	16:26:25.870	1:11.138	20.616	25.488	25.034	75.1	88.1
14	16:27:35.406	1:09.536	20.263	25.288	23.985	75.6	88.0

(19) Harvey GILLANDERS

1	16:12:06.992	59.811	17.891	22.078	19.842	95.9	86.1
2	16:13:05.971	58.979	17.085	22.075	19.819	100.0	119.8
3	16:14:05.660	59.689	17.524	22.328	19.837	98.8	116.7
4	16:15:04.774	59.114	17.206	22.155	19.753	98.3	119.2
5	16:16:03.460	58.686	17.043	21.859	19.784	99.3	119.6
6	16:17:02.374	58.914	17.429	21.964	19.521	97.8	118.4
7	16:18:02.863	1:00.489	17.407	22.398	20.684	99.6	118.1
8	16:19:02.903	1:00.040	17.244	23.288	19.508	98.5	115.7
9	16:20:01.367	58.464	16.905	22.142	19.417	100.3	120.5
10	16:20:59.886	58.519	16.930	21.940	19.649	99.1	120.7
11	16:21:58.863	58.977	17.324	22.169	19.484	95.5	113.9
12	16:23:00.684	1:01.821	17.590	22.604	21.627	95.5	113.4
13	16:24:08.407	1:07.723	20.127	25.766	21.830	85.4	95.7

Clerk of the Course

Sig : Time :
 Chief Timekeeper : Ian Sharp (SMART Timing)
 Results available at www.smart-timing.co.uk and www.speedhive.com

Orbits





KMSC/SMRC Race meeting AC

Lapchart

KMSC Modsports Championship

Knockhill AC 1.271 miles

Race 8 - 2nd Race

01/06/2024 15:40

Race (15:00 and 1 Laps) started at 16:10:58



Competitors	Laps																		
	0	1	2	3	4	5	6	7	8	9	10	11	12	13	14	15	16	17	
William PATERSON (90)	1	90	90	90	90	90	90	90	90	90	90	90	90	90	90	179	179	179	179
Shaun DAVIDSON (32)	2	32	179	179	179	179	179	179	179	179	179	179	179	179	90	90	32	32	
Cameron BRYDON (179)	3	179	32	32	32	32	32	32	32	32	32	32	32	32	32	32	90	90	
Michael ANDERSON (3)	4	3	19	19	19	19	19	19	3	3	3	3	3	3	3	3	3	3	
Harvey GILLANDERS (19)	5	19	37	37	37	37	3	3	19	19	19	19	86	86	86	86	86	86	
David ROBB (37)	6	37	3	3	3	3	37	37	37	37	37	86	19	37	37	37	37	37	
Adam MORRISON (86)	7	86	31	31	86	86	86	86	86	86	86	37	37	155	155	155	155	10	
Adam KINDNESS (155)	8	155	86	86	31	31	155	155	155	155	155	155	155	19	31	10	10	155	
Natalie COWIE (31)	9	31	155	155	155	155	31	31	31	31	31	31	31	31	10	31	31		
Andrew HERRON (129)	10	129	129	129	129	129	10	10	10	10	10	10	10	10	10	129			
Philip WEBSTER (99)	11	99	99	99	99	10	129	129	129	129	129	129	129	129	99				
James STRACHAN (26)	12	26	10	10	10	99	99	99	99	99	99	99	99	99					
Mark THOMSON (10)	13	10																	
-	14																		
-	15																		
-	16																		

Clerk of the Course Orbits

Sig : Time :
Chief Timekeeper : Ian Sharp (SMART Timing)
Results available at www.smart-timing.co.uk and www.speedhive.com

Printed: 01/06/2024 16:30:34



**KMSC/SMRC Race meeting AC****Sorted on Laps**

Scottish Legends Championship

Knockhill AC 1.271 miles

Race 9 - Final - Re-Start

01/06/2024 16:15

Race (8 Laps) started at 16:59:58

Pos	No.	Name	Make/Model	CC	Class	Laps	Total Tm	Diff	Best Tm	In Lap	2nd Best
1	52	Stewart BLACK	Legend Coupe	1250	L	8	7:58.512		58.403	6	58.753
2	8	Steve WHITELEGG	Legend Coupe	1250	L T	8	7:58.691	0.179	58.489	6	58.748
3	10	Ross HODGSON	Legend Coupe	1300	L R	8	8:01.810	3.298	58.766	7	58.779
4	24	Matthew PAPE	Legend Coupe	1250	L	8	8:07.673	9.161	59.102	8	59.308
5	77	Michael WEDDELL	Legend Coupe	1250	L R	8	8:08.771	10.259	59.443	6	59.627
6	26	Scott HYNDS	Legend Coupe	1250	L	8	8:09.358	10.846	59.685	5	59.753
7	95	Maxim POPELYUSHKO	Legend Coupe	850	L	8	8:10.421	11.909	59.453	2	59.858
8	86	Jon CRITCHLOW	Legend Sedan	1250	L	8	8:10.451	11.939	59.239	6	59.286
9	37	Ivor GREENWOOD	Legend Coupe	1250	L	8	8:10.464	11.952	59.677	5	59.698
10	43	Jonty NORMAN	Legend Sedan	1250	L	8	8:11.116	12.604	59.701	5	59.720
11	35	Neil SHENTON	Legend Coupe	1250	L	8	8:11.366	12.854	59.738	5	59.797
12	333	Bill READ	Legend Coupe	890	L	8	8:14.943	16.431	59.985	6	1:00.147
13	46	Brent BOWIE	Legend Coupe	1250	L	8	8:19.688	21.176	1:00.689	6	1:00.790
14	55	Stuart McANDREW	Legend Coupe	1250	L	8	8:23.260	24.748	1:00.578	3	1:01.254
15	6	Gary ATKINSON	Legend Sedan-Van	899	L R	8	8:25.828	27.316	1:01.373	4	1:01.422
16	30	Mark FRENCH	Legend Coupe	1250	L	8	8:26.568	28.056	1:01.217	4	1:01.401
17	53	Stuart ROBERTSON	Legend Coupe	850	L	8	8:40.540	42.028	1:02.703	5	1:02.973
18	27	Grant HUNTER	Legend Coupe	890	L R	8	8:46.195	47.683	1:00.712	3	1:00.906
19	66	Alastair CALDERWOOD	Legend Sedan	1250	L	7	8:04.288	1 Lap	1:06.624	3	1:07.466
Not classified											
DNF	85	Mark BEATY	Legend Coupe	1250	L	1	1:09.886	DNF	1:02.056	1	
DNS	9	Colin ATKINSON	Legend Coupe	899	L			DNS		0	
DNS	28	David ALLAN	Legend Coupe	890	L			DNS		0	

Announcements

RED FLAG after Leader completed 3 Laps - Race re-started over 8 Laps on a new Grid

Margin of Victory	Avg. Speed	Best Lap Tm	Best Speed	Best Lap by
0.179	76.515	58.403	78.364	52 - Stewart BLACK

Clerk of the Course**Orbits**

Sig : Time :

Chief Timekeeper : Ian Sharp (SMART Timing)

Results available at www.smart-timing.co.uk and www.speedhive.com

Printed: 01/06/2024 17:16:32





KMSC/SMRC Race meeting AC

Scottish Legends Championship

Knockhill AC 1.271 miles

Race 9 - Final - Re-Start

01/06/2024 16:15

Race (8 Laps) started at 16:59:58

Lap	Time of Day	Lap Tm	S1	S2	S3	S1Spd	SFSpd	Lap	Time of Day	Lap Tm	S1	S2	S3	S1Spd	SFSpd
(52) Stewart BLACK															
1	17:01:04.746	1:00.053	17.957	22.333	19.763	96.6	86.7	3	17:03:09.440	1:00.428	18.084	22.108	20.236	93.7	110.7
2	17:02:03.499	58.753	16.978	21.816	19.959	95.5	110.4	4	17:04:09.969	1:00.529	17.687	21.970	20.872	94.5	110.7
3	17:03:02.841	59.342	17.617	22.092	19.633	93.3	110.0	5	17:05:09.255	59.286	17.570	21.811	19.905	93.6	104.2
4	17:04:01.949	59.108			19.545	112.4		6	17:06:08.494	59.239	17.470	21.859	19.910	94.7	109.1
5	17:05:00.921	58.972	17.794	21.420	19.758	94.3	110.6	7	17:07:09.219	1:00.725	17.740	22.398	20.587	95.2	110.9
6	17:05:59.324	58.403	17.263	21.244	19.896	93.5	108.1	8	17:08:09.024	59.805	17.779	22.019	20.007	94.1	110.7
7	17:06:58.095	58.771	17.446	21.349	19.976	92.8	105.8	(37) Ivor GREENWOOD							
8	17:07:57.085	58.990	17.248	21.833	19.909	93.5	106.7	1	17:01:05.347	1:01.726	18.566	23.009	20.151	94.9	84.3
(8) Steve WHITELEGG															
1	17:01:04.793	1:00.645	18.060	21.852	20.733	93.2	85.4	2	17:02:08.296	1:02.949	17.962	24.130	20.857	93.3	110.0
2	17:02:03.868	59.075	17.290	21.760	20.025	94.0	106.4	3	17:03:08.751	1:00.455	17.783	22.245	20.427	94.1	107.9
3	17:03:02.619	58.751	17.211	21.514	20.026	92.3	110.0	4	17:04:08.483	59.732	17.605	22.056	20.071	94.3	108.4
4	17:04:01.938	59.319	17.496	21.628	20.195	91.6	106.4	5	17:05:08.160	59.677	17.598	21.938	20.141	94.9	110.4
5	17:05:00.930	58.992	17.600	21.465	19.927	92.8	104.0	6	17:06:07.858	59.698	17.372	22.223	20.103	94.5	110.9
6	17:05:59.419	58.489	17.417	21.433	19.639	94.0	105.5	7	17:07:08.352	1:00.494	17.691	22.749	20.054	94.4	108.9
7	17:06:58.516	59.097	17.410	21.775	19.912	91.7	110.2	8	17:08:09.037	1:00.685	17.542	22.605	20.538	94.8	112.0
8	17:07:57.264	58.748	17.119	21.766	19.863	94.4	108.6	(43) Jonty NORMAN							
(10) Ross HODGSON															
1	17:01:04.208	1:00.468	18.271	21.890	20.307	93.6	82.5	1	17:01:06.768	1:02.526	19.069	23.082	20.375	95.2	85.9
2	17:02:03.489	59.281	17.303	21.928	20.050	92.8	105.7	2	17:02:08.487	1:01.719	17.493	23.352	20.874	95.9	110.2
3	17:03:02.783	59.294	17.555	21.947	19.792	93.1	107.0	3	17:03:09.232	1:00.745	17.781	22.612	20.352	93.7	110.6
4	17:04:01.908	59.125	17.436	21.871	19.818	94.5	112.0	4	17:04:09.006	59.774	17.378	22.200	20.196	95.7	109.7
5	17:05:01.359	59.451	17.843	21.753	19.855	92.9	107.4	5	17:05:08.707	59.701	17.515	21.910	20.276	94.8	110.4
6	17:06:00.138	58.779	17.395	21.550	19.834	94.9	111.3	6	17:06:08.427	59.720	17.637	21.955	20.128	93.9	110.4
7	17:06:58.904	58.766	17.519	21.414	19.833	93.5	108.8	7	17:07:08.898	1:00.471	17.522	22.528	20.421	95.5	109.5
8	17:08:00.383	1:01.479	18.502	22.658	20.319	92.2	110.7	8	17:08:09.689	1:00.791	17.618	22.738	20.435	91.2	109.8
(24) Matthew PAPE															
1	17:01:06.953	1:01.656	19.061	22.840	19.755	95.1	86.7	(35) Neil SHENTON							
2	17:02:07.238	1:00.285	17.084	23.065	20.136	94.8	113.0	1	17:01:10.390	1:04.080	19.178	24.151	20.751	93.6	85.3
3	17:03:07.581	1:00.343	17.182	22.645	20.516	93.7	110.4	2	17:02:10.734	1:00.344	17.527	22.369	20.448	92.6	107.0
4	17:04:07.530	59.949	17.391	22.282	20.276	94.3	110.6	3	17:03:10.555	59.821	17.401	22.116	20.304	92.6	111.5
5	17:05:07.612	1:00.082	17.292	22.229	20.561	94.9	109.7	4	17:04:10.557	1:00.002	17.521	22.240	20.241	91.8	106.5
6	17:06:06.920	59.308	17.231	22.108	19.969	94.1	108.9	5	17:05:10.295	59.738	17.572	21.870	20.296	92.3	107.5
7	17:07:07.144	1:00.224	17.491	22.416	20.317	92.9	108.2	6	17:06:10.218	59.923	17.657	21.886	20.380	90.9	106.4
8	17:08:06.246	59.102	17.277	21.725	20.100	91.3	105.3	7	17:07:10.142	59.924	17.670	21.919	20.335	91.4	105.2
(77) Michael WEDDELL															
1	17:01:06.186	1:00.701	18.217	22.373	20.111	94.9	87.7	8	17:08:09.939	59.797	17.512	22.131	20.154	92.2	106.4
2	17:02:06.993	1:00.807	17.569	22.982	20.256	93.1	110.9	(333) Bill READ							
3	17:03:07.482	1:00.489	17.335	22.294	20.860	94.0	111.7	1	17:01:09.492	1:04.389	19.122	24.778	20.489	93.1	87.6
4	17:04:07.608	1:00.126	17.497	22.483	20.146	93.7	106.5	2	17:02:10.568	1:01.076	17.877	22.685	20.514	93.6	106.0
5	17:05:07.710	1:00.102	17.471	22.228	20.403	93.2	109.3	3	17:03:11.490	1:00.922	18.002	22.420	20.500	94.7	108.8
6	17:06:07.153	59.443	17.399	22.158	19.886	92.9	111.5	4	17:04:12.504	1:01.014	17.882	22.762	20.370	94.8	108.1
7	17:07:07.717	1:00.564	17.326	22.952	20.286	94.0	110.4	5	17:05:13.132	1:00.628	17.763	22.695	20.170	93.9	110.2
8	17:08:07.344	59.627	17.786	21.772	20.069	90.6	107.5	6	17:06:13.117	59.985	17.358	22.281	20.346	94.0	111.5
(26) Scott HYNDS															
1	17:01:05.951	1:01.388						7	17:07:13.369	1:00.252	17.741	22.151	20.360	93.5	107.7
2	17:02:06.850	1:00.899						8	17:08:13.516	1:00.147	17.678	22.223	20.246	92.6	107.9
3	17:03:07.276	1:00.426						(46) Brent BOWIE							
4	17:04:07.531	1:00.255						1	17:01:06.966	1:01.231	18.442	22.591	20.198	95.1	87.5
5	17:05:07.216	59.685						2	17:02:08.890	1:01.924	17.971	23.016	20.937	92.4	109.7
6	17:06:06.969	59.753						3	17:03:11.131	1:02.241	17.797	22.912	21.532	92.7	106.5
7	17:07:07.269	1:00.300						4	17:04:12.074	1:00.943	17.807	22.642	20.494	91.1	100.5
8	17:08:07.931	1:00.662						5	17:05:12.864	1:00.790	17.627	22.717	20.446	90.8	105.3
(95) Maxim POPELYUSHKO															
1	17:01:05.807	1:01.243	17.961	23.085	20.197	94.3	84.9	6	17:06:13.553	1:00.689	17.823	22.546	20.320	93.7	104.9
2	17:02:05.260	59.453	17.385	21.716	20.352	93.2	111.3	7	17:07:14.939	1:01.386	17.961	22.833	20.592	90.2	107.7
3	17:03:05.118	59.858	17.289	22.074	20.495	94.1	107.2	8	17:08:18.261	1:03.322	17.916	22.915	22.491	89.4	104.9
4	17:04:05.028	59.910	17.219	22.160	20.531	93.6	105.3	(55) Stuart McANDREW							
5	17:05:05.804	1:00.776	17.319	22.682	20.775	93.2	106.4	1	17:01:11.970	1:05.887	19.921	24.129	21.837	90.0	85.8
6	17:06:06.592	1:00.788	17.890	22.332	20.566	92.6	105.3	2	17:02:13.766	1:01.796	18.339	22.861	20.596	91.9	110.0
7	17:07:08.116	1:01.524	17.705	23.058	20.761	92.4	105.3	3	17:03:14.344	1:00.578	17.741	22.328	20.509	92.8	107.2
8	17:08:08.994	1:00.878	17.551	22.584	20.743	93.7	110.6	4	17:04:16.459	1:02.115	17.868	23.472	20.775	93.6	107.0
(86) Jon CRITCHLOW															
1	17:01:07.991	1:02.201	18.805	23.052	20.344	95.7	88.3	5	17:05:17.713	1:01.254	17.850	22.622	20.782	92.1	105.3
2	17:02:09.012	1:01.021	17.722	22.487	20.812	92.8	106.5	6	17:06:19.053	1:01.340	17.887	22.763	20.690	92.4	105.0
(6) Gary ATKINSON															
1	17:01:11.896	1:06.848	18.912	25.556	22.380	94.7	86.7	7	17:07:20.345	1:01.292	17.837	22.693	20.762	91.3	104.7
2	17:02:14.467	1:02.571	18.764	23.073	20.734	93.1	107.4	8	17:08:21.833	1:01.488	17.991	22.699	20.798	90.7	105.0
3	17:03:15.889	1:01.422	17.968	22.752	20.702	92.2	108.9	(6) Gary ATKINSON							
4	17:04:17.262	1:01.573	17.789	23.017	20.567	92.9	108.6	1	17:01:11.896	1:06.848	18.912	25.556	22.380	94.7	86.7
5	17:05:18.962	1:01.700	17.657	22.892	21.151	94.4	109.3	2	17:02:14.467	1:02.571	18.764	23.073	20.734	93.1	107.4
6	17:06:20.517	1:01.555	17.805	22.679	21.071	94.0	107.0	3	17:03:15.889	1:01.422	17.968	22.752	20.702	92.2	108.9



KMSC/SMRC Race meeting AC

Scottish Legends Championship

Knockhill AC 1.271 miles

Race 9 - Final - Re-Start

01/06/2024 16:15

Race (8 Laps) started at 16:59:58

Lap	Time of Day	Lap Tm	S1	S2	S3	S1Spd	SFSpd	Lap	Time of Day	Lap Tm	S1	S2	S3	S1Spd	SFSpd
7	17:07:22.281	1:01.764	17.695	22.907	21.162	92.9	107.0								
8	17:08:24.401	1:02.120	17.851	23.229	21.040	91.6	106.9								

(30) Mark FRENCH

1	17:01:12.336	1:05.911	19.853	24.726	21.332	90.1	85.7
2	17:02:14.828	1:02.492	18.616	23.167	20.709	92.1	107.5
3	17:03:16.229	1:01.401	17.964	22.678	20.759	92.8	106.2
4	17:04:17.446	1:01.217	17.828	22.992	20.397	92.2	107.7
5	17:05:19.237	1:01.791	17.917	22.690	21.184	92.1	107.2
6	17:06:20.748	1:01.511	18.063	22.389	21.059	91.3	101.5
7	17:07:22.570	1:01.822	17.752	22.954	21.116	92.6	102.9
8	17:08:25.141	1:02.571	17.901	23.115	21.555	91.4	104.5

(53) Stuart ROBERTSON

1	17:01:13.387	1:07.649	20.155	25.829	21.665	85.6	84.2
2	17:02:18.328	1:04.941	19.956	23.642	21.343	88.4	106.9
3	17:03:21.301	1:02.973	18.278	23.482	21.213	91.7	104.4
4	17:04:25.510	1:04.209	18.410	24.489	21.310	92.4	103.9
5	17:05:28.213	1:02.703	18.183	23.209	21.311	92.4	103.4
6	17:06:31.365	1:03.152	18.406	23.237	21.509	92.6	104.5
7	17:07:34.903	1:03.538	18.284	23.837	21.417	91.6	102.8
8	17:08:39.113	1:04.210	18.544	24.022	21.644	91.8	103.1

(27) Grant HUNTER

1	17:01:11.268	1:05.253	19.622	24.264	21.367	88.3	89.5
2	17:02:12.174	1:00.906	18.054	22.786	20.066	94.7	108.1
3	17:03:12.886	1:00.712	18.153	22.191	20.368	94.9	108.8
4	17:04:30.151	1:17.265	18.675	35.857	22.733	95.1	108.6
5	17:05:33.426	1:03.275	19.615	22.871	20.789	91.9	105.0
6	17:06:36.359	1:02.933	18.836	23.103	20.994	93.9	104.5
7	17:07:41.453	1:05.094	20.572	23.994	20.528	89.5	101.8
8	17:08:44.768	1:03.315	19.754	22.776	20.785	92.4	103.9

(66) Alastair CALDERWOOD

1	17:01:15.504	1:08.747	20.685	25.808	22.254	86.1	83.6
2	17:02:22.970	1:07.466	19.518	25.225	22.723	85.2	102.1
3	17:03:29.594	1:06.624	19.492	25.119	22.013	84.0	98.3
4	17:04:37.495	1:07.901	19.538	25.583	22.780	86.5	99.1
5	17:05:45.273	1:07.778	19.898	25.237	22.643	83.4	96.7
6	17:06:53.668	1:08.395	19.991	25.688	22.716	84.3	94.8
7	17:08:02.861	1:09.193	19.800	26.563	22.830	82.4	94.9

(85) Mark BEATY

1	17:01:08.459	1:02.056	18.686	23.081	20.289	95.5	91.3
---	--------------	-----------------	---------------	---------------	---------------	-------------	------

Clerk of the Course

Sig : Time :
Chief Timekeeper : Ian Sharp (SMART Timing)
Results available at www.smart-timing.co.uk and www.speedhive.com

Printed: 01/06/2024 17:16:50

Orbits





KMSC/SMRC Race meeting AC

Lapchart

Scottish Legends Championship **Knockhill AC 1.271 miles**

Race 9 - Final - Re-Start **01/06/2024 16:15**

Race (8 Laps) started at 16:59:58

Competitors	Laps									
	0	1	2	3	4	5	6	7	8	
Ivor GREENWOOD (37)	1	37	10	10	8	10	52	52	52	52
Ross HODGSON (10)	2	10	52	52	10	8	8	8	8	8
Steve WHITELEGG (8)	3	8	8	8	52	52	10	10	10	10
Jonty NORMAN (43)	4	43	37	95	95	95	95	95	24	24
Scott HYNDS (26)	5	26	95	26	26	24	26	24	26	77
Maxim POPELYUSHKO (95)	6	95	26	77	77	26	24	26	77	26
Stewart BLACK (52)	7	52	77	24	24	77	77	77	95	95
Gary ATKINSON (6)	8	6	43	37	37	37	37	37	37	86
Bill READ (333)	9	333	24	43	43	43	43	43	43	37
Matthew PAPE (24)	10	24	46	46	86	86	86	86	86	43
Michael WEDDELL (77)	11	77	86	86	35	35	35	35	35	35
Brent BOWIE (46)	12	46	85	333	46	46	46	333	333	333
Stuart ROBERTSON (53)	13	53	333	35	333	333	333	46	46	46
Jon CRITCHLOW (86)	14	86	35	27	27	55	55	55	55	55
Grant HUNTER (27)	15	27	27	55	55	6	6	6	6	6
Stuart McANDREW (55)	16	55	6	6	6	30	30	30	30	30
Neil SHENTON (35)	17	35	55	30	30	53	53	53	53	53
Mark BEATY (85)	18	85	30	53	53	27	27	27	27	27
Mark FRENCH (30)	19	30	53	66	66	66	66	66	66	66
Alastair CALDERWOOD (66)	20	66	66							
-	21									
-	22									

Clerk of the Course **Orbits**

Sig : **Time :**
Chief Timekeeper : Ian Sharp (SMART Timing)
Results available at www.smart-timing.co.uk and www.speedhive.com
Printed: 01/06/2024 17:17:17



**KMSC/SMRC Race meeting AC****Sorted on best lap time**

Super Lap Scotland

Knockhill AC 1.271 miles

Finals - AMENDED RESULT

01/06/2024 16:30

Practice started at 17:16:09

Pos	No.	Name	Make/Model	CC	Class	Laps	Best Tm	Diff	Best Speed	2nd Best
1	63	Lloyd JAMIESON	Ford Escort Cosworth	1998	Pro	3	56.269		81.336	58.971
2	9	Steven ARKLEY	Westfield Megabusa	1440	B	2	58.303	2.034	78.498	1:25.198
3	48	Rab JOBSON	Audi S3	2000	E	2	59.124	2.855	77.408	1:22.835
4	23	Andrew COWIE	Subaru Impreza	2100	E	2	1:02.715	6.446	72.976	1:16.367
5	155	Adam KINDNESS	Mini Cooper S R53	1600S	D	2	1:03.541	7.272	72.027	1:23.159
6	33	Brian VERBARG	Honda EP3	2000	C	2	1:03.585	7.316	71.977	1:15.950
7	17	Marc THOMSON	Mini Cooper S R53	1600S	F	2	1:05.175	8.906	70.221	1:15.551
8	5	Alex MILNE	Renault Megane R26	1995	E	2	1:05.920	9.651	69.428	1:13.939
9	29	Carl WALKER	Renault Clio 172	2000	F	2	1:05.992	9.723	69.352	1:15.512
10	56	Andrew FAHEY	Renault Megane	2000	F	2	1:06.875	10.606	68.436	1:16.402
11	6	Martin HUTTON	Peugeot 106	1124	G	2	1:07.742	11.473	67.560	1:16.214

Announcements

Car No.155 - Lap Time includes 5 second time penalty - Exceeding track limits

AMENDED RESULT - Car No.33 re-classified

Clerk of the Course

Orbits

Sig : Time :

Chief Timekeeper : Ian Sharp (SMART Timing)

Results available at www.smart-timing.co.uk and www.speedhive.com

Printed: 02/06/2024 09:59:22

**RACE WITH RESPECT**



KMSC/SMRC Race meeting AC

Super Lap Scotland **Knockhill AC 1.271 miles**

Finals **01/06/2024 16:30**

Practice started at 17:16:09

Lap	Time of Day	Lap Tm	S1	S2	S3	S1Spd	SFSpd	Lap	Time of Day	Lap Tm	S1	S2	S3	S1Spd	SFSpd
(63) Lloyd JAMIESON															
1	17:29:08.747	1:07.356	23.633	23.004	20.719	94.5	29.3								
2	17:30:07.718	58.971	17.717	21.872	19.382	100.2	111.1								
3	17:31:03.987	56.269	16.109	21.237	18.923	105.0	122.0								
(9) Steven ARKLEY															
1	17:26:19.362	1:25.198	30.220	32.983	21.995	64.1	23.9								
2	17:27:17.665	58.303	16.727	22.142	19.434	104.5	117.5								
(48) Rab JOBSON															
1	17:22:30.859	1:22.835	27.585	34.953	20.297	58.8	27.0								
2	17:23:29.983	59.124	17.539	21.633	19.952	90.9	111.1								
(23) Andrew COWIE															
1	17:22:06.734	1:16.367	25.710	29.523	21.134	60.2	30.1								
2	17:23:09.449	1:02.715	18.331	23.410	20.974	93.1	107.7								
(155) Adam KINDNESS															
1	17:25:40.604	1:23.159	25.987	36.787	20.385	53.6	40.5								
2	17:26:39.145	58.541	17.288	21.700	19.553	94.9	113.0								
(33) Brian VERBARG															
1	17:25:50.363	1:15.950	22.983	29.857	23.110	88.8	32.8								
2	17:26:53.948	1:03.585	18.463	24.910	20.212	96.7	105.0								
(17) Marc THOMSON															
1	17:18:29.815	1:15.551	24.329	28.131	23.091	77.4	31.3								
2	17:19:34.990	1:05.175	18.975	24.009	22.191	85.5	101.2								
(5) Alex MILNE															
1	17:21:43.887	1:13.939	25.536	26.955	21.448	63.9	34.3								
2	17:22:49.807	1:05.920	19.168	24.871	21.881	87.6	107.7								
(29) Carl WALKER															
1	17:18:17.643	1:15.512	25.857	27.029	22.626	77.0	30.2								
2	17:19:23.635	1:05.992	19.566	24.073	22.353	83.4	98.8								
(56) Andrew FAHEY															
1	17:18:03.891	1:16.402	25.779	27.783	22.840	77.0	30.5								
2	17:19:10.766	1:06.875	19.049	25.339	22.487	86.6	105.5								
(6) Martin HUTTON															
1	17:17:48.979	1:16.214	25.031	27.881	23.302	64.8	33.4								
2	17:18:56.721	1:07.742	20.027	24.879	22.836	80.9	94.9								

Clerk of the Course **Orbits**

Sig : **Time :**
Chief Timekeeper : Ian Sharp (SMART Timing)
Results available at www.smart-timing.co.uk and www.speedhive.com
Printed: 01/06/2024 17:57:21





Super Lap Scotland - King of the Hill - PROVISIONAL

Pos	Car No.	Name	Class	Round 1			Round 2			Round 3			Round 4			Round 5			Round 6			Total points	Total DS	Diff
				Knockhill			Knockhill AC			Knockhill			Knockhill			Knockhill			Knockhill					
				Q	F	Total	Q	F	Total	Q	F	Total	Q	F	Total	Q	F	Total	Q	F	Total			
1	17	Marc THOMSON	F	13	25	38	15	25	40			0			0			0			0	78	78	
2	29	Carl WALKER	F	15	16	31	14	20	34			0			0			0			0	65	65	13
3=	9	Steven ARKLEY	B	12	17	29	12	22	34			0			0			0			0	63	63	2
3=	56	Andrew FAHEY	F	14	20	34	13	16	29			0			0			0			0	63	63	0
5=	77	Ian BONTRONE	D	15	25	40			0			0			0			0			0	40	40	23
5=	48	Rab JOBSON	E			0	15	25	40			0			0			0			0	40	40	0
5=	5	Alex MILNE	E	12		12	12	16	28			0			0			0			0	40	40	0
8=	33	Brian VERBARG	C			0	12	22	34			0			0			0			0	34	34	6
8=	6	Martin HUTTON	G			0	12	22	34			0			0			0			0	34	34	0
8=	10	Nev WOOD	Pro	12	22	34			0			0			0			0			0	34	34	0
8=	155	Adam KINDNESS	D			0	12	22	34			0			0			0			0	34	34	0
8=	35	Stephen HENDERSON	D	14	20	34			0			0			0			0			0	34	34	0
8=	63	Lloyd JAMIESON	Pro			0	12	22	34			0			0			0			0	34	34	0
8=	23	Andrew COWIE	E			0	14	20	34			0			0			0			0	34	34	0
14=	71	Dave PENNY	B	10	22	32			0			0			0			0			0	32	32	0
14=	311	Steve SADLER	E	10	22	32			0			0			0			0			0	32	32	2
16	86	Adam MORRISON	D	13	16	29			0			0			0			0			0	29	29	3
17	7	Fraser McNEILL	D	12	14	26			0			0			0			0			0	26	26	3
18	37	Andrew SKINNER	D	11	12	23			0			0			0			0			0	23	23	3
20	23	Andrew COWIE	D	10		10			0			0			0			0			0	10	10	13
21	12	James CORCORAN	D	9		9			0			0			0			0			0	9	9	1
22	144	Donnie MacLEOD	D	8		8			0			0			0			0			0	8	8	1



Bulletin No. _____

KMSC/SMRC Race meeting AC**Sorted on Laps**

Scottish Mini Cooper & Cooper S Cup

Knockhill AC 1.271 miles

Race 10 - 3rd Race

01/06/2024 17:00

Race (9 Laps) started at 17:48:48

Pos	No.	Name	Make/Model	CC	Class	Laps	Total Tm	Diff	Best Tm	In Lap	2nd Best
1	70	Oly MORTIMER	Mini Cooper	1600	SM	9	9:41.205		1:03.268	6	1:03.274
2	22	Jason BALLANTYNE	Mini Cooper	1600	SM	9	9:41.736	0.531	1:02.613	7	1:03.029
3	91	Robbie DALGLEISH	Mini Cooper	1600	SM	9	9:41.759	0.554	1:02.824	3	1:02.966
4	23	Ian MUNRO	Mini Cooper	1600	SM	9	9:43.916	2.711	1:03.122	5	1:03.278
5	18	Daniel PATTERSON	Mini Cooper	1600	SM	9	9:44.158	2.953	1:03.046	8	1:03.157
6	65	Jack IRVINE	Mini Cooper	1600	SM	9	9:49.230	8.025	1:03.432	4	1:03.854
7	7	Blair DRYBURGH	Mini Cooper	1600	SMN	9	9:52.604	11.399	1:04.246	2	1:04.457
8	53	Stuart McPHADEN	Mini Cooper	1600	SMN	9	9:54.358	13.153	1:03.929	4	1:03.930
9	12	Jacob HEAP	Mini Cooper	1600	SMN	9	9:54.645	13.440	1:03.620	4	1:03.891
10	333	Ewan ROBERTSON	Mini Cooper	1600	SM	9	10:05.176	23.971	1:05.651	2	1:05.672
11	16	William SMITH	Mini Cooper	1600	SM	9	10:05.511	24.306	1:05.102	9	1:05.371
12	27	Martin WIJETUNGA	Mini Cooper	1600	SMN	9	10:07.299	26.094	1:05.102	4	1:05.245
13	5	Jonathan WILD	Mini Cooper	1600	SMN	9	10:09.725	28.520	1:05.533	4	1:05.571
14	684	Ralph STURROCK	Mini Cooper	1600	SMN	9	10:10.573	29.368	1:05.174	3	1:05.566
15	88	Barry HOLMES	Mini Cooper	1600	SM	9	10:10.831	29.626	1:04.339	8	1:04.474
16	80	Ross FOSTER	Mini Cooper	1600	SMN	9	10:15.670	34.465	1:05.819	7	1:06.513
Not classified											
DNF	52	Michael WILLIAMS	Mini Cooper	1600	SMN	8	9:00.435	DNF	1:05.125	4	1:05.587
DNF	25	Chad LITTLE	Mini Cooper	1600	SM		9.300	DNF		0	

Announcements

Car No.684 - Racetime includes 5 second time penalty - Exceeding track limits

Margin of Victory	Avg. Speed	Best Lap Tm	Best Speed	Best Lap by
0.531	70.870	1:02.613	73.095	22 - Jason BALLANTYNE

Clerk of the Course**Orbits**

Sig : Time :
 Chief Timekeeper : Ian Sharp (SMART Timing)
 Results available at www.smart-timing.co.uk and www.speedhive.com



Printed: 01/06/2024 18:01:03

KMSC/SMRC Race meeting AC
Scottish Mini Cooper & Cooper S Cup
Knockhill AC 1.271 miles
Race 10 - 3rd Race
01/06/2024 17:00
Race (9 Laps) started at 17:48:48

Lap	Time of Day	Lap Tm	S1	S2	S3	S1Spd	SFSpd	Lap	Time of Day	Lap Tm	S1	S2	S3	S1Spd	SFSpd
(70) Oly MORTIMER															
1	17:50:01.944	1:05.529	20.248	23.329	21.952	78.9	65.6	7	17:56:31.752	1:04.753	18.978	23.376	22.399	79.6	93.1
2	17:51:05.883	1:03.939	19.027	22.758	22.154	79.8	93.3	8	17:57:36.260	1:04.508	18.938	23.191	22.379	79.6	93.2
3	17:52:09.163	1:03.280	18.625	22.635	22.020	79.8	93.9	9	17:58:41.547	1:05.287	18.917	23.768	22.602	79.5	92.7
4	17:53:12.556	1:03.393	18.630	22.836	21.927	80.3	93.6	(53) Stuart McPHADEN							
5	17:54:15.964	1:03.408	18.692	22.644	22.072	79.8	94.4	1	17:50:06.763	1:08.409	20.978	24.322	23.109		65.5
6	17:55:19.232	1:03.268	18.632	22.629	22.007	80.0	94.1	2	17:51:11.817	1:05.054	19.475				93.1
7	17:56:22.576	1:03.344	18.624	22.684	22.036	80.1	94.4	3	17:52:16.351	1:04.534	19.361				95.1
8	17:57:25.850	1:03.274	18.619	22.653	22.002	79.3	94.4	4	17:53:20.280	1:03.929	18.738				96.0
9	17:58:30.148	1:04.298	18.758	22.614	22.926	80.0	94.3	5	17:54:24.426	1:04.146	19.060				94.0
(22) Jason BALLANTYNE															
1	17:50:04.793	1:07.534	20.708	24.369	22.457	79.9	66.8	6	17:55:28.356	1:03.930	18.788	22.895	22.247		94.1
2	17:51:08.234	1:03.441	18.861	22.858	21.722	80.5	95.6	7	17:56:33.235	1:04.879	18.760	23.782	22.337		94.7
3	17:52:11.742	1:03.508	18.604	22.741	22.163	80.3	96.0	8	17:57:39.042	1:05.807	19.464	23.911	22.432		95.2
4	17:53:15.276	1:03.534	18.653	22.801	22.080	80.6	95.5	9	17:58:43.301	1:04.259	19.062	22.834	22.363		92.7
5	17:54:18.625	1:03.349	18.653	22.505	22.191	80.6	95.7	(12) Jacob HEAP							
6	17:55:21.687	1:03.062	18.604	22.617	21.841	80.6	95.5	1	17:50:06.155	1:09.556	20.982	24.997	23.577	78.7	62.4
7	17:56:24.300	1:02.613	18.449	22.485	21.679	81.1	96.1	2	17:51:10.208	1:04.053	19.066	22.860	22.127	79.9	90.7
8	17:57:27.650	1:03.350	18.515	22.938	21.897	80.5	97.1	3	17:52:14.099	1:03.891	18.855	22.908	22.128	79.2	95.6
9	17:58:30.679	1:03.029	18.492	22.648	21.889	80.3	97.1	4	17:53:17.719	1:03.620	18.804	22.866	21.950	79.6	95.3
(91) Robbie DALGLEISH															
1	17:50:03.876	1:06.476	20.298	24.329	21.849	80.0	66.3	5	17:54:23.873	1:06.154	19.111	24.658	22.385	79.1	96.4
2	17:51:07.029	1:03.153	18.754	22.644	21.755	80.1	94.5	6	17:55:27.975	1:04.102	18.902	22.950	22.250	79.6	94.1
3	17:52:09.853	1:02.624	18.546	22.556	21.722	80.6	94.9	7	17:56:32.991	1:05.016	19.310	23.422	22.284	79.9	94.7
4	17:53:13.680	1:03.827	18.746	23.257	21.824	80.2	95.2	8	17:57:39.324	1:06.333	19.647	24.396	22.290	77.2	94.9
5	17:54:16.788	1:03.108	18.656	22.568	21.884	80.9	96.3	9	17:58:43.588	1:04.264	19.172	22.958	22.134	78.3	94.7
6	17:55:20.323	1:03.535	18.686	22.821	22.028	80.9	95.5	(333) Ewan ROBERTSON							
7	17:56:23.289	1:02.966	18.649	22.360	21.957	80.3	94.7	1	17:50:06.696	1:09.119	21.535	24.236	23.348	75.8	68.0
8	17:57:26.274	1:02.985	18.580	22.473	21.932	80.0	94.9	2	17:51:12.347	1:05.651	19.354	23.877	22.420	77.0	92.2
9	17:58:30.702	1:04.428	18.541	22.589	23.298	80.4	95.7	3	17:52:18.065	1:05.718	19.803	23.493	22.422	77.3	94.0
(23) Ian MUNRO															
1	17:50:02.197	1:06.298	20.798	23.624	21.876	79.0	61.3	4	17:53:24.363	1:06.298	19.608	23.648	23.042	77.6	92.1
2	17:51:06.266	1:04.069	19.099	23.039	21.931	79.1	94.5	5	17:54:30.374	1:06.011	19.503	23.425	23.083	77.7	92.4
3	17:52:09.698	1:03.432	18.692	22.715	22.025	79.8	94.5	6	17:55:36.046	1:05.672	19.567	23.245	22.860	79.0	90.8
4	17:53:13.488	1:03.790	18.758	23.154	21.878	80.2	95.6	7	17:56:41.876	1:05.830	19.517	23.802	22.511	78.5	91.8
5	17:54:16.610	1:03.122	18.530	22.567	22.025	80.0	95.7	8	17:57:47.887	1:06.011	19.372	23.599	23.040	78.8	91.8
6	17:55:20.678	1:04.068	18.659	23.363	22.046	79.3	95.6	9	17:58:54.119	1:06.232	19.550	23.731	22.951	77.8	92.2
7	17:56:23.956	1:03.278	18.677	22.604	21.997	79.6	95.7	(16) William SMITH							
8	17:57:27.323	1:03.367	18.642	22.695	22.030	79.4	95.3	1	17:50:07.230	1:08.975	21.071	25.086	22.818	76.8	66.4
9	17:58:32.859	1:05.536	20.309	23.156	22.071	76.9	94.4	2	17:51:12.601	1:05.371	19.322	23.992	22.057	79.3	95.9
(18) Daniel PATTERSON															
1	17:50:06.119	1:07.406	20.319	23.954	23.133	79.1	70.3	3	17:52:18.281	1:05.680	19.805	23.630	22.245	74.7	95.7
2	17:51:09.327	1:03.208	18.648	22.644	21.916	80.2	94.3	4	17:53:24.554	1:06.273	19.625	23.953	22.695	78.9	95.2
3	17:52:12.871	1:03.544	18.649	22.713	22.182	80.6	95.2	5	17:54:31.615	1:07.061	19.762	24.406	22.893	78.4	92.2
4	17:53:16.149	1:03.278	18.607	22.674	21.997	80.4	95.9	6	17:55:37.136	1:05.521	19.311	23.744	22.466	79.4	94.5
5	17:54:19.306	1:03.157	18.637	22.571	21.949	80.5	95.7	7	17:56:43.292	1:06.156	19.297	24.374	22.485	79.7	93.3
6	17:55:22.729	1:03.423	18.573	22.553	22.297	80.5	95.9	8	17:57:49.352	1:06.060	18.942	23.718	23.400	79.7	93.6
7	17:56:26.205	1:03.476	18.837	22.820	21.819	78.8	95.1	9	17:58:54.454	1:05.102	19.356	23.254	22.492	74.2	92.8
8	17:57:29.251	1:03.046	18.628	22.589	21.829	79.9	95.1	(27) Martin WIJETUNGA							
9	17:58:33.101	1:03.850	18.614	23.325	21.911	80.6	95.3	1	17:50:09.216	1:11.310	22.869	24.894	23.547	61.1	68.8
(65) Jack IRVINE															
1	17:50:06.664	1:09.821	20.980	24.872	23.969	79.1	64.7	2	17:51:14.461	1:05.245	18.843	23.296	23.106	79.0	92.4
2	17:51:10.901	1:04.237	19.291	23.029	21.917	79.1	91.3	3	17:52:19.902	1:05.441	19.126	23.811	22.504	77.7	91.1
3	17:52:14.771	1:03.870	18.661	22.811	22.398	80.1	96.4	4	17:53:25.004	1:05.102	19.313	23.224	22.565	78.1	92.7
4	17:53:18.203	1:03.432	18.519	22.860	22.053	80.5	95.5	5	17:54:30.892	1:05.888	19.059	23.595	23.234	78.8	92.9
5	17:54:22.057	1:03.854	18.729	23.028	22.097	79.9	96.8	6	17:55:36.877	1:05.985	19.302	23.205	23.478	79.2	89.2
6	17:55:26.026	1:03.969	18.720	22.940	22.309	79.5	95.2	7	17:56:42.453	1:05.576	19.319	23.905	22.352	78.5	91.2
7	17:56:29.962	1:03.936	18.711	22.943	22.282	79.6	94.4	8	17:57:50.343	1:07.890	19.506	23.555	24.829	78.4	93.7
8	17:57:33.959	1:03.997	18.590	23.001	22.406	79.8	94.4	9	17:58:56.242	1:05.899	18.923	22.957	24.019	78.8	90.0
9	17:58:38.173	1:04.214	18.599	23.412	22.203	79.6	93.9	(5) Jonathan WILD							
(7) Blair DRYBURGH															
1	17:50:03.848	1:07.910	20.590	25.175	22.145	79.1	62.5	1	17:50:10.086	1:10.806	21.409	25.658	23.739	78.2	69.8
2	17:51:08.094	1:04.246	19.079	23.059	22.108	79.6	91.3	2	17:51:17.379	1:07.293	19.343	24.384	23.566	79.0	92.9
3	17:52:12.895	1:04.801	19.153	23.136	22.512	79.7	93.5	3	17:52:24.024	1:06.645	19.550	24.375	22.720	79.1	92.3
4	17:53:17.352	1:04.457	19.031	23.293	22.133	79.5	91.8	4	17:53:29.557	1:05.533	19.170	23.461	22.902	77.9	92.8
5	17:54:21.955	1:04.603													

KMSC/SMRC Race meeting AC
Scottish Mini Cooper & Cooper S Cup
Knockhill AC 1.271 miles
Race 10 - 3rd Race
01/06/2024 17:00
Race (9 Laps) started at 17:48:48

Lap	Time of Day	Lap Tm	S1	S2	S3	S1Spd	SFSpd	Lap	Time of Day	Lap Tm	S1	S2	S3	S1Spd	SFSpd
4	17:53:24.498	1:06.060	20.375	23.347	22.338	75.5	95.3								
5	17:54:30.855	1:06.357	19.599	23.400	23.358	77.7	93.2								
6	17:55:36.491	1:05.636	19.821	23.225	22.590	78.3	90.7								
7	17:56:42.072	1:05.581	19.038	24.122	22.421	76.7	94.0								
8	17:57:48.090	1:06.018	19.449	23.522	23.047	77.9	93.1								
9	17:58:54.516	1:06.426	20.410	23.025	22.991	74.8	92.1								

(88) Barry HOLMES

1	17:50:22.133	1:25.605	20.879	39.626	25.100	79.7	62.4
2	17:51:27.531	1:05.398	19.252	23.726	22.420	79.7	92.4
3	17:52:32.480	1:04.949	19.088	23.570	22.291	80.2	93.1
4	17:53:37.074	1:04.594	19.091	23.237	22.266	80.1	93.6
5	17:54:41.712	1:04.638	18.909	23.237	22.492	80.1	94.3
6	17:55:46.457	1:04.745	18.873	23.260	22.612	80.5	94.0
7	17:56:50.931	1:04.474	19.006	23.389	22.079	80.6	93.9
8	17:57:55.270	1:04.339	19.024	23.173	22.142	80.0	96.0
9	17:58:59.774	1:04.504	18.779	23.416	22.309	80.8	94.7

(80) Ross FOSTER

1	17:50:09.583	1:10.637	21.250	25.273	24.114	76.6	67.3
2	17:51:16.992	1:07.409	19.251	24.600	23.558	78.7	91.7
3	17:52:24.006	1:07.014	19.453	24.437	23.124	78.1	89.4
4	17:53:31.290	1:07.284	19.375	25.023	22.886	78.9	87.8
5	17:54:38.355	1:07.065	19.416	24.319	23.330	77.3	89.6
6	17:55:44.868	1:06.513	19.415	24.130	22.968	77.9	88.8
7	17:56:50.687	1:05.819	19.319	23.759	22.741	77.9	88.9
8	17:57:57.831	1:07.144	19.552	24.180	23.412	78.0	89.5
9	17:59:04.613	1:06.782	19.240	24.240	23.302	78.4	89.1

(52) Michael WILLIAMS

1	17:50:08.119	1:09.957	21.417	25.109	23.431	78.6	63.9
2	17:51:14.416	1:06.297	18.965	24.142	23.190	79.8	94.8
3	17:52:20.064	1:05.648	19.186	24.127	22.335	79.7	94.3
4	17:53:25.189	1:05.125	19.263	23.468	22.394	77.9	96.8
5	17:54:30.776	1:05.587	19.094	23.939	22.554	80.0	96.3
6	17:55:36.836	1:06.060	19.756	23.752	22.552	78.7	92.9
7	17:56:42.550	1:05.714	19.282	24.183	22.249	78.3	93.3
8	17:57:49.378	1:06.828	19.065	23.666	24.097	79.2	95.2

Clerk of the Course
Orbits

Sig : _____ **Time :** _____
Chief Timekeeper : Ian Sharp (SMART Timing)
Results available at www.smart-timing.co.uk and www.speedhive.com

Printed: 01/06/2024 18:02:34

**motor
sport
UK**
**RACE
WITH
RESPECT**



Bulletin No. _____

KMSC/SMRC Race meeting AC

Lapchart

Scottish Mini Cooper & Cooper S Cup

Knockhill AC 1.271 miles

Race 10 - 3rd Race

01/06/2024 17:00

Race (9 Laps) started at 17:48:48



Competitors	Laps										
	0	1	2	3	4	5	6	7	8	9	
Ian MUNRO (23)	1	23	70	70	70	70	70	70	70	70	70
Blair DRYBURGH (7)	2	7	23	23	23	23	23	91	91	91	22
Oly MORTIMER (70)	3	70	7	91	91	91	91	23	23	23	91
Barry HOLMES (88)	4	88	91	7	22	22	22	22	22	22	23
Jacob HEAP (12)	5	12	22	22	18	18	18	18	18	18	18
Jack IRVINE (65)	6	65	18	18	7	7	7	65	65	65	65
Jason BALLANTYNE (22)	7	22	12	12	12	12	65	7	7	7	7
Robbie DALGLEISH (91)	8	91	65	65	65	65	12	12	12	53	53
Ewan ROBERTSON (333)	9	333	333	53	53	53	53	53	53	12	12
Martin WIJETUNGA (27)	10	27	53	333	333	333	333	333	333	333	333
Michael WILLIAMS (52)	11	52	16	16	16	684	52	684	684	684	16
Chad LITTLE (25)	12	25	684	684	684	16	684	52	27	16	684
William SMITH (16)	13	16	52	52	27	27	27	27	52	52	27
Stuart McPHADEN (53)	14	53	27	27	52	52	16	16	16	27	5
Daniel PATTERSON (18)	15	18	80	80	80	5	5	5	5	5	88
Ross FOSTER (80)	16	80	5	5	5	80	80	80	80	88	80
Jonathan WILD (5)	17	5	88	88	88	88	88	88	88	88	80
Ralph STURROCK (684)	18	684									

Clerk of the Course

Orbits

Sig : Time :
 Chief Timekeeper : Ian Sharp (SMART Timing)
 Results available at www.smart-timing.co.uk and www.speedhive.com
 Printed: 01/06/2024 18:03:04



Scottish Mini Cooper Newcomers Cup

18 scores count from 21 Rounds



Pos	Car No.	Name	Kirkistown			Knockhill			Knockhill AC			Knockhill			Anglesey			Croft			Total	Diff	
			1	2	3	4	5	6	7	8	9	10	11	12	12a	14	15	16	17	18			19
1	27	Martin WIJETUNGA	20	25	20	14	25	25	0	14	14											157	
2	80	Ross FOSTER	14	20	25	20	16	20	10	0	9											134	-23
3	52	Michael WILLIAMS	16	12	12	25	12	10	14	16	0											117	-17
4	12	Jacob HEAP	0	0	0	16	20	16	9	25	16											102	-15
5	13	Blair DRYBURGH	0	16	0	9	9	0	16	20	25											95	-7
6	684	Ralph STURROCK	25	0	16	0	0	0	25	0	10											76	-19
7	164	Curtis PATERSON	12	14	14	10	10	14	0	0	0											74	-2
8	5	Jonathan WILD	0	0	0	12	14	12	12	0	12											62	-12
9	53	Stuart McPHADEN	0	0	0	0	0	0	20	0	20											40	-22

Scottish Mini Cooper Cup - Knockhill Cup



Pos	Car No.	Name	Class	Knockhill 20th/21st April			Knockhill AC 1st June			Knockhill 6th/7th July			Knockhill 5th/6th October			Total	Diff
				1	2	3	4	5	6				7	8	9		
1	91	Robbie DALGLEISH		20	26	14	26	25	16							127	
2	65	Jack IRVINE		14	10	25	20	16	10							95	-32
3	22	Jason BALLANTYNE		0	8	17	14	21	21							81	-14
4	23	Ian MUNRO		12	12	20	12	9	14							79	-2
5	70	Oly MORTIMER		11	16	2	0	14	25							68	-11
6	18	Daniel PATTERSON		26	14	0	11	0	12							63	-5
7	25	Chad LITTLE		16	20	1	16	3	0							56	-7
8	88	Barry HOLMES		9	7	10	5	12	1							44	-12
9=	12	Jacob HEAP		5	6	7	1	10	7							36	-8
9=	333	Ewan ROBERTSON		7	0	9	7	7	6							36	0
11	27	Martin WIJETUNGA	N	4	9	12	0	5	4							34	-2
12=	52	Michael WILLIAMS	N	8	2	3	4	6	0							23	-11
12=	13	Blair DRYBURGH	N	0	0	0	6	8	9							23	0
14	16	William SMITH		3	4	6	0	4	5							22	-1
15	80	Ross FOSTER	N	6	5	8	2	0	0							21	-1
16	5	Jonathan WILD		2	3	4	3	0	3							15	-6
17	684	Ralph STURROCK	N	0	0	0	9	0	2							11	-4
18	164	Curtis PATERSON	N	1	1	5	0	0	0							7	-4

Scottish Mini Cooper S



Pos	Car No.	Name													Total	Diff
			Knockhill	20th/21st April	Knockhill AC	1st June	Knockhill	6th/7th July	Anglesey	3rd/4th August	Croft	7th/8th September	Knockhill	5th/6th October		
			1	2	3	4	5	6	7	8	9	10	11	12		
1	97	Jamie BLAKE	20	20	20	20									80	
2	14	Rich FLETT	16	16	16	16									64	-16